



QUARTERLY STATEMENT

AS OF MARCH 31, 2015

OF THE CONDITION AND AFFAIRS OF THE

NYLIFE Insurance Company of Arizona

NAIC Group Code 0826, 0826 NAIC Company Code 81353 Employer's ID No. 52-1530175
(Current Period) (Prior Period)

Organized under the Laws of Arizona, State of Domicile or Port of Entry

Country of Domicile United States of America

INCORPORATED/ORGANIZED JULY 23, 1987 COMMENCED BUSINESS DECEMBER 30, 1987

Statutory Home Office.....	14850 N. Scottsdale Road, Suite 400, Scottsdale, AZ, U.S. 85254..
Main Administrative Office	51 Madison Avenue, New York, NY, U.S. 10010.....
.....	212-576-7000.....
Mail Address.....	51 Madison Avenue, New York, NY, U.S. 10010.....
Primary Location of Books and Records.....	51 Madison Avenue, New York, NY, U.S. 10010.....
.....	212-576-7000.....
Internet Website address.....	www.newyorklife.com.....
Statutory Statement Contact Person and Phone Number....	Andrew Frank Amenn.....212-576-4425.....
Statutory Statement Contact E-Mail Address	statement_contact@newyorklife.com
Statutory Statement Contact Fax Number	914-846-5000.....

EXECUTIVE OFFICERS

CRAIG LAWRENCE DESANTO
Chairman of the Board, Chief Executive
Officer and President

BARBARA JOAN MCINERNEY
Senior Vice President and Chief
Compliance Officer

MICHAEL FONG
Vice President and Actuary

LOUISE MONIQUE LINCK
Corporate Vice President and Treasurer

THOMAS FRANCIS ENGLISH
Senior Vice President
and Chief Legal Officer

ARTHUR HARUTYUN SETER
Senior Vice President and Chief
Investment Officer

ANDREW FRANK AMENN
Corporate Vice President and Controller

ANNA LOUISE BIDWELL
Associate Legal Officer and Secretary


DIRECTORS


CRAIG LAWRENCE DESANTO
MICHAEL FONG
ROBERT MICHAEL GARDNER


THOMAS JOHN GIRARD
CHRISTOPHER THOMAS ASHE

State of New York }
County of New York } SS

The officers of this reporting entity, being duly sworn, each depose and say that they are the described officers of said reporting entity, and that on the reporting period stated above, all of the herein described assets were the absolute property of the said reporting entity, free and clear from any liens or claims thereon, except as herein stated, and that this statement, together with related exhibits, schedules and explanations therein contained, annexed or referred to, is a full and true statement of all the assets and liabilities and of the condition and affairs of the said reporting entity as of the reporting period stated above, and of its income and deductions therefrom for the period ended, and have been completed in accordance with the NAIC Annual Statement Instructions and Accounting Practices and Procedures Manual except to the extent that: (1) state law may differ; or, (2) state rules or regulations require differences in reporting not related to accounting practices and procedures, according to the best of their information, knowledge and belief, respectively. Furthermore, the scope of this attestation by the described officers also includes the related corresponding electronic filing with the NAIC, when required, that is an exact copy (except for formatting differences due to electronic filing) of the enclosed statement. The electronic filing may be requested by various regulators in lieu of or in addition to the enclosed statement.


LOUISE MONIQUE LINCK
Corporate Vice President and Treasurer


ANNA LOUISE BIDWELL
Associate Legal Officer and Secretary


ANDREW FRANK AMENN
Corporate Vice President and Controller

Subscribed and sworn to before me this
4th day of May 2015



Satish Singh
Notary Public State of New York
No. 01SI0035662
Qualified in Queens County
Commission Expires March 14, 2018

- a. Is this an original filing? Yes [X] No []
b. If no: 1. State the amendment number ...
2. Date filed ...
3. Number of pages attached ...

ASSETS

	Current Statement Date			4 December 31 Prior Year Net Admitted Assets
	1 Assets	2 Nonadmitted Assets	3 Net Admitted Assets (Cols. 1 - 2)	
1. Bonds	150,125,938		150,125,938	152,817,276
2. Stocks:				
2.1 Preferred stocks				
2.2 Common stocks				
3. Mortgage loans on real estate:				
3.1 First liens				
3.2 Other than first liens.....				
4. Real estate:				
4.1 Properties occupied by the company (less \$ encumbrances)				
4.2 Properties held for the production of income (less \$ encumbrances)				
4.3 Properties held for sale (less \$ encumbrances)				
5. Cash (\$(1,172,263)), cash equivalents (\$8,303,918) and short-term investments (\$1,042,270)	8,173,925		8,173,925	4,364,856
6. Contract loans (including \$ premium notes)				
7. Derivatives				
8. Other invested assets	1,882,587		1,882,587	2,986,240
9. Receivables for securities				
10. Securities lending reinvested collateral assets				
11. Aggregate write-ins for invested assets				
12. Subtotals, cash and invested assets (Lines 1 to 11)	160,182,450		160,182,450	160,168,372
13. Title plants less \$ charged off (for Title insurers only)				
14. Investment income due and accrued	1,202,228		1,202,228	1,181,954
15. Premiums and considerations:				
15.1 Uncollected premiums and agents' balances in the course of collection	539,354	338,035	201,319	399,290
15.2 Deferred premiums, agents' balances and installments booked but deferred and not yet due (including \$ earned but unbilled premiums)	29,348,108		29,348,108	30,604,712
15.3 Accrued retrospective premiums				
16. Reinsurance:				
16.1 Amounts recoverable from reinsurers	2,355,500		2,355,500	1,026,750
16.2 Funds held by or deposited with reinsured companies				
16.3 Other amounts receivable under reinsurance contracts	130,513		130,513	98,676
17. Amounts receivable relating to uninsured plans				
18.1 Current federal and foreign income tax recoverable and interest thereon				
18.2 Net deferred tax asset	8,351,412	2,127,389	6,224,023	6,224,023
19. Guaranty funds receivable or on deposit	65,430		65,430	65,086
20. Electronic data processing equipment and software				
21. Furniture and equipment, including health care delivery assets (\$)				
22. Net adjustment in assets and liabilities due to foreign exchange rates				
23. Receivables from parent, subsidiaries and affiliates	11,604		11,604	11,799
24. Health care (\$) and other amounts receivable				
25. Aggregate write-ins for other than invested assets	122,176	122,176		
26. Total assets excluding Separate Accounts, Segregated Accounts and Protected Cell Accounts (Lines 12 to 25)	202,308,775	2,587,600	199,721,175	199,780,662
27. From Separate Accounts, Segregated Accounts and Protected Cell Accounts				
28. Total (Lines 26 and 27)	202,308,775	2,587,600	199,721,175	199,780,662
DETAILS OF WRITE-INS				
1101.				
1102.				
1103.				
1198. Summary of remaining write-ins for Line 11 from overflow page				
1199. Totals (Lines 1101 through 1103 plus 1198)(Line 11 above)				
2501. Miscellaneous	122,176	122,176		
2502.				
2503.				
2598. Summary of remaining write-ins for Line 25 from overflow page				
2599. Totals (Lines 2501 through 2503 plus 2598)(Line 25 above)	122,176	122,176		

STATEMENT AS OF MARCH 31, 2015 OF THE NYLIFE INSURANCE COMPANY OF ARIZONA

LIABILITIES, SURPLUS AND OTHER FUNDS

	1 Current Statement Date	2 December 31 Prior Year
1. Aggregate reserve for life contracts \$101,249,976 less \$ included in Line 6.3 (including \$ Modco Reserve)	101,249,976	105,143,086
2. Aggregate reserve for accident and health contracts (including \$ Modco Reserve)		
3. Liability for deposit-type contracts (including \$ Modco Reserve)	3,456,481	3,816,561
4. Contract claims:		
4.1 Life	3,271,423	1,677,190
4.2 Accident and health		
5. Policyholders' dividends \$ and coupons \$ due and unpaid		
6. Provision for policyholders' dividends and coupons payable in following calendar year - estimated amounts:		
6.1 Dividends apportioned for payment (including \$ Modco)		
6.2 Dividends not yet apportioned (including \$ Modco)		
6.3 Coupons and similar benefits (including \$ Modco)		
7. Amount provisionally held for deferred dividend policies not included in Line 6		
8. Premiums and annuity considerations for life and accident and health contracts received in advance less \$ discount; including \$ accident and health premiums	153,251	167,233
9. Contract liabilities not included elsewhere:		
9.1 Surrender values on canceled contracts		
9.2 Provision for experience rating refunds, including the liability of \$ accident and health experience rating refunds of which \$ is for medical loss ratio rebate per the Public Health Service Act		
9.3 Other amounts payable on reinsurance, including \$ assumed and \$ ceded		
9.4 Interest Maintenance Reserve	56,263	59,587
10. Commissions to agents due or accrued-life and annuity contracts \$, accident and health \$ and deposit-type contract funds \$		
11. Commissions and expense allowances payable on reinsurance assumed		
12. General expenses due or accrued	120,773	130,452
13. Transfers to Separate Accounts due or accrued (net) (including \$ accrued for expense allowances recognized in reserves, net of reinsured allowances)		
14. Taxes, licenses and fees due or accrued, excluding federal income taxes	28,732	
15.1 Current federal and foreign income taxes, including \$ 550 on realized capital gains (losses)	5,279,767	5,710,234
15.2 Net deferred tax liability		
16. Unearned investment income		
17. Amounts withheld or retained by company as agent or trustee	1,998	1,998
18. Amounts held for agents' account, including \$ agents' credit balances		
19. Remittances and items not allocated	74,739	75,926
20. Net adjustment in assets and liabilities due to foreign exchange rates		
21. Liability for benefits for employees and agents if not included above		
22. Borrowed money \$ and interest thereon \$		
23. Dividends to stockholders declared and unpaid		
24. Miscellaneous liabilities:		
24.01 Asset valuation reserve	475,304	428,727
24.02 Reinsurance in unauthorized and certified (\$) companies		
24.03 Funds held under reinsurance treaties with unauthorized and certified (\$) reinsurers		
24.04 Payable to parent, subsidiaries and affiliates	3,531,009	2,717,521
24.05 Drafts outstanding		
24.06 Liability for amounts held under uninsured plans		
24.07 Funds held under coinsurance		
24.08 Derivatives		
24.09 Payable for securities		
24.10 Payable for securities lending		
24.11 Capital notes \$ and interest thereon \$		
25. Aggregate write-ins for liabilities	75,307	204,644
26. Total liabilities excluding Separate Accounts business (Lines 1 to 25)	117,775,023	120,133,159
27. From Separate Accounts Statement		
28. Total liabilities (Lines 26 and 27)	117,775,023	120,133,159
29. Common capital stock	2,500,000	2,500,000
30. Preferred capital stock		
31. Aggregate write-ins for other than special surplus funds		
32. Surplus notes		
33. Gross paid in and contributed surplus	98,500,000	98,500,000
34. Aggregate write-ins for special surplus funds		
35. Unassigned funds (surplus)	(19,053,848)	(21,352,497)
36. Less treasury stock, at cost:		
36.1 shares common (value included in Line 29 \$)		
36.2 shares preferred (value included in Line 30 \$)		
37. Surplus (Total Lines 31+32+33+34+35-36) (including \$ in Separate Accounts Statement)	79,446,152	77,147,503
38. Totals of Lines 29, 30 and 37	81,946,152	79,647,503
39. Totals of Lines 28 and 38 (Page 2, Line 28, Col. 3)	199,721,175	199,780,662
DETAILS OF WRITE-INS		
2501. Liability for interest on claims	75,307	204,644
2502.		
2503.		
2598. Summary of remaining write-ins for Line 25 from overflow page		
2599. Totals (Lines 2501 through 2503 plus 2598)(Line 25 above)	75,307	204,644
3101.		
3102.		
3103.		
3198. Summary of remaining write-ins for Line 31 from overflow page		
3199. Totals (Lines 3101 through 3103 plus 3198)(Line 31 above)		
3401.		
3402.		
3403.		
3498. Summary of remaining write-ins for Line 34 from overflow page		
3499. Totals (Lines 3401 through 3403 plus 3498)(Line 34 above)		

SUMMARY OF OPERATIONS

	1	2	3
	Current Year To Date	Prior Year To Date	Prior Year Ended December 31
1. Premiums and annuity considerations for life and accident and health contracts	5,755,575	6,175,967	32,988,534
2. Considerations for supplementary contracts with life contingencies			
3. Net investment income	1,361,913	1,248,326	5,228,655
4. Amortization of Interest Maintenance Reserve (IMR)	3,319	5,185	41,838
5. Separate Accounts net gain from operations excluding unrealized gains or losses			
6. Commissions and expense allowances on reinsurance ceded	289,661	315,233	1,109,981
7. Reserve adjustments on reinsurance ceded			
8. Miscellaneous Income:			
8.1 Income from fees associated with investment management, administration and contract guarantees from Separate Accounts			
8.2 Charges and fees for deposit-type contracts			
8.3 Aggregate write-ins for miscellaneous income		100	200
9. Totals (Lines 1 to 8.3)	7,410,468	7,744,811	39,369,208
10. Death benefits	5,600,175	3,419,251	16,725,707
11. Matured endowments (excluding guaranteed annual pure endowments)			
12. Annuity benefits			
13. Disability benefits and benefits under accident and health contracts	116,909	122,380	508,419
14. Coupons, guaranteed annual pure endowments and similar benefits			
15. Surrender benefits and withdrawals for life contracts			
16. Group conversions	956,248	1,475,499	5,143,347
17. Interest and adjustments on contract or deposit-type contract funds	(109,777)	(111,528)	(32,882)
18. Payments on supplementary contracts with life contingencies			
19. Increase in aggregate reserves for life and accident and health contracts	(3,893,110)	(3,135,721)	(5,202,349)
20. Totals (Lines 10 to 19)	2,670,445	1,769,881	17,142,242
21. Commissions on premiums, annuity considerations, and deposit-type contract funds (direct business only)	61,967	354,977	381,845
22. Commissions and expense allowances on reinsurance assumed			
23. General insurance expenses	525,322	1,158,157	2,435,838
24. Insurance taxes, licenses and fees, excluding federal income taxes	348,724	476,929	1,513,209
25. Increase in loading on deferred and uncollected premiums	451,526	783,108	3,416,560
26. Net transfers to or (from) Separate Accounts net of reinsurance			
27. Aggregate write-ins for deductions			119
28. Totals (Lines 20 to 27)	4,057,984	4,543,052	24,889,813
29. Net gain from operations before dividends to policyholders and federal income taxes (Line 9 minus Line 28)	3,352,484	3,201,759	14,479,395
30. Dividends to policyholders			
31. Net gain from operations after dividends to policyholders and before federal income taxes (Line 29 minus Line 30)	3,352,484	3,201,759	14,479,395
32. Federal and foreign income taxes incurred (excluding tax on capital gains)	976,983	815,153	3,434,968
33. Net gain from operations after dividends to policyholders and federal income taxes and before realized capital gains or (losses) (Line 31 minus Line 32)	2,375,501	2,386,606	11,044,427
34. Net realized capital gains (losses) (excluding gains (losses) transferred to the IMR) less capital gains tax of \$547 (excluding taxes of \$3 transferred to the IMR)	(424)	(5,080)	(6,227)
35. Net income (Line 33 plus Line 34)	2,375,077	2,381,526	11,038,200
CAPITAL AND SURPLUS ACCOUNT			
36. Capital and surplus, December 31, prior year	79,647,503	68,191,720	68,191,720
37. Net income (Line 35)	2,375,077	2,381,526	11,038,200
38. Change in net unrealized capital gains (losses) less capital gains tax of \$(16)	(30)	112	67
39. Change in net unrealized foreign exchange capital gain (loss)			
40. Change in net deferred income tax	(206,334)	(377,609)	(2,089,289)
41. Change in nonadmitted assets	176,514	533,469	1,864,482
42. Change in liability for reinsurance in unauthorized and certified companies			
43. Change in reserve on account of change in valuation basis, (increase) or decrease			1,600,000
44. Change in asset valuation reserve	(46,578)	(61,590)	(55,321)
45. Change in treasury stock			
46. Surplus (contributed to) withdrawn from Separate Accounts during period			
47. Other changes in surplus in Separate Accounts Statement			
48. Change in surplus notes			
49. Cumulative effect of changes in accounting principles			
50. Capital changes:			
50.1 Paid in			
50.2 Transferred from surplus (Stock Dividend)			
50.3 Transferred to surplus			
51. Surplus adjustment:			
51.1 Paid in			
51.2 Transferred to capital (Stock Dividend)			
51.3 Transferred from capital			
51.4 Change in surplus as a result of reinsurance			
52. Dividends to stockholders			
53. Aggregate write-ins for gains and losses in surplus			(902,356)
54. Net change in capital and surplus for the year (Lines 37 through 53)	2,298,649	2,475,908	11,455,783
55. Capital and surplus, as of statement date (Lines 36 + 54)	81,946,152	70,667,628	79,647,503
DETAILS OF WRITE-INS			
08.301. Sundries		100	200
08.302.			
08.303.			
08.398. Summary of remaining write-ins for Line 8.3 from overflow page			
08.399. Totals (Lines 08.301 through 08.303 plus 08.398) (Line 8.3 above)		100	200
2701. Fines, Penalties and Fees from regulatory authorities			119
2702.			
2703.			
2798. Summary of remaining write-ins for Line 27 from overflow page			
2799. Totals (Lines 2701 through 2703 plus 2798)(Line 27 above)			119
5301. Prior period correction			(902,356)
5302.			
5303.			
5398. Summary of remaining write-ins for Line 53 from overflow page			
5399. Totals (Lines 5301 through 5303 plus 5398)(Line 53 above)			(902,356)

STATEMENT AS OF MARCH 31, 2015 OF THE NYLIFE INSURANCE COMPANY OF ARIZONA

CASH FLOW

	1 Current Year To Date	2 Prior Year To Date	3 Prior Year Ended December 31
Cash from Operations			
1. Premiums collected net of reinsurance	6,727,436	6,344,152	31,069,570
2. Net investment income	1,353,371	1,362,796	5,431,677
3. Miscellaneous income	268,290	271,735	1,106,624
4. Total (Lines 1 to 3)	8,349,097	7,978,683	37,607,871
5. Benefit and loss related payments	5,385,340	4,825,885	22,778,361
6. Net transfers to Separate Accounts, Segregated Accounts and Protected Cell Accounts			
7. Commissions, expenses paid and aggregate write-ins for deductions	1,246,838	2,214,721	4,598,488
8. Dividends paid to policyholders			
9. Federal and foreign income taxes paid (recovered) net of \$14,041 tax on capital gains (losses)	1,408,000	276,000	1,853,298
10. Total (Lines 5 through 9)	8,040,178	7,316,606	29,230,147
11. Net cash from operations (Line 4 minus Line 10)	308,919	662,077	8,377,724
Cash from Investments			
12. Proceeds from investments sold, matured or repaid:			
12.1 Bonds	7,769,622	2,928,395	14,352,959
12.2 Stocks			
12.3 Mortgage loans			
12.4 Real estate			
12.5 Other invested assets	9,360,000	14,345,000	46,059,000
12.6 Net gains or (losses) on cash, cash equivalents and short-term investments	59	715	2,008
12.7 Miscellaneous proceeds			
12.8 Total investment proceeds (Lines 12.1 to 12.7)	17,129,681	17,274,110	60,413,967
13. Cost of investments acquired (long-term only):			
13.1 Bonds	5,049,281	11,516,674	33,837,552
13.2 Stocks			
13.3 Mortgage loans			
13.4 Real estate			
13.5 Other invested assets	8,256,393	10,773,272	45,090,409
13.6 Miscellaneous applications			
13.7 Total investments acquired (Lines 13.1 to 13.6)	13,305,674	22,289,946	78,927,961
14. Net increase (or decrease) in contract loans and premium notes			
15. Net cash from investments (Line 12.8 minus Line 13.7 and Line 14)	3,824,007	(5,015,836)	(18,513,994)
Cash from Financing and Miscellaneous Sources			
16. Cash provided (applied):			
16.1 Surplus notes, capital notes			
16.2 Capital and paid in surplus, less treasury stock			
16.3 Borrowed funds			
16.4 Net deposits on deposit-type contracts and other insurance liabilities	(360,900)	(131,481)	(1,296,961)
16.5 Dividends to stockholders			
16.6 Other cash provided (applied)	37,043	(139,031)	(1,262,387)
17. Net cash from financing and miscellaneous sources (Line 16.1 through Line 16.4 minus Line 16.5 plus Line 16.6)	(323,857)	(270,512)	(2,559,348)
RECONCILIATION OF CASH, CASH EQUIVALENTS AND SHORT-TERM INVESTMENTS			
18. Net change in cash, cash equivalents and short-term investments (Line 11, plus Lines 15 and 17)	3,809,069	(4,624,271)	(12,695,618)
19. Cash, cash equivalents and short-term investments:			
19.1 Beginning of year	4,364,856	17,060,474	17,060,474
19.2 End of period (Line 18 plus Line 19.1)	8,173,925	12,436,203	4,364,856

Note: Supplemental disclosures of cash flow information for non-cash transactions:

20.0001. Capitalized Interest	50,226	39,385	178,551
-------------------------------------	--------	--------	---------

EXHIBIT 1

DIRECT PREMIUMS AND DEPOSIT-TYPE CONTRACTS			
	1 Current Year To Date	2 Prior Year To Date	3 Prior Year Ended December 31
1. Industrial life			
2. Ordinary life insurance	10,765,399	12,870,031	51,141,646
3. Ordinary individual annuities			
4. Credit life (group and individual)			
5. Group life insurance			
6. Group annuities			
7. A & H - group			
8. A & H - credit (group and individual)			
9. A & H - other			
10. Aggregate of all other lines of business			
11. Subtotal	10,765,399	12,870,031	51,141,646
12. Deposit-type contracts			
13. Total	10,765,399	12,870,031	51,141,646
DETAILS OF WRITE-INS			
1001.			
1002.			
1003.			
1098. Summary of remaining write-ins for Line 10 from overflow page			
1099. Totals (Lines 1001 through 1003 plus 1098)(Line 10 above)			

NOTES TO FINANCIAL STATEMENTS

1. Summary of Significant Accounting Policies

- A. The accompanying financial statements of NYLIFE Insurance Company of Arizona (“the Company”) have been prepared using accounting practices prescribed or permitted by the Arizona Insurance Department.
- The Arizona Insurance Department recognizes only statutory accounting practices prescribed or permitted by the state of Arizona for determining and reporting the financial position and results of operations of an insurance company and for determining its solvency under Arizona Insurance Law. The National Association of Insurance Commissioners’ (“NAIC”) *Accounting Practices and Procedures Manual* (“NAIC SAP”) has been adopted as a component of prescribed or permitted practices by the state of Arizona. Prescribed statutory accounting practices include state laws and regulations. Permitted statutory accounting practices encompass accounting practices that are not prescribed; such practices differ from state to state, may differ from company to company within a state, and may change in the future. Arizona has adopted all prescribed accounting practices found in NAIC SAP. The Company does not have any permitted practices.
- B. No change.
- C. (1)-(13) No change.

2. Accounting Changes and Corrections of Errors

After filing the 2014 Annual Statement, the Company discovered an error in the reporting of the prior period correction of disabled lives reserves. As a result, the Company has made following adjustments to its financial statements at December 31, 2014: (1) the disabled lives reserve liability was reduced by \$651,581; (2) the current federal income taxes payable was increased by \$228,053; and (3) prior period corrections was reduced, increasing surplus by \$423,528. Therefore, total liabilities were higher in the Annual Statement compared Audited Financial Statement by \$423,528 and total capital and surplus was \$423,528 lower from the Annual Statement to Audited financial Statement.

3. Business Combinations and Goodwill

Not applicable.

4. Discontinued Operations

Not applicable.

5. Investments

A. Mortgage Loans, including Mezzanine Real Estate Loans

Not applicable.

B. Debt Restructuring

Not applicable.

C. Reverse Mortgages

Not applicable.

D. Loan-Backed Securities

- (1) Prepayment assumptions for single class and multi-class mortgage-backed/asset-backed securities were obtained from internal estimates and external sources such as Bloomberg, Intex and Blackrock Solutions.
- (2) The Company does not have any loan-backed and structured securities which are other-than-temporarily impaired where the Company intends to sell, or does not have the intent and ability to hold until recovery as of March 31, 2015.
- (3) The following table lists each security at a CUSIP level where the present value of cash flows expected to be collected is less than the amortized cost basis during the reporting period:

IMPAIRMENTS TAKEN ON CURRENT HOLDINGS DURING THE REPORTING PERIOD							
(1)	(2)	(3)	(4)	(5)	(6)	(7)	
CUSIP ¹	Amortized cost before current period OTTI	Projected Cash Flows	Current Period Recognized OTTI	Amortized Cost After OTTI	Fair Value	Financial Statement Reporting Period	
251511AC5	\$ 79,585	\$ 78,732	\$ 454	\$ 79,131	\$ 81,172	03/31/15	
251511AF8	47,323	46,815	269	47,054	47,787	03/31/15	
Total	XXX	XXX	\$ 723	XXX	XXX		

¹ Only the impaired lots within each CUSIP are included within this table.

NOTES TO FINANCIAL STATEMENTS

(4) The following table presents the Company's gross unrealized losses and fair values of loan-backed and structured securities, aggregated by the length of time that the individual securities have been in a continuous unrealized loss position as of March 31, 2015:

	Less than 12 months		12 months or greater		Total	
	Fair Value	Losses	Fair Value	Losses	Fair Value	Losses
Total temporarily impaired securities	\$ 884,283	\$ 15,229	\$ 4,158,494	\$ 66,039	\$ 5,042,777	\$ 81,268

(5) The Company performs quantitative and qualitative analysis to determine if a decline in fair value was temporary. For those securities where the decline was considered temporary, the Company did not take an impairment when it had the ability and intent to hold until recovery. Factors considered in evaluating whether a decline in value is other than temporary include: (1) whether the decline is substantial; (2) the duration that the fair value has been less than amortized cost; (3) the financial condition and near-term prospects of the issuer; and (4) the Company's ability and intent to retain the investment for the period of time sufficient to allow for an anticipated recovery in value. In addition, for the non-agency residential mortgage backed securities portfolio, the Company updates cash flow projections quarterly. A projection is performed for each security based upon the evaluation of prepayment, delinquency, and default rates for the pool of mortgages collateralizing each security, and the projected impact on the course of future prepayments, defaults, and loss in the pool of mortgages, but do not include market prices. As a result, forecasts may change from period to period and additional impairments may be recognized over time as a result of deterioration in the fundamentals of a particular security or group of securities and/or a continuation of heightened mortgage defaults for a period longer than the assumptions used for the forecasts. Both qualitative and quantitative factors are used in creating the Company's RMBS cash flow models. As such, any estimate of impairments is subject to the inherent limitation on the Company's ability to predict the aggregate course of future events. It should therefore be expected that actual losses may vary from any estimate and the Company may recognize additional other-than-temporary losses.

E. Repurchase Agreements and/or Securities Lending Transactions

Not applicable.

F. Real Estate

Not applicable.

G. Investment in Low-Income Housing Tax Credits

Not applicable.

H. Restricted Assets

No change.

I. Working Capital Finance Investments

Not applicable.

J. Offsetting and Netting of Assets and Liabilities

Not applicable.

K. Structured Notes

Not applicable.

6. Joint Ventures, Partnerships and Limited Liability Companies

A. No change.

B. No change.

7. Investment Income

A. No change.

B. No change.

8. Derivative Instruments

Not applicable.

NOTES TO FINANCIAL STATEMENTS

9.

Income Taxes

A-G. No change.
10.

Information Concerning Parent, Subsidiaries, Affiliates and Other Related Parties

A-L. No change.
11.

Debt

Not Applicable.
12.

Retirement Plans, Deferred Compensation, Postemployment Benefits and Compensated Absences and Other Postretirement Benefit Plans

A. Defined Benefit Plan

No change.

B. Plan Asset Investment Policies and Strategies

No change.

C. Determination of Fair Values

No change.

D. Long-term Rate of Return on Plan Assets

No change.

E. Defined Contribution Plans

No change.

F. Multiemployer Plans

No change.

G. Consolidated/Holding Company Plans

No change.

H. Postemployment Benefits and Compensated Absences

No change.

I. Impact of Medicare Modernization Act on Postretirement Benefit (INT 04-17)

No change.
13.

Capital and Surplus, Shareholders’ Dividend Restrictions, and Quasi-Reorganizations

(1)-(13) No change.
14.

Liabilities, Contingencies and Assessments

A. Contingent Commitments

Not applicable.

B. Assessments

No change.

C. Gain Contingencies

No change.

D. Claims Related Extra Contractual Obligation and Bad Faith Losses Stemming from Lawsuits

No change.

E. Joint and Several Liabilities

Not applicable.

F. All Other Contingencies

No change.
15.

Leases

A. Lessee Leasing Arrangements

No change.

B. Significant Leasing Arrangements

Not applicable.

NOTES TO FINANCIAL STATEMENTS

16. Information about Financial Instruments with Off-Balance Sheet Risk and Financial Instruments with Concentrations of Credit Risk

Not applicable.

17. Sale, Transfer and Servicing of Financial Assets and Extinguishments of Liabilities

A. Transfers of Receivables reported as Sales

Not applicable.

B. Transfer and Servicing of Financial Assets

Not applicable.

C. Wash Sales

The company did not have any wash sale transactions involving securities with a NAIC Designation 3 or below or unrated.

18. Gain or Loss to the Insurer from Uninsured Plans and the Uninsured Portion of Partially Insured Plans

Not applicable.

19. Direct Premium Written/Produced by Managing General Agents/Third-Party Administrators

Not applicable.

20. Fair Value Measurements

A. The Company's financial assets and liabilities carried at fair value have been classified, for disclosure purposes, based on a hierarchy defined by SSAP No. 100, *Fair Value Measurements*. Fair value is defined as the price that would be received to sell an asset or paid to transfer a liability in an orderly transaction between market participants at the measurement date. This guidance establishes a framework for measuring fair value that includes a hierarchy used to classify the inputs used in measuring fair value. The hierarchy prioritizes the inputs to valuation techniques used to measure fair value into three levels. The level in the fair value hierarchy within which the fair value measurement falls is determined based on the lowest level input that is significant to the fair value measurement.

(1) The levels of the fair value hierarchy are based on the inputs to the valuation as follows:

- Level 1

Fair value is based on unadjusted quoted prices for identical assets or liabilities in an active market. Active markets are defined as a market in which many transactions occur with sufficient frequency and volume to provide pricing information on an ongoing basis.
- Level 2

Observable inputs other than level 1 prices, such as quoted prices for similar assets or liabilities; quoted prices in markets that are not active for identical or similar assets or liabilities, or other model driven inputs that are observable or can be corroborated by observable market data for substantially the full term of the assets or liabilities. Valuations are generally obtained from third-party pricing services for identical or comparable assets or liabilities or through the use of valuation methodologies using observable market inputs.
- Level 3

Instruments whose values are based on prices or valuation techniques that require inputs that are both unobservable and significant to the overall fair value measurement. These inputs reflect management's own assumptions in pricing the asset or liability. Pricing may also be based upon broker quotes that do not represent an offer to transact. Prices are determined using valuation methodologies such as option pricing models, discounted cash flow models and other similar techniques. Non-binding broker quotes, which are utilized when pricing service information is not available, are reviewed for reasonableness based on the Company's understanding of the market, and are generally considered Level 3. To the extent the internally developed valuations use significant unobservable inputs, they are classified as Level 3.

The Company had no investments held at fair value as of March 31, 2015.

B. Not Applicable.

C. The following table presents the carrying amounts and estimated fair value of the Company's financial instruments at March 31, 2015:

	Fair Value	Carrying Value	Level 1	Level 2	Level 3	Not Practicable
Assets:						
Bonds	\$ 157,145,485	\$ 150,125,938	\$ -	\$ 157,145,485	\$ -	\$ -
Cash, cash equivalents and short-term investments	8,173,925	8,173,925	-	8,173,925	-	-
Investment income due and accrued	1,202,228	1,202,228	-	1,202,228	-	-
Total assets	<u>\$ 166,521,638</u>	<u>\$ 159,502,091</u>	<u>\$ -</u>	<u>\$ 166,521,638</u>	<u>\$ -</u>	<u>\$ -</u>
Liabilities:						
Deposit fund contracts	\$ 3,456,481	\$ 3,456,481	\$ -	\$ 3,456,481	\$ -	\$ -
Total liabilities	<u>\$ 3,456,481</u>	<u>\$ 3,456,481</u>	<u>\$ -</u>	<u>\$ 3,456,481</u>	<u>\$ -</u>	<u>\$ -</u>

Bonds

The fair value of bonds is determined by considering one of four primary sources: (1) security pricing is applied using a hierarchy approach whereby publicly available prices are first sought from nationally recognized third-party pricing services, (2) securities are priced using a matrix-based pricing methodology, which uses spreads derived from third-party benchmarks bond indices, (3) securities are priced using an internal pricing model or methodology, and (4) securities are submitted to independent brokers for prices.

The pricing service generally uses a discounted cash-flow model or market approach to determine fair value. Typical inputs used by these pricing services include, but are not limited to; benchmark yields, reported trades, issuer spreads, bids, offers, benchmark securities, estimated cash flows and prepayment speeds.

Independent pricing vendors do not supply prices for private placement bonds. These securities are primarily priced using a matrix-based pricing methodology, which uses spreads derived from third-party benchmark bond indices. Any private

NOTES TO FINANCIAL STATEMENTS

securities that cannot be priced using this methodology, are priced using an internally developed model based upon assigned comparable public issues adjusted for liquidity, maturity and rating or are priced based on internal calculations. The Company assigns a credit rating based upon internal analysis.

Prices from pricing services and broker quotes are validated on an ongoing basis to ensure the adequacy and reliability of the fair value measurement. The Company performs both quantitative and qualitative analysis of the prices including initial and ongoing review of third-party pricing methodologies, back testing of recent trades, and a thorough review of pricing trends and statistics.

Cash, cash equivalents, short-term investments and investment income due and accrued

Cash on hand is classified as Level 1. Cash overdrafts (i.e. outstanding checks) are classified as Level 2. Due to the short-term maturities, the carrying value of short-term investments, cash, cash equivalents and investment income due and accrued is presumed to approximate fair value.

Deposit fund contracts

Deposit fund contracts consist of continued interest accounts and the account value is equal to the estimated fair value.

21. Other Items

A. Extraordinary Items

Not applicable.

B. Troubled Debt Restructuring: Debtors

Not applicable.

C. Other Disclosures and Unusual Items

No change.

D. Business Interruption Insurance Recoveries

Not applicable.

E. State Transferable and Non-transferable Tax Credits

Not applicable.

F. Subprime and Midprime Mortgage Related Risk Exposure

No change.

G. Retained Assets

No change.

22. Events Subsequent

As of May 13, 2015, the date the financial statements were available to be issued, there have been no events occurring subsequent to the close of the Company's books or accounts for the accompanying annual statement that would have a material effect on the financial condition of the Company.

23. Reinsurance

A. Ceded Reinsurance Report

Section 1 – General Interrogatories

No change.

Section 2 – Ceded Reinsurance Report – Part A

No change.

Section 3 – Ceded Reinsurance Report – Part B

No change.

B. Uncollectible Reinsurance

Not applicable.

C. Commutation of Ceded Reinsurance

Not applicable.

D. Certified Reinsurer Rating Downgraded or Status Subject to Revocation

Not applicable.

24. Retrospectively Rated Contracts and Contracts Subject to Redetermination

Not applicable.

25. Change in Incurred Losses and Loss Adjustment Expenses

Not applicable.

26. Intercompany Pooling Arrangements

Not applicable.

NOTES TO FINANCIAL STATEMENTS

27.

Structured Settlements

Not applicable.
28.

Health Care Receivables

Not applicable.
29.

Participating Policies

Not applicable.
30.

Premium Deficiency Reserves

Not applicable.
31.

Reserves for Life Contracts and Annuity Contracts

No change.
32.

Analysis of Annuity Actuarial Reserves and Deposit-Type Liabilities by Withdrawal Characteristics

No change.
33.

Premium and Annuity Considerations Deferred and Uncollected

No change.
34.

Separate Accounts

Not applicable.
35.

Loss/Claim Adjustment Expenses

Not applicable.

STATEMENT AS OF MARCH 31, 2015 OF THE NYLIFE INSURANCE COMPANY OF ARIZONA

GENERAL INTERROGATORIES

PART 1 - COMMON INTERROGATORIES

GENERAL

- 1.1

Did the reporting entity experience any material transactions requiring the filing of Disclosure of Material Transactions with the State of Domicile, as required by the Model Act?

Yes [] No [X]
- 1.2

If yes, has the report been filed with the domiciliary state?

Yes [] No []
- 2.1

Has any change been made during the year of this statement in the charter, by-laws, articles of incorporation, or deed of settlement of the reporting entity?

Yes [] No [X]
- 2.2

If yes, date of change:
- 3.1

Is the reporting entity a member of an Insurance Holding Company System consisting of two or more affiliated persons, one or more of which is an insurer?
If yes, complete Schedule Y, Parts 1 and 1A.

Yes [X] No []
- 3.2

Have there been any substantial changes in the organizational chart since the prior quarter end?

Yes [X] No []
- 3.3

If the response to 3.2 is yes, provide a brief description of those changes.
All changes to New York Life's organization chart made during the first quarter of 2015 have been made in the ordinary course of New York Life's business activities.
- 4.1

Has the reporting entity been a party to a merger or consolidation during the period covered by this statement?

Yes [] No [X]
- 4.2

If yes, provide the name of the entity, NAIC Company Code, and state of domicile (use two letter state abbreviation) for any entity that has ceased to exist as a result of the merger or consolidation.
- | | | |
|----------------|-------------------|-------------------|
| 1 | 2 | 3 |
| Name of Entity | NAIC Company Code | State of Domicile |
| | | |
5.

If the reporting entity is subject to a management agreement, including third-party administrator(s), managing general agent(s), attorney-in-fact, or similar agreement, have there been any significant changes regarding the terms of the agreement or principals involved?
If yes, attach an explanation.

Yes [] No [] N/A [X]
- 6.1

State as of what date the latest financial examination of the reporting entity was made or is being made.

12/31/2014
- 6.2

State the as of date that the latest financial examination report became available from either the state of domicile or the reporting entity. This date should be the date of the examined balance sheet and not the date the report was completed or released.

12/31/2009
- 6.3

State as of what date the latest financial examination report became available to other states or the public from either the state of domicile or the reporting entity. This is the release date or completion date of the examination report and not the date of the examination (balance sheet date).

06/30/2011
- 6.4

By what department or departments?
Arizona Department of Insurance
- 6.5

Have all financial statement adjustments within the latest financial examination report been accounted for in a subsequent financial statement filed with Departments?

Yes [X] No [] N/A []
- 6.6

Have all of the recommendations within the latest financial examination report been complied with?

Yes [X] No [] N/A []
- 7.1

Has this reporting entity had any Certificates of Authority, licenses or registrations (including corporate registration, if applicable) suspended or revoked by any governmental entity during the reporting period?

Yes [] No [X]
- 7.2

If yes, give full information:
- 8.1

Is the company a subsidiary of a bank holding company regulated by the Federal Reserve Board?

Yes [] No [X]
- 8.2

If response to 8.1 is yes, please identify the name of the bank holding company.
- 8.3

Is the company affiliated with one or more banks, thrifts or securities firms?

Yes [X] No []
- 8.4

If response to 8.3 is yes, please provide below the names and location (city and state of the main office) of any affiliates regulated by a federal regulatory services agency [i.e. the Federal Reserve Board (FRB), the Office of the Comptroller of the Currency (OCC), the Federal Deposit Insurance Corporation (FDIC) and the Securities Exchange Commission (SEC)] and identify the affiliate's primary federal regulator.

1 Affiliate Name	2 Location (City, State)	3 FRB	4 OCC	5 FDIC	6 SEC
NYLIFE Securities LLC	New York, NY				YES
NYLIFE Distributors LLC	Parsippany, NJ				YES
Eagle Strategies, LLC	New York, NY				YES
New York Life Investment Management LLC	New York, NY				YES
MacKay Shields LLC	New York, NY				YES
Institutional Capital LLC	Chicago, IL				YES
GoldPoint Partners LLC	New York, NY				YES
Cornerstone Capital Management Holdings LLC	New York, NY				YES
NYLIM Service Company LLC	Parsippany, NJ				YES
Private Advisors, L.L.C.	Richmond, VA				YES
MCF Capital Management LLC	Chicago, IL				YES
Cornerstone Capital Management LLC	Minneapolis, MN				YES
NYL Investors LLC	New York, NY				YES

GENERAL INTERROGATORIES

- 9.1

Are the senior officers (principal executive officer, principal financial officer, principal accounting officer or controller, or persons performing similar functions) of the reporting entity subject to a code of ethics, which includes the following standards?
(a) Honest and ethical conduct, including the ethical handling of actual or apparent conflicts of interest between personal and professional relationships;
(b) Full, fair, accurate, timely and understandable disclosure in the periodic reports required to be filed by the reporting entity;
(c) Compliance with applicable governmental laws, rules and regulations;
(d) The prompt internal reporting of violations to an appropriate person or persons identified in the code; and
(e) Accountability for adherence to the code.

Yes [X] No []
- 9.11

If the response to 9.1 is No, please explain:
- 9.2

Has the code of ethics for senior managers been amended?

Yes [X] No []
- 9.21

If the response to 9.2 is Yes, provide information related to amendment(s).
In 2015, the Code of Conduct was revised to reflect updated information related to contact persons for various policies.
- 9.3

Have any provisions of the code of ethics been waived for any of the specified officers?

Yes [] No [X]
- 9.31

If the response to 9.3 is Yes, provide the nature of any waiver(s).

FINANCIAL

- 10.1

Does the reporting entity report any amounts due from parent, subsidiaries or affiliates on Page 2 of this statement?

Yes [X] No []
- 10.2

If yes, indicate any amounts receivable from parent included in the Page 2 amount:

\$.....11,604

INVESTMENT

- 11.1

Were any of the stocks, bonds, or other assets of the reporting entity loaned, placed under option agreement, or otherwise made available for use by another person? (Exclude securities under securities lending agreements.)

Yes [] No [X]
- 11.2

If yes, give full and complete information relating thereto:
12.

Amount of real estate and mortgages held in other invested assets in Schedule BA:

\$.....
13.

Amount of real estate and mortgages held in short-term investments:

\$.....
- 14.1

Does the reporting entity have any investments in parent, subsidiaries and affiliates?

Yes [X] No []
- 14.2

If yes, please complete the following:
- | | 1 | 2 |
|---|---|--|
| | Prior Year-End
Book/Adjusted
Carrying Value | Current Quarter
Book/Adjusted
Carrying Value |
| 14.21 Bonds | \$..... | \$..... |
| 14.22 Preferred Stock | \$..... | \$..... |
| 14.23 Common Stock | \$..... | \$..... |
| 14.24 Short-Term Investments | \$..... | \$..... |
| 14.25 Mortgage Loans on Real Estate | \$..... | \$..... |
| 14.26 All Other | \$.....2,986,240 | \$.....1,882,587 |
| 14.27 Total Investment in Parent, Subsidiaries and Affiliates (Subtotal Lines 14.21 to 14.26) | \$.....2,986,240 | \$.....1,882,587 |
| 14.28 Total Investment in Parent included in Lines 14.21 to 14.26 above | \$..... | \$..... |
- 15.1

Has the reporting entity entered into any hedging transactions reported on Schedule DB?

Yes [] No [X]
- 15.2

If yes, has a comprehensive description of the hedging program been made available to the domiciliary state?
If no, attach a description with this statement.

Yes [] No [X]

STATEMENT AS OF MARCH 31, 2015 OF THE NYLIFE INSURANCE COMPANY OF ARIZONA

GENERAL INTERROGATORIES

16. For the reporting entity's security lending program, state the amount of the following as of the current statement date:
- 16.1

Total fair value of reinvested collateral assets reported on Schedule DL, Parts 1 and 2

\$
- 16.2

Total book adjusted/carrying value of reinvested collateral assets reported on Schedule DL, Parts 1 and 2

\$
- 16.3

Total payable for securities lending reported on the liability page

\$

17. Excluding items in Schedule E - Part 3 - Special Deposits, real estate, mortgage loans and investments held physically in the reporting entity's offices, vaults or safety deposit boxes, were all stocks, bonds and other securities, owned throughout the current year held pursuant to a custodial agreement with a qualified bank or trust company in accordance with Section 1, III - General Examination Considerations, F. Outsourcing of Critical Functions, Custodial or Safekeeping Agreements of the NAIC Financial Condition Examiners Handbook? Yes ☒ No ☐

- 17.1 For all agreements that comply with the requirements of the NAIC Financial Condition Examiners Handbook, complete the following:

1 Name of Custodian(s)	2 Custodian Address
JP Morgan Chase	4 Metro Tech Center, 16th Floor, Brooklyn, NY 11201
The Northern Trust Company	50 S. LaSalle Street, 2nd Floor, Chicago, IL 60603

- 17.2 For all agreements that do not comply with the requirements of the NAIC Financial Condition Examiners Handbook, provide the name, location and a complete explanation:

1 Name(s)	2 Location(s)	3 Complete Explanation(s)

- 17.3 Have there been any changes, including name changes, in the custodian(s) identified in 17.1 during the current quarter? Yes ☐ No ☒

- 17.4 If yes, give full information relating thereto:

1 Old Custodian	2 New Custodian	3 Date of Change	4 Reason

- 17.5 Identify all investment advisors, brokers/dealers or individuals acting on behalf of broker/dealers that have access to the investment accounts, handle securities and have authority to make investments on behalf of the reporting entity:

1 Central Registration Depository	2 Name(s)	3 Address
109591	New York Life Investment Management LLC	51 Madison Avenue, New York, NY 10010

- 18.1 Have all the filing requirements of the Purposes and Procedures Manual of the NAIC Securities Valuation Office been followed? Yes ☒ No ☐

- 18.2 If no, list exceptions:

GENERAL INTERROGATORIES

PART 2 - LIFE & HEALTH

1.

Report the statement value of mortgage loans at the end of this reporting period for the following categories:

1

Amount

1.1

Long-Term Mortgages In Good Standing

1.11

Farm Mortgages

\$

1.12

Residential Mortgages

\$

1.13

Commercial Mortgages

\$

1.14

Total Mortgages in Good Standing

\$

1.2

Long-Term Mortgages In Good Standing with Restructured Terms

1.21

Total Mortgages in Good Standing with Restructured Terms

\$

1.3

Long-Term Mortgage Loans Upon which Interest is Overdue more than Three Months

1.31

Farm Mortgages

\$

1.32

Residential Mortgages

\$

1.33

Commercial Mortgages

\$

1.34

Total Mortgages with Interest Overdue more than Three Months

\$

1.4

Long-Term Mortgage Loans in Process of Foreclosure

1.41

Farm Mortgages

\$

1.42

Residential Mortgages

\$

1.43

Commercial Mortgages

\$

1.44

Total Mortgages in Process of Foreclosure

\$

1.5

Total Mortgage Loans (Lines 1.14 + 1.21 + 1.34 + 1.44) (Page 2, Column 3, Lines 3.1 + 3.2)

\$

1.6

Long-Term Mortgages Foreclosed, Properties Transferred to Real Estate in Current Quarter

1.61

Farm Mortgages

\$

1.62

Residential Mortgages

\$

1.63

Commercial Mortgages

\$

1.64

Total Mortgages Foreclosed and Transferred to Real Estate

\$

2.

Operating Percentages:

2.1

A&H loss percent

%

2.2

A&H cost containment percent

%

2.3

A&H expense percent excluding cost containment expenses

%

3.1

Do you act as a custodian for health savings accounts?

Yes [] No [X]

3.2

If yes, please provide the amount of custodial funds held as of the reporting date

\$

3.3

Do you act as an administrator for health savings accounts?

Yes [] No [X]

3.4

If yes, please provide the balance of the funds administered as of the reporting date

\$

SCHEDULE S - CEDED REINSURANCE

[illegible]

STATEMENT AS OF MARCH 31, 2015 OF THE NYLIFE INSURANCE COMPANY OF ARIZONA

SCHEDULE T - PREMIUMS AND ANNUITY CONSIDERATIONS

Current Year To Date - Allocated by States and Territories

States, Etc.			1	Direct Business Only					
				Life Contracts		4 Accident and Health Insurance Premiums, Including Policy, Membership and Other Fees	5 Other Considerations	6 Total Columns 2 Through 5	7 Deposit-Type Contracts
			2 Life Insurance Premiums	3 Annuity Considerations					
Active Status									
1.	Alabama	AL	L	237,424				237,424	
2.	Alaska	AK	L	158,386				158,386	
3.	Arizona	AZ	L	268,777				268,777	
4.	Arkansas	AR	L	70,963				70,963	
5.	California	CA	L	2,331,363				2,331,363	
6.	Colorado	CO	L	189,414				189,414	
7.	Connecticut	CT	L	133,239				133,239	
8.	Delaware	DE	L	57,738				57,738	
9.	District of Columbia	DC	L	89,306				89,306	
10.	Florida	FL	L	681,937				681,937	
11.	Georgia	GA	L	422,654				422,654	
12.	Hawaii	HI	L	13,862				13,862	
13.	Idaho	ID	L	46,213				46,213	
14.	Illinois	IL	L	322,460				322,460	
15.	Indiana	IN	L	44,085				44,085	
16.	Iowa	IA	L	159,526				159,526	
17.	Kansas	KS	L	138,395				138,395	
18.	Kentucky	KY	L	124,015				124,015	
19.	Louisiana	LA	L	450,010				450,010	
20.	Maine	ME	N	3,615				3,615	
21.	Maryland	MD	L	203,199				203,199	
22.	Massachusetts	MA	L	159,338				159,338	
23.	Michigan	MI	L	211,935				211,935	
24.	Minnesota	MN	L	90,472				90,472	
25.	Mississippi	MS	L	127,764				127,764	
26.	Missouri	MO	L	268,141				268,141	
27.	Montana	MT	L	86,296				86,296	
28.	Nebraska	NE	L	44,365				44,365	
29.	Nevada	NV	L	139,499				139,499	
30.	New Hampshire	NH	L	19,034				19,034	
31.	New Jersey	NJ	L	305,703				305,703	
32.	New Mexico	NM	L	140,981				140,981	
33.	New York	NY	N	73,509				73,509	
34.	North Carolina	NC	L	183,898				183,898	
35.	North Dakota	ND	L	19,396				19,396	
36.	Ohio	OH	L	218,474				218,474	
37.	Oklahoma	OK	L	135,701				135,701	
38.	Oregon	OR	L	174,413				174,413	
39.	Pennsylvania	PA	L	319,774				319,774	
40.	Rhode Island	RI	L	24,101				24,101	
41.	South Carolina	SC	L	223,447				223,447	
42.	South Dakota	SD	L	205,304				205,304	
43.	Tennessee	TN	L	108,611				108,611	
44.	Texas	TX	L	1,035,430				1,035,430	
45.	Utah	UT	L	115,932				115,932	
46.	Vermont	VT	L	29,707				29,707	
47.	Virginia	VA	L	349,108				349,108	
48.	Washington	WA	L	500,176				500,176	
49.	West Virginia	WV	L	22,127				22,127	
50.	Wisconsin	WI	L	145,606				145,606	
51.	Wyoming	WY	L	42,380				42,380	
52.	American Samoa	AS	N						
53.	Guam	GU	N						
54.	Puerto Rico	PR	N						
55.	U.S. Virgin Islands	VI	N						
56.	Northern Mariana Islands	MP	N						
57.	Canada	CAN	N	1,281				1,281	
58.	Aggregate Other Aliens	OT	XXX	21,785				21,785	
59.	Subtotal	(a)	49	11,690,269				11,690,269	
90.	Reporting entity contributions for employee benefits plans	XXX							
91.	Dividends or refunds applied to purchase paid-up additions and annuities.....	XXX							
92.	Dividends or refunds applied to shorten endowment or premium paying period.....	XXX							
93.	Premium or annuity considerations waived under disability or other contract provisions.....	XXX		132,466				132,466	
94.	Aggregate or other amounts not allocable by State.....	XXX							
95.	Totals (Direct Business).....	XXX		11,822,735				11,822,735	
96.	Plus Reinsurance Assumed.....	XXX		57,017				57,017	
97.	Totals (All Business).....	XXX		11,879,752				11,879,752	
98.	Less Reinsurance Ceded.....	XXX		5,152,316				5,152,316	
99.	Totals (All Business) less Reinsurance Ceded	XXX		6,727,436				6,727,436	
DETAILS OF WRITE-INS									
58001.	MEX Mexico	XXX		492				492	
58002.	Other	XXX		21,293				21,293	
58003.	XXX							
58998.	Summary of remaining write-ins for Line 58 from overflow page	XXX							
58999.	Totals (Lines 58001 through 58003 plus 58998)(Line 58 above)	XXX		21,785				21,785	
9401.	XXX							
9402.	XXX							
9403.	XXX							
9498.	Summary of remaining write-ins for Line 94 from overflow page	XXX							
9499.	Totals (Lines 9401 through 9403 plus 9498)(Line 94 above)	XXX							

(L) Licensed or Chartered - Licensed Insurance Carrier or Domiciled RRG; (R) Registered - Non-domiciled RRGs; (Q) Qualified - Qualified or Accredited Reinsurer; (E) Eligible - Reporting Entities eligible or approved to write Surplus Lines in the state; (N) None of the above - Not allowed to write business in the state.

(a) Insert the number of L responses except for Canada and Other Alien.

Show each state from which the company has received premiums and considerations, with the amounts received from all lines in each state shown as a single total for that state. Direct Ordinary life premiums are allocated by state on the basis of the address to which the premium notice is sent. *Premium or annuity considerations waived under disability or other contract provisions are shown in one sum on Line 93, Columns 2, 3, 4, 5, 6, and 7. **All U.S. business must be allocated by state regardless of license status. NOTE: Schedule T should not be used as the basis for state guaranty association assessments.

STATEMENT AS OF MARCH 31, 2015 OF THE NYLIFE INSURANCE COMPANY OF ARIZONA

SCHEDULE Y - INFORMATION CONCERNING ACTIVITIES OF INSURER MEMBERS OF A HOLDING COMPANY GROUP

PART 1 - ORGANIZATIONAL CHART

The following entities are directly controlled by **New York Life Insurance Company (Parent)** (entities that are indented are directly controlled by the preceding entity).

New York Life Insurance and Annuity Corporation (See page 12.2 for entity's org chart)(13-3044743) (91596)(DE)
NYLIFE Insurance Company of Arizona (52-1530175)(81353)(AZ)
New York Life Enterprises LLC (See page 12.2 for entity's org chart)(13-4199614)(DE)
NYLIFE LLC (See page 12.2 for entity's org chart)(13-4081725)(DE)
New York Life Investment Management Holdings LLC (See page 12.3 for entity's org chart)(52-2206685)(DE)
NYLife Real Estate Holdings LLC (See page 12.7 for entity's org chart)(DE)
Samsung US Dynamic Asset Allocation Securities Feeder Investment Trust H (ROK)
NYL Real Assets LLC (DE)
NYL Emerging Manager LLC (DE)
Biris Holdings LLC (DE)
NYL Investors LLC (DE)(46-4293486)
 New York Life Investment Management (U.K.) Ltd. (GBR)
29 Park Investments No. 1 Limited (CYM)
New York Life Short Term Fund (NY)
NYL Wind Investments LLC (DE)
PTC Acquisitions, LLC (DE)
NYMH-Farmingdale, NY LLC (DE)
NYLMDC-King of Prussia GP, LLC (DE)
 NYLMDC-King of Prussia Realty, LP (DE)
NYMH-Attleboro MA, LLC (DE)
NYMH-Ennis GP, LLC (DE)
 NYMH-Ennis, L.P. (TX)
NYMH-Freeport GP, LLC (DE)
 NYMH-Freeport, L.P. (TX)
NYMH-Houston GP, LLC (DE)
 NYMH-Houston, L.P. (TX)
NYMH-Plano GP, LLC (DE)
 NYMH-Plano, L.P. (TX)
NYMH-San Antonio GP, LLC (DE)
 NYMH-San Antonio, L.P. (TX)
NYMH-Stephenville GP, LLC (DE)
 NYMH-Stephenville, L.P. (TX)
NYMH-Taylor GP, LLC (DE)
 NYMH-Taylor, L.P. (TX)
SCP 2005-C21-002 LLC (DE)
SCP 2005-C21-003 LLC (DE)
SCP 2005-C21-006 LLC (DE)
SCP 2005-C21-007 LLC (DE)
SCP 2005-C21-008 LLC (DE)
SCP 2005-C21-009 LLC (DE)
SCP 2005-C21-017 LLC (DE)
SCP 2005-C21-018 LLC (DE)
SCP 2005-C21-021 LLC (DE)
SCP 2005-C21-025 LLC (DE)
SCP 2005-C21-031 LLC (DE)
SCP 2005-C21-036 LLC (DE)
SCP 2005-C21-041 LLC (DE)
SCP 2005-C21-043 LLC (DE)

SCP 2005-C21-044 LLC (DE)
SCP 2005-C21-048 LLC (DE)
SCP 2005-C21-061 LLC (DE)
SCP 2005-C21-063 LLC (DE)
SCP 2005-C21-067 LLC (DE)
SCP 2005-C21-069 LLC (DE)
SCP 2005-C21-070 LLC (DE)
Silver Spring, LLC (DE)
 Silver Spring Associates, L.P. (PA)
NYLIM Flatiron CLO 2004-1 Ltd. (CYM)
 NYLIM Flatiron CLO 2004-1 Equity Holdings LLC, Series A (CYM)
NYLIM Flatiron CLO 2005-1 Ltd. (CYM)
NYLIM Flatiron CLO 2006-1 Ltd. (CYM)
 NYLIM Flatiron CLO 2006-1 Equity Holdings LLC, Series A (CYM)
Flatiron CLO 2007-1 Ltd. (CYM)
 NYLIM Flatiron CLO 2007-1 Equity Holdings LLC, Series A (CYM)
Flatiron CLO 2011-1 Ltd. (CYM)
Flatiron CLO 2012-1 Ltd. (CYM)
Flatiron CLO 2013-1 Ltd. (CYM)
Flatiron CLO 2014-1 Ltd. (CYM)
Flatiron CLO 2014-2 Ltd. (CYM)
Flatiron CLO 2015-1 Ltd. (CYM)
Stratford CDO 2001-1 Ltd. (CYM)
Silverado CLO 2006-II Limited (CYM)
 Silverado 2006-II Equity Holdings LLC, Series A (CYM)
New York Life Funding (CYM)
New York Life Global Funding (DE)
Martingale Road LLC (DE)
UFI-NOR Federal Receivables (NY)
Government Energy Savings Trust 2003-A (NY)
NYL Equipment Issuance Trust (DE)
NYLARC Holding Company Inc. (86-0742726)(AZ)
 New York Life Agents Reinsurance Company (86-0742727)(68723)(AZ)
Cumberland Condominium Association, Inc. (TN)
MainStay ICAP Global Fund (DE)
MainStay New York Tax Free Opportunities Fund (DE)
MainStay California Tax Free Opportunities Fund (DE)
Candriam Balanced Asset Alloc (LUX)
Candriam L Defensive Asset Fund (LUX)
REEP-IND FREEDOM MA LLC (DE)
REEP-IND AEGEAN MA LLC (DE)
REEP-IND LYMAN MA LLC (DE)
REEP-IND Kent LLC (DE)
REEP-IND RTG NC LLC (DE)
REEP-IND Fridley MN LLC (MN)
REEP-IND Green Oaks IL LLC (DE)
REEP-OFC Bellevue WA LLC (DE)
REEP-OFC Drakes Landing CA LLC (DE)

SCHEDULE Y - INFORMATION CONCERNING ACTIVITIES OF INSURER MEMBERS OF A HOLDING COMPANY GROUP
PART 1 - ORGANIZATIONAL CHART

New York Life Insurance Company (Parent) (continued)

REEP-MF Issaquah WA LLC (DE)
REEP-MF Chandler AZ LLC
REEP-MF Verde NC LLC (DE)
REEP-MF Mount Vernon GA LLC (DE)
REEP-MF Wallingford WA LLC (DE)
REEP-IND Chino CA LLC (DE)
2015 DIL PORTFOLIO HOLDINGS LLC (DE)
 CT 611 W. JOHNSON AVE LLC (DE)
 CT 550 RESEARCH PKWY LLC (DE)
 NJ 30 WESLEY ST LLC (DE)
 NJ 663 E. CRESCENT AVE LLC (DE)
 NJ 1881 ROUTE 46 LLC (DE)
 PA 180 KOST RD LLC (DE)

STATEMENT AS OF MARCH 31, 2015 OF THE NYLIFE INSURANCE COMPANY OF ARIZONA

SCHEDULE Y - INFORMATION CONCERNING ACTIVITIES OF INSURER MEMBERS OF A HOLDING COMPANY GROUP

PART 1 - ORGANIZATIONAL CHART

New York Life Insurance and Annuity Corporation

Pacific Square Investments LLC (DE)
29 Park Investments No. 2 Limited (CYM)
Ausbil IT - Ausbil Microcap Fund (AUS)

New York Life Enterprises LLC

New York Life International Holdings Limited (MUS)
NYL Cayman Holdings Ltd. (CYM)
NYL Worldwide Capital Investments LLC (DE)
NYLIFE Thailand, Inc. (DE)
Seguros Monterrey New York Life, S.A. de C.V. (MEX)
Inmobiliaria SMNYL, S.A. de C.V. (MEX)
Administradora de Conductos SMNYL, S.A. de C.V. (MEX)
Agencias de Distribucion SMNYL, S.A. de C.V. (MEX)
SEAF Sichuan SME Investment Fund LLC (DE)

NYLIFE LLC

Eagle Strategies LLC (DE)
New York Life Capital Corporation (DE)
New York Life Trust Company (13-3808042) (NY)
New York Life Structured Settlement Trust (NY)
NYL Executive Benefits LLC (DE)
NYLIFE Securities LLC (13-2649692) (DE)
NYLINK Insurance Agency Incorporated (DE)
NYLUK I Company (GBR)
NYLUK II Company (GBR)
Gresham Mortgage (GBR)
W Construction Company (GBR)
WIM (AIM) (GBR)
WUT (GBR)

STATEMENT AS OF MARCH 31, 2015 OF THE NYLIFE INSURANCE COMPANY OF ARIZONA

SCHEDULE Y - INFORMATION CONCERNING ACTIVITIES OF INSURER MEMBERS OF A HOLDING COMPANY GROUP

PART 1 - ORGANIZATIONAL CHART

New York Life Investment Management Holdings LLC

Institutional Capital LLC (03-0598064)(DE)
Einstein Merger Sub, LLC (DE)
 ICAP Master Collective Investment Trust – ICAP Large Cap Value Equity Collective Trust (PA)
NYLIFE Distributors LLC (13-3741759)(DE)
NYLIM Service Company LLC (DE)
MacKay Shields LLC (13-4080466)(DE)
 MacKay Shields Core Plus Opportunities Fund GP LLC (DE)
 MacKay Shields Core Plus / Opportunities Fund LP (DE)
 MacKay Shields Credit Strategy Fund Ltd (CYM)
 MacKay Shields Defensive Bond Arbitrage Fund Ltd. (BMU)
 MacKay Shields High Yield Active Core Fund GP LLC (DE)
 MacKay Shields High Yield Active Core Fund LP (DE)
 MacKay Shields Core Fixed Income Fund GP LLC (DE)
 MacKay Shields Core Fixed Income Fund LP (45-2733007)(DE)
 MacKay Municipal Managers Opportunities GP LLC (DE)
 MacKay Municipal Opportunities Master Fund, L.P. (DE)
 MacKay Municipal Opportunities Fund, L.P. (DE)
 MacKay Municipal Managers Credit Opportunities GP LLC (DE)
 MacKay Municipal Credit Opportunities Master Fund, L.P. (DE)
 MacKay Municipal Credit Opportunities Fund, L.P. (DE)
 MacKay Municipal Short Term Opportunities Fund GP LLC (DE)
 MacKay Municipal Short Term Opportunities Fund LP (45-3041041)(DE)
Plainview Funds plc (IRL)
 Plainview Funds plc – MacKay Shields - Emerging Markets Credit Portfolio (IRL)
 Plainview Funds plc – MacKay Shields - Flexible Bond Portfolio (IRL)
 Plainview Funds plc – MacKay Shields - Unconstrained Bond Portfolio (IRL)
 Plainview Funds plc – MacKay Shields - Floating Rate High Yield Portfolio (IRL)
 Plainview Funds plc – MacKay Shields Core Plus Opportunities Portfolio (IRL)
 MacKay Shields Statutory Trust – High Yield Bond Series (CT)
MacKay Shields (International) Ltd. (GBR)
MacKay Shields (Services) Ltd. (GBR)
 MacKay Shields UK LLP (GBR)
MacKay Shields Global Derivatives LLC (DE)
MacKay Municipal Managers Puerto Rico Opportunities GP LLC (DE)
 MacKay Puerto Rico Opportunities Funds, L.P. (DE)
MacKay Municipal Managers California Opportunities GP LLC (DE)
 MacKay Municipal Managers California Opportunities Fund, L.P. (DE)
Madison Capital Funding LLC (DE)
 Madison Avenue Loan Fund GP LLC (DE)
 Madison Avenue Loan Fund LP (80-0920962)(DE)
MCF Co-Investment GP, LLC (DE)
 MCF Co-Investment GP, LP (DE)
 Madison Capital Funding Co-Investment Fund, LP (DE)

MCF Fund I LLC (DE)
Warwick McAlester Holdings, LLC (DE)
 Meeco Sullivan, LLC (DE)
 Electric Avenue, LLC (DE)
WDC Liquidation Trust (IL)
Young America Holdings, LLC (DE)
 YAC.ECOM Incorporated (MN)
 Young America, LLC (MN)
 Global Fulfillment Services, Inc. (AZ)
 SourceOne Worldwide, Inc. (MN)
 YA Canada Corporation (CAN)
Zenith Products Holdings, Inc (DE)
 ZPC Holding Corp. (DE)
 Zenith Products Corporation (DE)
MCF Capital Management LLC (DE)
 Montpelier Carry Parent, LLC (DE)
 Montpelier Carry, LLC (DE)
 Montpelier GP, LLC (DE)
 Montpelier Fund, L.P. (90-0938480) (DE)
Ironshore Investment BL I Ltd. (BMU)
OFS Capital WM, LLC (DE)
LMF WF Portfolio II, LLC (DE)
MCF CLO I LLC (DE)
MCF CLO II LLC (DE)
MCF CLO III LLC (DE)
MCF CLO IV LLC (DE)
MCF CLO V Warehouse LLC (DE)
Cornerstone Capital Management Holdings LLC (13-5582869)(DE)
 Cornerstone Capital Management LLC (41-1763532)(DE)
 Cornerstone Capital Management Large-Cap Enhanced Index Fund GP, LLC (DE)
 Cornerstone Capital Management Large-Cap Enhanced Index Fund L.P. (DE)
NYL Workforce GP LLC (DE)
NYLIM Holdings NCVAD, GP, LLC (DE)
 McMorgan Northern California Value Add/Development Fund I, L.P. (DE)
 MNCVAD-IND Greenwood CA LLC (DE)
 MNCVAD-IND Concourse CA LLC (DE)
 MNCVAD-IND Norris Canyon CA LLC (DE)
 MNCVAD-CP Norris Canyon LLC (DE)
 MNCVAD-OFC 2665 North First CA LLC (DE)
 MNCVAD-SEAGATE 2665 North First LLC (DE)
 MNCVAD-IND Petaluma CA LLC (DE)

STATEMENT AS OF MARCH 31, 2015 OF THE NYLIFE INSURANCE COMPANY OF ARIZONA

SCHEDULE Y - INFORMATION CONCERNING ACTIVITIES OF INSURER MEMBERS OF A HOLDING COMPANY GROUP

PART 1 - ORGANIZATIONAL CHART

New York Life Investment Management Holdings LLC (continued)

New York Life Investment Management Holdings International S.á.r.l. (LUX)	MIREF Bedminster, LLC (DE)
New York Life Investment Management Holdings II International S.á.r.l. (LUX)	MIREF Barton's Creek, LLC (DE)
New York Life Investment Management Global Holdings S.á.r.l. (LUX)	Barton's Lodge Apartments, LLC (DE)
Candriam Luxco S.á.r.l. (LUX)	MIREF Marketpointe, LLC (DE)
Ausbil Investment Management Limited (LUX)	MIREF 101 East Crossroads, LLC (DE)
Ausbil Australia Pty. Ltd. (AUS)	101 East Crossroads, LLC (DE)
Ausbil Asset Management Pty. Ltd. (AUS)	MIREF Waterview, LLC (DE)
ISPT Holding (BEL)	MIREF Chain Bridge, LLC (DE)
AUSBIL IT – Australian Geared Equity (AUS)	1991 Chain Bridge Road, LLC (DE)
Candriam Luxembourg, partnership limited by shares (LUX)	MIREF Aptakisic, LLC (DE)
BIL Prime Advanced Cash + 100 (LUX)	Aptakisic Creek Corporate Park, LLC (DE)
Candriam France, simplified joint-stock company (FRA)	MIREF 250 Montgomery, LLC (DE)
Candriam Treasury Management (FRA)	MIREF Hawthorne, LLC (DE)
Candriam Dublin (IRE)	MIREF Auburn 277, LLC (DE)
Candriam Belgium, public limited company (BEL)	MIREF Sumner North, LLC (DE)
Cordius CIG (LUX)	MIREF Wellington, LLC (DE)
New York Life Investment Management LLC (DE)	MIREF Warner Center, LLC (DE)
Madison Core Property Fund LLC (DE)	MADISON-IND Valley Business Park CA LLC (DE)
MIREF 1500 Quail, LLC (DE)	MADISON-IND Assateague MD LLC (DE)
MIREF Mission Heritage, LLC (DE)	MADISON-SP Assateague LLC (DE)
MIREF Linpro Center, LLC (DE)	MADISON-MF Duluth GA LLC (DE)
MIREF Mill Creek, LLC (DE)	MADISON-MF Casa Santa Fe AZ LLC (DE)
MIREF Gateway, LLC (DE)	MADISON-MF Cabrillo AZ LLC (DE)
MIREF Delta Court, LLC (DE)	MADISON-OFC Centerstone I CA LLC (DE)
MIREF Seaside, LLC (DE)	MADISON-RTL Centerstone II CA LLC (DE)
MIREF Zanker Road, LLC (DE)	MADISON-OFC Centerstone III CA LLC (DE)
MIREF Fremont Distribution Center, LLC (DE)	MADISON-MOB Centerstone IV CA LLC (DE)
1101 Taylor Road LLC (DE)	MADISON-OFC Canyon Commons CA LLC (DE)
MIREF Century, LLC (DE)	MADISON-OFC Centerpoint Plaza CA LLC (DE)
MIREF York Road, LLC (DE)	MADISON-IND Logistics NC LLC (DE)
York Road EW, LLC (DE)	MCPF-LRC Logistics LLC (DE)
York Road Retail West, LLC (DE)	MADISON-MF Desert Mirage AZ LLC (DE)
2001 EW LLC (DE)	MADISON-OFC One Main Place OR LLC (DE)
2122 EW LLC (DE)	MADISON-IND Fenton MO LLC (DE)
MIREF Saddle River LLC (DE)	MADISON-IND Hitzert Roadway MO LLC (DE)
Via Verde San Dimas, LLC (DE)	NYLIM-GCR Fund I, LLC (DE)
MIREF DC Corp. (DE)	NYLIM Fund II GP, LLC (DE)
MIREF L Street, LLC (DE)	NYLIM Real Estate Mezzanine Fund II, LP (DE)
1901 L Street Corp. (DE)	NYLIM-TND, LLC (DE)
1901 L Street LLC (DC)	NYLIM-DCM, LLC (DE)
MIREF Newpoint Commons, LLC (DE)	NYLIM-MM, LLC (DE)
MIREF Carol Point, LLC (DE)	DCM-N, LLC (DE)
MIREF Northsight, LLC (DE)	DCM Warehouse Series A, LLC (DE)
MIREF Riverside, LLC (DE)	DCM Warehouse Series One, LLC (DE)
MIREF Corporate Woods, LLC (DE)	

STATEMENT AS OF MARCH 31, 2015 OF THE NYLIFE INSURANCE COMPANY OF ARIZONA

SCHEDULE Y - INFORMATION CONCERNING ACTIVITIES OF INSURER MEMBERS OF A HOLDING COMPANY GROUP

PART 1 - ORGANIZATIONAL CHART

New York Life Investment Management Holdings LLC (continued)

	Sixteen West Savannah, LLC (IN)	GoldPoint Partners Co-Investment V ECI Blocker Holdco B, LP (DE)
	Metropolis II Construction, LLC (DE)	GoldPoint Partners Co-Investment V ECI Blocker B, LP (DE)
	Streets Las Vegas, LLC (AZ)	GoldPoint Partners Co-Investment V ECI Blocker Holdco C, LP (DE)
	NYLIM RE Mezzanine Fund II Investment Corporation (DE)	GoldPoint Partners Co-Investment V ECI Blocker C, LP (DE)
WFHG GP, LLC (DE)		GoldPoint Partners Co-Investment V ECI Blocker Holdco D, LP (DE)
Workforce Housing Fund I-2007 LP (DE)		GoldPoint Partners Co-Investment V ECI Blocker D, LP (DE)
NYLCAP Holdings (Mauritius) LLC (MUS)		NYLCAP India Funding LLC (DE)
Jacob Ballas Capital India PVT. Ltd. (MUS)		NYLIM-JB Asset Management Co. (Mauritius) LLC (MUS)
Evolve Asset Management, Ltd. (IND)		New York Life Investment Management India Fund II, LLC (Mauritius) (MUS)
GoldPoint Partners LLC (13-4091043) (DE)		New York Life Investment Management India Fund (FVCI) II, LLC (Mauritius) (MUS)
GoldPoint Partners Mezzanine IV GenPar GP, LLC (DE)		NYLCAP India Funding III LLC (DE)
NYLCAP 2010 Co-Invest GenPar GP, LLC (DE)		NYLIM-Jacob Ballas Asset Management Company III (Mauritius) LLC (MUS)
NYLCAP 2010 Co-Invest GenPar L.P. (DE)		NYLIM Jacob Ballas India Fund III (Mauritius) LLC (MUS)
NYLCAP 2010 Co-Invest L.P. (DE)		NYLIM Jacob Ballas Capital India (FVCI) III (Mauritius) LLC (MUS)
NYLCAP 2010 Co-Invest ECI Blocker Holdco A L.P. (DE)		NYLIM Jacob Ballas India (FII) III (Mauritius) LLC (MUS)
NYLCAP 2010 Co-Invest ECI Blocker A L.P. (DE)		NYLIM Jacob Ballas India Holdings (Mauritius) IV
NYLCAP 2010 Co-Invest ECI Blocker Holdco B L.P. (DE)		NYLIM Mezzanine GenPar GP, LLC (DE)
NYLCAP 2010 Co-Invest ECI Blocker B L.P. (DE)		NYLIM Mezzanine GenPar, LP (DE)
NYLCAP 2010 Co-Invest ECI Blocker Holdco C L.P. (DE)		New York Life Investment Management Mezzanine Partners, LP (DE)
NYLCAP 2010 Co-Invest ECI Blocker C L.P. (DE)		NYLIM Mezzanine Partners Parallel Fund, LP (DE)
NYLCAP 2010 Co-Invest ECI Blocker Holdco E L.P. (DE)		NYLIM Mezzanine Partners II GenPar GP, LLC (DE)
NYLCAP 2010 Co-Invest ECI Blocker E L.P. (DE)		NYLIM Mezzanine Offshore Partners II, LP (CYM)
NYLCAP 2010 Co-Invest ECI Blocker Holdco F L.P. (DE)		NYLIM Mezzanine Partners II GenPar, LP (DE)
NYLCAP 2010 Co-Invest ECI Blocker F L.P. (DE)		New York Life Investment Management Mezzanine Partners II, LP (DE)
NYLCAP 2010 Co-Invest ECI Blocker Holdco G L.P. (DE)		NYLIM Mezzanine II Luxco S.a.r.l. (LUX)
NYLCAP 2010 Co-Invest ECI Blocker G L.P. (DE)		NYLIM Mezzanine Partners II Parallel Fund, LP (DE)
New York Life Capital Partners, LLC (DE)		NYLIM Mezzanine II Parallel Luxco S.a.r.l. (LUX)
New York Life Capital Partners, LP (13-4091045) (DE)		Voice Holdco Ltd. (CAN)
New York Life Capital Partners II, LLC (DE)		NYLCAP Mezzanine Partners III GenPar GP, LLC (DE)
New York Life Capital Partners II, L.P. (DE)		NYLCAP Mezzanine Partners III GenPar, LP (DE)
New York Life Capital Partners III GenPar GP, LLC (DE)		NYLCAP Mezzanine Partners III-K Fund, LP (DE)
New York Life Capital Partners III GenPar, LP (DE)		NYLCAP Mezzanine Partners III, LP (DE)
New York Life Capital Partners III, LP (DE)		NYLCAP Mezzanine III Luxco S.a.r.l. (LUX)
NYLCAP III RBG Corp. (DE)		NYLCAP Mezzanine Partners III Parallel Fund, LP (DE)
New York Life Capital Partners III-A, LP (DE)		NYLCAP Mezzanine Partners III 2012 Co-Invest, LP (DE)
NYLCAP III-A RBG Corp. (DE)		NYLCAP Mezzanine III 2012 Luxco S.a.r.l. (LUX)
New York Life Capital Partners IV GenPar GP, LLC (DE)		NYLCAP Mezzanine Partners III 2012 Co-Invest ECI Blocker Holdco A, LP (DE)
New York Life Capital Partners IV GenPar, LP (DE)		NYLCAP Mezzanine Partners III 2012 Co-Invest ECI Blocker A, LP (DE)
New York Life Capital Partners IV, LP (DE)		NYLCAP Mezzanine Partners III 2012 Co-Invest ECI Blocker Holdco B, LP (DE)
New York Life Capital Partners IV-A, LP (DE)		NYLCAP Mezzanine Partners III 2012 Co-Invest ECI Blocker B, LP (DE)
GoldPoint Partners Co-Investment V GenPar GP LLC (DE)		NYLCAP Mezzanine Partners III 2012 Co-Invest ECI Blocker Holdco C, LP (DE)
GoldPoint Partners Co-Investment V GenPar, L.P. (DE)		NYLCAP Mezzanine Partners III 2012 Co-Invest ECI Blocker C, LP (DE)
GoldPoint Partners Co-Investment V, LP (DE)		NYLCAP Mezzanine Partners III 2012 Co-Invest ECI Blocker Holdco D, LP (DE)
GoldPoint Partners Co-Investment V ECI Blocker Holdco A, LP (DE)		NYLCAP Mezzanine Partners III 2012 Co-Invest ECI Blocker D, LP (DE)
GoldPoint Partners Co-Investment V ECI Blocker A, LP (DE)		NYLCAP Mezzanine Partners III 2012 Co-Invest ECI Blocker Holdco E, LP (DE)

STATEMENT AS OF MARCH 31, 2015 OF THE NYLIFE INSURANCE COMPANY OF ARIZONA

SCHEDULE Y - INFORMATION CONCERNING ACTIVITIES OF INSURER MEMBERS OF A HOLDING COMPANY GROUP

PART 1 - ORGANIZATIONAL CHART

New York Life Investment Management Holdings LLC (continued)

NYLCAP Select Manager GenPar, LP (DE) C.B. Fleet TopCo. LLC (DE) NYLCAP Mezzanine Partners III 2012 Co-Invest ECI Blocker E, LP (DE) NYLCAP Mezzanine Offshore Partners III, L.P. (DE) NYLCAP Select Manager GenPar GP, LLC (DE) NYLCAP Select Manager Fund, LP (DE) NYLCAP Select Manager Cayman Fund, LP (CYM) NYLCAP Select Manager Fund II, L.P. (CYM) NYLCAP Canada GenPar Inc. (CAN) NYLCAP Select Manager Canada Fund, LP (CAN) NYLCAP Select Manager II GenPar GP, LLC (DE) NYLCAP Select Manager II GenPar GP L.P. (CYM) NYLCAP Canada II GenPar Inc. (CAN) NYLCAP Select Manager Canada Fund II, L.P. (CAN) GoldPoint Partners Select Manager III GenPar GP, LLC (DE) GoldPoint Partners Select Manager III GenPar, L.P. (CYM) GoldPoint Partners Select Manager Fund III, L.P. (CYM) Private Advisors LLC (54-1886751)(DE) Alternative Fund LV, LLC (DE) Alternative Fund LV II, LLC (DE) Private Advisors Alternative Asset Fund LLC (DE) PACIF GP, LLC (DE) Private Advisors Coinvestment Fund, LP (DE) PACIF Carry Parent, LLC (DE) PACIF Carry, LLC (DE) PACIF II Carry Parent, LLC (DE) PACIF II Carry, LLC (DE) PACIF II GP, LLC (DE) Private Advisors Coinvestment Fund II, LP (DE) PACIF III Carry Parent, LLC (DE) PACIF III Carry, LLC (DE) PACIF III GP, LLC (DE) Private Advisors Coinvestment Fund III, LP (46-1360141) (DE) Private Advisors Distressed Opportunities Fund, L.P. (DE) Private Advisors Income Fund, L.P. (DE) PAPEF Carry Parent, LLC (DE) PAPEF Carry, LLC (DE) Private Advisors Small Company Buyout Fund, L.P. (DE) Private Advisors Alternative Small Company Buyout Fund, L.P. (DE) Small Company Buyout Blocker Corp. (DE) Small Company Buyout ECI, LP (DE) Small Company Buyout Holding, LP (DE) Private Advisors Small Company Buyout Fund II, L.P. (DE) PASCBF III GP, LLC (DE) Private Advisors Small Company Buyout Fund III, LP (DE)	PASCBF IV Carry Parent, LLC (DE) PASCBF IV Carry, LLC (DE) PASCBF IV GP, LLC (DE) Private Advisors Small Company Buyout Fund IV, LP (DE) PASCBF V Carry Parent, LLC (DE) PASCBF V Carry, LLC (DE) PASCBF V GP, LLC (DE) Private Advisors Small Company Buyout Fund V, LP (DE) PASCPEF VI Carry Parent, LLC (DE) PASPEF VI Carry, LLC (DE) PASCPEF VI GP, LLC (DE) Private Advisors Small Company Private Equity Fund VI, LP (DE) Private Advisors Small Company Private Equity Fund VI (Cayman), LP (CYM) PA Real Assets Carry Parent, LLC (DE) PA Real Assets Carry, LLC (DE) PA Emerging Manager Carry Parent, LLC (DE) PA Emerging Manager Carry, LLC (DE) Cuyahoga Capital Partners I Management Group, LLC (DE) Cuyahoga Capital Partners II Management Group LLC (DE) Cuyahoga Capital Partners III Management Group LLC (DE) Cuyahoga Capital Partners IV Management Group LLC (DE) Cuyahoga Capital Emerging Buyout Partners Management Group LLC (DE) UVF GP, LLC (DE) Undiscovered Value Fund, LP (DE) Undiscovered Value Fund, Ltd. (CYM) Undiscovered Value Master Fund SPC (CYM) Private Advisors Stable Value Fund, Ltd. (DE)
--	---

STATEMENT AS OF MARCH 31, 2015 OF THE NYLIFE INSURANCE COMPANY OF ARIZONA

SCHEDULE Y - INFORMATION CONCERNING ACTIVITIES OF INSURER MEMBERS OF A HOLDING COMPANY GROUP

PART 1 - ORGANIZATIONAL CHART

NYLife Real Estate Holdings LLC

CC Acquisitions, LP (DE)

Huntsville NYL LLC (DE)

NYL Midwest Apartments LLC (DE)

REEP-MF Cumberland TN LLC (DE)

Cumberland Apartments, LLC (TN)

REEP-RTL Bradford PA LLC (DE)

REEP-IND Forest Park NJ LLC (DE)

FP Building 1-2-3 LLC (DE)

FP Building 4 LLC (DE)

FP Building 17, LLC (DE)

FP Building 18, LLC (DE)

FP Building 19, LLC (DE)

FP Building 20, LLC (DE)

FP Mantua Grove LLC (DE)

FP Lot 1.01 LLC (DE)

REEP-IND NJ LLC (DE)

NJIND JV LLC (DE)

NJIND Hook Road LLC (DE)

NJIND Old Post Road LLC (DE)

NJIND Brunswick Avenue LLC (DE)

NJIND Raritan Center LLC (DE)

NJIND Talmadge Road LLC (DE)

NJIND Bay Avenue LLC (DE)

NJIND Melrich Road LLC (DE)

NJIND Carter Drive LLC (DE)

NJIND Corbin Street LLC (DE)

REEP-IND Valwood TX LLC (DE)

REEP-MF Marina Landing WA LLC (DE)

REEP-SP Marina Landing LLC (DE)

REEP-MF Enclave TX LLC (DE)

REEP-MF Mira Loma II TX LLC (DE)

REEP-MF Summitt Ridge CO LLC (DE)

REEP-OF Centerpointe VA LLC (DE)

REEP-OFC 575 Lex NY LLC (DE)

REEP-OFC 575 Lex NY GP LLC (DE)

REEP-OFC Westory DC LLC (DE)

REEP-RTL SASI GA LLC (DE)

REEP-MF Woodridge IL LLC (DE)

REEP-IND Continental NC LLC (DE)

LRC-Patriot, LLC (DE)

REEP-LRC Industrial LLC (DE)

REEP-OFC 525 N Tryon NC LLC (DE)

525 Charlotte Office LLC (DE)

SCHEDULE Y
PART 1A - DETAIL OF INSURANCE HOLDING COMPANY SYSTEM

1	2	3	4	5	6	7	8	9	10	11	12	13	14	15
Group Code	Group Name	NAIC Company Code	ID Number	Federal RSSD	CIK	Name of Securities Exchange if Publicly Traded (U.S. or International)	Names of Parent, Subsidiaries Or Affiliates	Domiciliary Location	Relationship to Reporting Entity	Directly Controlled by (Name of Entity/Person)	Type of Control (Ownership, Board, Management, Attorney-in-Fact, Influence, Other)	If Control is Ownership Provide Percentage	Ultimate Controlling Entity(ies)/Person(s)	*
0826	New York Life Group	66915	13-5582869	1583827	0000071633		New York Life Insurance Company	NY	UDP					
0826	New York Life Group	91596	13-3044743	3683691	0000727136		New York Life Insurance & Annuity Corporation	DE	IA	New York Life Insurance Company	Ownership	100.000	New York Life Insurance Company	
		00000					Ausbil IT - Ausbil Microcap Fund	AUS	NIA	New York Life Insurance & Annuity Corporation	Ownership	11.800	New York Life Insurance Company	
		00000					Pacific Square Investments LLC	DE	NIA	New York Life Insurance & Annuity Corporation	Ownership	100.000	New York Life Insurance Company	
		00000					29 Park Investments No. 2 Limited	CYM	NIA	Pacific Square Investments LLC	Ownership	100.000	New York Life Insurance Company	
0826	New York Life Group	81353	52-1530175				NYLIFE Insurance Company of Arizona	AZ		New York Life Insurance Company	Ownership	100.000	New York Life Insurance Company	
		00000	13-4199614				New York Life Enterprises LLC	DE	NIA	New York Life Insurance Company	Ownership	100.000	New York Life Insurance Company	
		00000					New York Life International Holdings Limited	MUS	NIA	New York Life Enterprises LLC	Ownership	84.000	New York Life Insurance Company	
		00000					New York Life International Holdings Limited	MUS	NIA	NYL Cayman Holdings Ltd.	Ownership	16.000	New York Life Insurance Company	
		00000					NYL Cayman Holdings Ltd.	CYM	NIA	New York Life Enterprises LLC	Ownership	100.000	New York Life Insurance Company	
		00000					NYL Worldwide Capital Investments, LLC	DE	NIA	NYL Cayman Holdings Ltd.	Ownership	100.000	New York Life Insurance Company	
		00000					Candriam Balanced Asset Alloc	LUX	NIA	New York Life Insurance Company	Ownership	17.400	New York Life Insurance Company	
		00000					Candriam L Defensive Asset Fund	LUX	NIA	New York Life Insurance Company	Ownership	19.800	New York Life Insurance Company	
		00000					NYLIFE Thailand, Inc.	DE	NIA	New York Life Enterprises LLC	Ownership	100.000	New York Life Insurance Company	
		00000					Seguros Monterrey New York Life, S.A. de C.V.	MEX	IA	New York Life Enterprises LLC	Ownership	100.000	New York Life Insurance Company	
		00000					Administradora de Conductos SMNYL, S.A. de C.V.	MEX	NIA	Seguros Monterrey New York Life, S.A. de C.V.	Ownership	99.000	New York Life Insurance Company	
		00000					Agencias de Distribucion SMNYL, S.A. de C.V.	MEX	NIA	Seguros Monterrey New York Life, S.A. de C.V.	Ownership	99.000	New York Life Insurance Company	
		00000					Inmobiliaria SMNYL, S.A. de C.V.	MEX	NIA	Seguros Monterrey New York Life, S.A. de C.V.	Ownership	99.000	New York Life Insurance Company	
		00000					Inmobiliaria SMNYL, S.A. de C.V.	MEX	NIA	Agencias de Distribucion SMNYL, S.A. de C.V.	Ownership	1.000	New York Life Insurance Company	
		00000					SEAF Sichuan SME Investment Fund LLC	DE	NIA	New York Life Enterprises LLC	Ownership	39.980	New York Life Insurance Company	
		00000					Samsung US Dynamic Asset Allocation							
		00000					Securities Feeder Investment Trust H	KOR	NIA	New York Life Insurance Company	Ownership	49.100	New York Life Insurance Company	
		00000					NYL Real Assets LLC	DE	NIA	New York Life Insurance Company	Ownership	100.000	New York Life Insurance Company	
		00000					NYL Emerging Manager LLC	DE	NIA	New York Life Insurance Company	Ownership	100.000	New York Life Insurance Company	
		00000	13-4081725	2928649	0001270096		NYLIFE LLC	DE	NIA	New York Life Insurance Company	Ownership	100.000	New York Life Insurance Company	
		00000					Eagle Strategies LLC	DE	NIA	NYLIFE LLC	Ownership	100.000	New York Life Insurance Company	
		00000					New York Life Capital Corporation	DE	NIA	NYLIFE LLC	Ownership	100.000	New York Life Insurance Company	
		00000					NYL Executive Benefits LLC	DE	NIA	NYLIFE LLC	Ownership	100.000	New York Life Insurance Company	
		00000	13-2649692		0000071637		NYLIFE Securities LLC	DE	NIA	NYLIFE LLC	Ownership	100.000	New York Life Insurance Company	
		00000					NYLINK Insurance Agency Incorporated	DE	NIA	NYLIFE LLC	Ownership	100.000	New York Life Insurance Company	
		00000					NYLUK I Company	GBR	NIA	NYLIFE LLC	Ownership	100.000	New York Life Insurance Company	
		00000					NYLUK II Company	GBR	NIA	NYLUK I Company	Ownership	100.000	New York Life Insurance Company	
		00000					Gresham Mortgage	GBR	NIA	NYLUK II Company	Ownership	100.000	New York Life Insurance Company	
		00000					W Construction Company	GBR	NIA	NYLUK II Company	Ownership	100.000	New York Life Insurance Company	
		00000					WIM (AIM)	GBR	NIA	NYLUK II Company	Ownership	100.000	New York Life Insurance Company	
		00000					WUT	GBR	NIA	NYLUK II Company	Ownership	100.000	New York Life Insurance Company	
		00000					Biris Holdings LLC	DE	NIA	New York Life Insurance Company	Ownership	100.000	New York Life Insurance Company	
		00000	46-4293486				NYL Investors LLC	DE	NIA	New York Life Insurance Company	Ownership	100.000	New York Life Insurance Company	
		00000					29 Park Investments No.1 Limited	CYM	NIA	New York Life Insurance Company	Ownership	100.000	New York Life Insurance Company	
		00000					New York Life Short Term Fund (STF)	NY	NIA	New York Life Insurance Company	Ownership	100.000	New York Life Insurance Company	
		00000					NYL Wind Investments LLC	DE	NIA	New York Life Insurance Company	Ownership	100.000	New York Life Insurance Company	

SCHEDULE Y
PART 1A - DETAIL OF INSURANCE HOLDING COMPANY SYSTEM

1	2	3	4	5	6	7	8	9	10	11	12	13	14	15
Group Code	Group Name	NAIC Company Code	ID Number	Federal RSSD	CIK	Name of Securities Exchange if Publicly Traded (U.S. or International)	Names of Parent, Subsidiaries Or Affiliates	Domiciliary Location	Relationship to Reporting Entity	Directly Controlled by (Name of Entity/Person)	Type of Control (Ownership, Board, Management, Attorney-in-Fact, Influence, Other)	If Control is Ownership Provide Percentage	Ultimate Controlling Entity(ies)/Person(s)	*
		.00000					PTC Acquisitions, LLC	.DE	NIA	New York Life Insurance Company	Ownership	100.000	New York Life Insurance Company	
		.00000					NYLife Real Estate Holdings, LLC	.DE	NIA	New York Life Insurance Company	Ownership	100.000	New York Life Insurance Company	
		.00000					CC Acquisitions, LP	.DE	NIA	NYLife Real Estate Holdings, LLC	Ownership	100.000	New York Life Insurance Company	
		.00000		3663273			Huntsville NYL LLC	.DE	NIA	NYLife Real Estate Holdings, LLC	Ownership	100.000	New York Life Insurance Company	
		.00000					NYL Midwest Apartments LLC	.DE	NIA	NYLife Real Estate Holdings, LLC	Ownership	100.000	New York Life Insurance Company	
		.00000					REEP-IND FREEDOM MA LLC	.DE	NIA	New York Life Insurance Company	Ownership	100.000	New York Life Insurance Company	
		.00000					REEP-IND AEGEAN MA LLC	.DE	NIA	New York Life Insurance Company	Ownership	100.000	New York Life Insurance Company	
		.00000					REEP-IND LYMAN MA LLC	.DE	NIA	New York Life Insurance Company	Ownership	100.000	New York Life Insurance Company	
		.00000					REEP-IND Kent LLC	.DE	NIA	New York Life Insurance Company	Ownership	100.000	New York Life Insurance Company	
		.00000					REEP-MF Cumberland TN LLC	.DE	NIA	NYLife Real Estate Holdings, LLC	Ownership	100.000	New York Life Insurance Company	
		.00000					Cumberland Apartments, LLC	.TN	NIA	REEP-MF Cumberland TN LLC	Ownership	100.000	New York Life Insurance Company	
		.00000					Cumberland Condominium Association, Inc.	.TN	NIA	New York Life Insurance Company	Board of Directors	.0.000	New York Life Insurance Company	
		.00000					REEP-RTL Bradford PA LLC	.DE	NIA	NYLife Real Estate Holdings, LLC	Ownership	100.000	New York Life Insurance Company	
		.00000					REEP-IND Forest Park NJ LLC	.DE	NIA	NYLife Real Estate Holdings, LLC	Ownership	100.000	New York Life Insurance Company	
		.00000					FP Building 1-2-3 LLC	.DE	NIA	REEP-IND Forest Park NJ LLC	Ownership	100.000	New York Life Insurance Company	
		.00000					FP Building 4 LLC	.DE	NIA	REEP-IND Forest Park NJ LLC	Ownership	100.000	New York Life Insurance Company	
		.00000					FP Building 17, LLC	.DE	NIA	REEP-IND Forest Park NJ LLC	Ownership	100.000	New York Life Insurance Company	
		.00000					FP Building 18, LLC	.DE	NIA	REEP-IND Forest Park NJ LLC	Ownership	100.000	New York Life Insurance Company	
		.00000					FP Building 19, LLC	.DE	NIA	REEP-IND Forest Park NJ LLC	Ownership	100.000	New York Life Insurance Company	
		.00000					FP Building 20, LLC	.DE	NIA	REEP-IND Forest Park NJ LLC	Ownership	100.000	New York Life Insurance Company	
		.00000					FP Mantua Grove LLC	.DE	NIA	REEP-IND Forest Park NJ LLC	Ownership	100.000	New York Life Insurance Company	
		.00000					FP Lot 1.01 LLC	.DE	NIA	REEP-IND Forest Park NJ LLC	Ownership	100.000	New York Life Insurance Company	
		.00000					REEP-IND Continental NC LLC	.DE	NIA	NYLife Real Estate Holdings, LLC	Ownership	100.000	New York Life Insurance Company	
		.00000					LRC-Patriot, LLC	.DE	NIA	REEP-IND Continental NC LLC	Ownership	93.000	New York Life Insurance Company	
		.00000					REEP-LRC Industrial LLC	.DE	NIA	LRC-Patriot, LLC	Ownership	100.000	New York Life Insurance Company	
		.00000					REEP-OFC 525 N Tryon NC LLC	.DE	NIA	NYLife Real Estate Holdings, LLC	Ownership	100.000	New York Life Insurance Company	
		.00000					525 Charlotte Office LLC	.DE	NIA	REEP-OFC 525 N Tryon NC LLC	Ownership	95.000	New York Life Insurance Company	
		.00000					REEP-IND RTG NC LLC	.DE	NIA	New York Life Insurance Company	Ownership	100.000	New York Life Insurance Company	
		.00000					REEP-IND Chino CA LLC	.DE	NIA	New York Life Insurance Company	Ownership	100.000	New York Life Insurance Company	
		.00000					REEP-IND Fridley MN LLC	.MN	NIA	New York Life Insurance Company	Ownership	100.000	New York Life Insurance Company	
		.00000					REEP-IND Green Oaks IL LLC	.DE	NIA	New York Life Insurance Company	Ownership	100.000	New York Life Insurance Company	
		.00000					REEP-OFC Bellevue WA LLC	.DE	NIA	New York Life Insurance Company	Ownership	100.000	New York Life Insurance Company	
		.00000					REEP-IND NJ LLC	.DE	NIA	NYLife Real Estate Holdings, LLC	Ownership	100.000	New York Life Insurance Company	
		.00000					NJIND JV LLC	.DE	NIA	REEP-IND NJ LLC	Ownership	93.000	New York Life Insurance Company	
		.00000					NJIND Hook Road LLC	.DE	NIA	NJIND JV LLC	Ownership	100.000	New York Life Insurance Company	
		.00000					NJIND Old Post Road LLC	.DE	NIA	NJIND JV LLC	Ownership	100.000	New York Life Insurance Company	
		.00000					NJIND Brunswick Avenue LLC	.DE	NIA	NJIND JV LLC	Ownership	100.000	New York Life Insurance Company	
		.00000					NJIND Raritan Center LLC	.DE	NIA	NJIND JV LLC	Ownership	100.000	New York Life Insurance Company	
		.00000					NJIND Talmadge Road LLC	.DE	NIA	NJIND JV LLC	Ownership	100.000	New York Life Insurance Company	
		.00000					NJIND Bay Avenue LLC	.DE	NIA	NJIND JV LLC	Ownership	100.000	New York Life Insurance Company	
		.00000					NJIND Melrich Road LLC	.DE	NIA	NJIND JV LLC	Ownership	100.000	New York Life Insurance Company	
		.00000					NJIND Carter Drive LLC	.DE	NIA	NJIND JV LLC	Ownership	100.000	New York Life Insurance Company	
		.00000					NJIND Corbin Street LLC	.DE	NIA	NJIND JV LLC	Ownership	100.000	New York Life Insurance Company	
		.00000					REEP-Enclave TX LLC	.DE	NIA	NYLife Real Estate Holdings, LLC	Ownership	100.000	New York Life Insurance Company	
		.00000					REEP-MF Issaquah WA LLC	.DE	NIA	New York Life Insurance Company	Ownership	100.000	New York Life Insurance Company	
		.00000					REEP-MF Mira Loma II TX LLC	.DE	NIA	NYLife Real Estate Holdings, LLC	Ownership	100.000	New York Life Insurance Company	
		.00000					REEP-MF Verde NC LLC	.DE	NIA	New York Life Insurance Company	Ownership	100.000	New York Life Insurance Company	
		.00000					REEP-MF Mount Vernon GA LLC	.DE	NIA	New York Life Insurance Company	Ownership	100.000	New York Life Insurance Company	
		.00000					REEP-MF Summitt Ridge CO LLC	.DE	NIA	NYLife Real Estate Holdings, LLC	Ownership	100.000	New York Life Insurance Company	
		.00000					REEP-OF Centerpointe VA LLC	.DE	NIA	NYLife Real Estate Holdings, LLC	Ownership	100.000	New York Life Insurance Company	
		.00000					REEP-RTL SASI GA LLC	.DE	NIA	NYLife Real Estate Holdings, LLC	Ownership	100.000	New York Life Insurance Company	

SCHEDULE Y
PART 1A - DETAIL OF INSURANCE HOLDING COMPANY SYSTEM

1	2	3	4	5	6	7	8	9	10	11	12	13	14	15
Group Code	Group Name	NAIC Company Code	ID Number	Federal RSSD	CIK	Name of Securities Exchange if Publicly Traded (U.S. or International)	Names of Parent, Subsidiaries Or Affiliates	Domiciliary Location	Relationship to Reporting Entity	Directly Controlled by (Name of Entity/Person)	Type of Control (Ownership, Board, Management, Attorney-in-Fact, Influence, Other)	If Control is Ownership Provide Percentage	Ultimate Controlling Entity(ies)/Person(s)	*
		.00000					REEP-MF Chandler AZ LLC	.DE	NIA	New York Life Insurance Company	Ownership	100.000	New York Life Insurance Company	
		.00000					REEP-MF Woodridge IL LLC	.DE	NIA	NYLife Real Estate Holdings, LLC	Ownership	100.000	New York Life Insurance Company	
		.00000					REEP-MF Wallingford WA LLC	.DE	NIA	New York Life Insurance Company	Ownership	100.000	New York Life Insurance Company	
		.00000					REEP-IND Valwood TX LLC	.DE	NIA	NYLife Real Estate Holdings, LLC	Ownership	100.000	New York Life Insurance Company	
		.00000					REEP-MF Marina Landing WA LLC	.DE	NIA	NYLife Real Estate Holdings, LLC	Ownership	100.000	New York Life Insurance Company	
		.00000					REEP-SP Marina Landing LLC	.DE	NIA	REEP-MF Marina Landing WA LLC	Ownership	98.000	New York Life Insurance Company	
		.00000					REEP-OFC 575 Lex NY LLC	.DE	NIA	NYLife Real Estate Holdings, LLC	Ownership	100.000	New York Life Insurance Company	
		.00000					REEP-OFC 575 Lex NY GP LLC	.DE	NIA	NYLife Real Estate Holdings, LLC	Ownership	100.000	New York Life Insurance Company	
		.00000					REEP-OFC Drakes Landing CA LLC	.DE	NIA	New York Life Insurance Company	Ownership	100.000	New York Life Insurance Company	
		.00000					REEP-OFC Westory DC LLC	.DE	NIA	NYLife Real Estate Holdings, LLC	Ownership	100.000	New York Life Insurance Company	
		.00000					2015 DIL PORTFOLIO HOLDINGS LLC	.DE	NIA	New York Life Insurance Company	Ownership	62.308	New York Life Insurance Company	
		.00000					2015 DIL PORTFOLIO HOLDINGS LLC	.DE	NIA	New York Life Insurance & Annuity Corporation	Ownership	37.692	New York Life Insurance Company	
		.00000					CT 611 W. JOHNSON AVE LLC	.DE	NIA	2015 DIL PORTFOLIO HOLDINGS LLC (Delaware)	Ownership	100.000	New York Life Insurance Company	
		.00000					CT 550 RESEARCH PKWY LLC	.DE	NIA	2015 DIL PORTFOLIO HOLDINGS LLC (Delaware)	Ownership	100.000	New York Life Insurance Company	
		.00000					NJ 30 WESLEY ST LLC	.DE	NIA	2015 DIL PORTFOLIO HOLDINGS LLC (Delaware)	Ownership	100.000	New York Life Insurance Company	
		.00000					NJ 663 E. CRESCENT AVE LLC	.DE	NIA	2015 DIL PORTFOLIO HOLDINGS LLC (Delaware)	Ownership	100.000	New York Life Insurance Company	
		.00000					NJ 1881 ROUTE 46 LLC	.DE	NIA	2015 DIL PORTFOLIO HOLDINGS LLC (Delaware)	Ownership	100.000	New York Life Insurance Company	
		.00000					PA 180 KOST RD LLC	.DE	NIA	2015 DIL PORTFOLIO HOLDINGS LLC (Delaware)	Ownership	100.000	New York Life Insurance Company	
		.00000					NYMH Farmingdale, NY, LLC	.DE	NIA	New York Life Insurance Company	Ownership	100.000	New York Life Insurance Company	
		.00000					NYLMDC King of Prussia GP, LLC	.DE	NIA	New York Life Insurance Company	Ownership	100.000	New York Life Insurance Company	
		.00000					NYLMDC King of Prussia Realty, LP	.DE	NIA	NYLMDC King of Prussia GP, LLC	Ownership	100.000	New York Life Insurance Company	
		.00000					NYMH Attleboro MA, LLC	.DE	NIA	New York Life Insurance Company	Ownership	100.000	New York Life Insurance Company	
		.00000					NYMH-Ennis GP, LLC	.DE	NIA	New York Life Insurance Company	Ownership	100.000	New York Life Insurance Company	
		.00000					NYMH-Ennis, L.P.	.TX	NIA	NYMH-Ennis GP, LLC	Ownership	100.000	New York Life Insurance Company	
		.00000					NYMH-Freeport GP, LLC	.DE	NIA	New York Life Insurance Company	Ownership	100.000	New York Life Insurance Company	
		.00000					NYMH-Freeport, L.P.	.TX	NIA	NYMH-Freeport GP, LLC	Ownership	100.000	New York Life Insurance Company	
		.00000					NYMH-Houston GP, LLC	.DE	NIA	New York Life Insurance Company	Ownership	100.000	New York Life Insurance Company	
		.00000					NYMH-Houston, L.P.	.TX	NIA	NYMH-Houston GP, LLC	Ownership	100.000	New York Life Insurance Company	
		.00000					NYMH-Plano GP, LLC	.DE	NIA	New York Life Insurance Company	Ownership	100.000	New York Life Insurance Company	
		.00000					NYMH-Plano, L.P.	.TX	NIA	NYMH-Plano GP, LLC	Ownership	100.000	New York Life Insurance Company	
		.00000					NYMH-San Antonio GP, LLC	.DE	NIA	New York Life Insurance Company	Ownership	100.000	New York Life Insurance Company	
		.00000					NYMH-San Antonio, L.P.	.TX	NIA	NYMH-San Antonio GP, LLC	Ownership	100.000	New York Life Insurance Company	
		.00000					NYMH-Stephenville GP, LLC	.DE	NIA	New York Life Insurance Company	Ownership	100.000	New York Life Insurance Company	
		.00000					NYMH-Stephenville, L.P.	.TX	NIA	NYMH-Stephenville GP, LLC	Ownership	100.000	New York Life Insurance Company	
		.00000					NYMH-Taylor GP, LLC	.DE	NIA	New York Life Insurance Company	Ownership	100.000	New York Life Insurance Company	
		.00000					NYMH-Taylor, L.P.	.TX	NIA	NYMH-Taylor GP, LLC	Ownership	100.000	New York Life Insurance Company	
		.00000					SCP 2005-C21-002 LLC	.DE	NIA	New York Life Insurance Company	Ownership	100.000	New York Life Insurance Company	
		.00000					SCP 2005-C21-003 LLC	.DE	NIA	New York Life Insurance Company	Ownership	100.000	New York Life Insurance Company	
		.00000					SCP 2005-C21-006 LLC	.DE	NIA	New York Life Insurance Company	Ownership	100.000	New York Life Insurance Company	
		.00000					SCP 2005-C21-007-LLC	.DE	NIA	New York Life Insurance Company	Ownership	100.000	New York Life Insurance Company	
		.00000					SCP 2005-C21-008 LLC	.DE	NIA	New York Life Insurance Company	Ownership	100.000	New York Life Insurance Company	
		.00000					SCP 2005-C21-009 LLC	.DE	NIA	New York Life Insurance Company	Ownership	100.000	New York Life Insurance Company	
		.00000					SCP 2005-C21-017 LLC	.DE	NIA	New York Life Insurance Company	Ownership	100.000	New York Life Insurance Company	
		.00000					SCP 2005-C21-018 LLC	.DE	NIA	New York Life Insurance Company	Ownership	100.000	New York Life Insurance Company	

SCHEDULE Y
PART 1A - DETAIL OF INSURANCE HOLDING COMPANY SYSTEM

1	2	3	4	5	6	7	8	9	10	11	12	13	14	15
Group Code	Group Name	NAIC Company Code	ID Number	Federal RSSD	CIK	Name of Securities Exchange if Publicly Traded (U.S. or International)	Names of Parent, Subsidiaries Or Affiliates	Domi-ciliary Location	Relation-ship to Reporting Entity	Directly Controlled by (Name of Entity/Person)	Type of Control (Ownership, Board, Management, Attorney-in-Fact, Influence, Other)	If Control is Owner-ship Provide Percen-tage	Ultimate Controlling Entity(ies)/Person(s)	*
		.00000					SCP 2005-C21-021 LLC	.DE	.NIA	New York Life Insurance Company	Ownership	100.000	New York Life Insurance Company	
		.00000					SCP 2005-C21-025 LLC	.DE	.NIA	New York Life Insurance Company	Ownership	100.000	New York Life Insurance Company	
		.00000					SCP 2005-C21-031 LLC	.DE	.NIA	New York Life Insurance Company	Ownership	100.000	New York Life Insurance Company	
		.00000					SCP 2005-C21-036 LLC	.DE	.NIA	New York Life Insurance Company	Ownership	100.000	New York Life Insurance Company	
		.00000					SCP 2005-C21-041 LLC	.DE	.NIA	New York Life Insurance Company	Ownership	100.000	New York Life Insurance Company	
		.00000					SCP 2005-C21-043 LLC	.DE	.NIA	New York Life Insurance Company	Ownership	100.000	New York Life Insurance Company	
		.00000					SCP 2005-C21-044 LLC	.DE	.NIA	New York Life Insurance Company	Ownership	100.000	New York Life Insurance Company	
		.00000					SCP 2005-C21-048 LLC	.DE	.NIA	New York Life Insurance Company	Ownership	100.000	New York Life Insurance Company	
		.00000					SCP 2005-C21-061 LLC	.DE	.NIA	New York Life Insurance Company	Ownership	100.000	New York Life Insurance Company	
		.00000					SCP 2005-C21-063 LLC	.DE	.NIA	New York Life Insurance Company	Ownership	100.000	New York Life Insurance Company	
		.00000					SCP 2005-C21-067 LLC	.DE	.NIA	New York Life Insurance Company	Ownership	100.000	New York Life Insurance Company	
		.00000					SCP 2005-C21-069 LLC	.DE	.NIA	New York Life Insurance Company	Ownership	100.000	New York Life Insurance Company	
		.00000					SCP 2005-C21-070 LLC	.DE	.NIA	New York Life Insurance Company	Ownership	100.000	New York Life Insurance Company	
		.00000					Silver Spring, LLC	.DE	.NIA	New York Life Insurance Company	Ownership	100.000	New York Life Insurance Company	
		.00000					Silver Spring Associates, L.P.	.PA	.NIA	Silver Spring, LLC	Ownership	100.000	New York Life Insurance Company	
		.00000					New York Life Investment Management Holdings LLC	.DE	.NIA	New York Life Insurance Company	Ownership	100.000	New York Life Insurance Company	
		.00000	52-2206685		0001513831		Einstein Merger Sub, LLC	.DE	.NIA	New York Life Investment Management Holdings LLC	Ownership	100.000	New York Life Insurance Company	
		.00000	03-0598064		0000050672		Institutional Capital LLC	.DE	.NIA	New York Life Investment Management Holdings LLC	Ownership	100.000	New York Life Insurance Company	
		.00000					ICAP Master Collective Investment Trust							
		.00000					ICAP Large Cap Value Equity Collective Trust	.PA	.NIA	Institutional Capital LLC	Other	0.000	New York Life Insurance Company	1
		.00000	13-3741759		0000914898		NYLIFE Distributors LLC	.DE	.NIA	New York Life Investment Management Holdings LLC	Ownership	100.000	New York Life Insurance Company	
		.00000			0001103598		NYLIM Service Company LLC	.DE	.NIA	New York Life Investment Management Holdings LLC	Ownership	100.000	New York Life Insurance Company	
		.00000	13-4080466		0000061227		MacKay Shields LLC	.DE	.NIA	New York Life Investment Management Holdings LLC	Ownership	100.000	New York Life Insurance Company	
		.00000					MacKay Shields Core Plus Opportunities Fund GP LLC	.DE	.NIA	MacKay Shields LLC	Ownership	100.000	New York Life Insurance Company	
		.00000			0001502131		MacKay Shields Core Plus / Opportunities Fund LP	.DE	.NIA	MacKay Shields Core Plus Opportunities Fund GP LLC	Ownership	100.000	New York Life Insurance Company	
		.00000					MacKay Shields Credit Strategy Fund LTD	.CYM	.NIA	MacKay Shields LLC	Ownership	100.000	New York Life Insurance Company	
		.00000			0001502133		MacKay Shields Defensive Bond Arbitrage Fund Ltd.	.BMU	.NIA	MacKay Shields LLC	Board of Directors	0.000	New York Life Insurance Company	
		.00000			0001502133		MacKay Shields Defensive Bond Arbitrage Fund Ltd.	.BMU	.NIA	MacKay Shields LLC	Ownership	13.870	New York Life Insurance Company	
		.00000			0001502133		MacKay Shields Defensive Bond Arbitrage Fund Ltd.	.BMU	.NIA	MacKay Shields LLC	Ownership	0.610	New York Life Insurance Company	
		.00000					MacKay Shields High Yield Active Core Fund GP LLC	.DE	.NIA	MacKay Shields LLC	Ownership	100.000	New York Life Insurance Company	
		.00000			0001502130		MacKay Shields High Yield Active Core Fund LP	.DE	.NIA	MacKay Shields High Yield Active Core Fund GP LLC	Ownership	100.000	New York Life Insurance Company	
		.00000					MacKay Shields Core Fixed Income Fund GP LLC	.DE	.NIA	MacKay Shields LLC	Ownership	100.000	New York Life Insurance Company	
		.00000	45-2733007		0001529525		MacKay Shields Core Fixed Income Fund LP	.DE	.NIA	MacKay Shields Core Fixed Income Fund GP LLC	Ownership	100.000	New York Life Insurance Company	
		.00000					MacKay Municipal Managers Opportunities GP LLC	.DE	.NIA	MacKay Shields LLC	Ownership	100.000	New York Life Insurance Company	

SCHEDULE Y
PART 1A - DETAIL OF INSURANCE HOLDING COMPANY SYSTEM

1	2	3	4	5	6	7	8	9	10	11	12	13	14	15
Group Code	Group Name	NAIC Company Code	ID Number	Federal RSSD	CIK	Name of Securities Exchange if Publicly Traded (U.S. or International)	Names of Parent, Subsidiaries Or Affiliates	Domi-ciliary Location	Relation-ship to Reporting Entity	Directly Controlled by (Name of Entity/Person)	Type of Control (Ownership, Board, Management, Attorney-in-Fact, Influence, Other)	If Control is Owner-ship Provide Perce-ntage	Ultimate Controlling Entity(ies)/Person(s)	*
		..00000			0001432467		MacKay Municipal Opportunities Master Fund, L.P.	..DE	..NIA	MacKay Municipal Managers Opportunities GP LLC	Ownership.....	..100.000	New York Life Insurance Company	
		..00000			0001432468		MacKay Municipal Opportunities Fund, L.P.	..DE	..NIA	MacKay Municipal Managers Opportunities GP LLC	Ownership.....	..100.000	New York Life Insurance Company	
		..00000					MacKay Municipal Managers Credit Opportunities GP, LLC	..DE	..NIA	MacKay Shields LLC	Ownership.....	..100.000	New York Life Insurance Company	
		..00000			0001460030		MacKay Municipal Credit Opportunities Master Fund, L.P.	..DE	..NIA	MacKay Municipal Managers Credit Opportunities GP, LLC	Ownership.....	..100.000	New York Life Insurance Company	
		..00000			0001460023		MacKay Municipal Credit Opportunities Fund, L.P.	..DE	..NIA	MacKay Municipal Managers Credit Opportunities GP, LLC	Ownership.....	..100.000	New York Life Insurance Company	
		..00000					MacKay Municipal Short Term Opportunities Fund GP LLC	..DE	..NIA	MacKay Shields LLC	Ownership.....	..100.000	New York Life Insurance Company	
		..00000	45-3041041		0001532022		MacKay Municipal Short Term Opportunities Fund LP	..DE	..NIA	MacKay Municipal Short Term Opportunities Fund GP LLC	Ownership.....	..100.000	New York Life Insurance Company	
		..00000					Plainview Funds plc	..JRL	..NIA	MacKay Shields LLC	Ownership.....	..50.000	New York Life Insurance Company	
		..00000					Plainview Funds plc	..JRL	..NIA	MacKay Shields LLC	Board of Directors..	..0.000	New York Life Insurance Company	
		..00000					Plainview Funds plc - MacKay Shields - Emerging Markets Credit Portfolio	..JRL	..NIA	New York Life Insurance Company	Ownership.....	..40.180	New York Life Insurance Company	
		..00000					Plainview Funds plc - MacKay Shields - Emerging Markets Credit Portfolio	..JRL	..NIA	New York Life Insurance & Annuity Corporation	Ownership.....	..40.180	New York Life Insurance Company	
		..00000					Plainview Funds plc - MacKay Shields - Flexible Bond Portfolio	..JRL	..NIA	New York Life Insurance Company	Ownership.....	..56.230	New York Life Insurance Company	
		..00000					Plainview Funds plc - MacKay Shields - Flexible Bond Portfolio	..JRL	..NIA	New York Life Insurance & Annuity Corporation	Ownership.....	..23.470	New York Life Insurance Company	
		..00000					Plainview Funds plc - MacKay Shields - Flexible Bond Portfolio	..JRL	..NIA	MacKay Shields LLC	Ownership.....	..1.230	New York Life Insurance Company	
		..00000					Plainview Funds plc - MacKay Shields - Unconstrained Bond Portfolio	..JRL	..NIA	New York Life Insurance Company	Ownership.....	..40.630	New York Life Insurance Company	
		..00000					Plainview Funds plc - MacKay Shields - Unconstrained Bond Portfolio	..JRL	..NIA	MacKay Shields LLC	Ownership.....	..1.200	New York Life Insurance Company	
		..00000					Plainview Funds plc - MacKay Shields - Floating Rate High Yield Portfolio	..JRL	..NIA	New York Life Insurance Company	Ownership.....	..95.360	New York Life Insurance Company	
		..00000					Plainview Funds plc - MacKay Shields - Floating Rate High Yield Portfolio	..JRL	..NIA	MacKay Shields LLC	Ownership.....	..4.630	New York Life Insurance Company	
		..00000					Plainview Funds plc - MacKay Shields Core Plus Opportunities Portfolio	..JRL	..NIA	MacKay Shields LLC	Ownership.....	..100.000	New York Life Insurance Company	
		..00000					MacKay Shields Statutory Trust High Yield Bond Series	..CT	..NIA	MacKay Municipal Short Term Opportunities Fund GP LLC	Management.....	..0.000	New York Life Insurance Company	3
		..00000					MacKay Shields (International) Ltd.	..GBR	..NIA	MacKay Shields LLC	Ownership.....	..100.000	New York Life Insurance Company	
		..00000					MacKay Shields (Services) Ltd.	..GBR	..NIA	MacKay Shields LLC	Ownership.....	..100.000	New York Life Insurance Company	
		..00000					MacKay Shields UK LLP	..GBR	..NIA	MacKay Shields (International) Ltd.	Ownership.....	..99.000	New York Life Insurance Company	
		..00000					MacKay Shields UK LLP	..GBR	..NIA	MacKay Shields (Services) Ltd.	Ownership.....	..1.000	New York Life Insurance Company	
		..00000					MacKay Shields Global Derivatives LLC	..DE	..NIA	MacKay Shields LLC	Ownership.....	..100.000	New York Life Insurance Company	
		..00000					MacKay Municipal Managers Puerto Rico Opportunities GP LLC	..DE	..NIA	MacKay Shields LLC	Ownership.....	..100.000	New York Life Insurance Company	
		..00000					MacKay Puerto Rico Opportunities Funds, L.P.	..DE	..NIA	MacKay Municipal Managers Puerto Rico Opportunities GP LLC	Ownership.....	..100.000	New York Life Insurance Company	
		..00000					MacKay Municipal Managers California Opportunities GP LLC	..DE	..NIA	MacKay Shields LLC	Ownership.....	..100.000	New York Life Insurance Company	
		..00000					MacKay Municipal Managers California Opportunities Fund, L.P.	..DE	..NIA	MacKay Municipal Managers California Opportunities GP LLC	Ownership.....	..100.000	New York Life Insurance Company	

SCHEDULE Y
PART 1A - DETAIL OF INSURANCE HOLDING COMPANY SYSTEM

1	2	3	4	5	6	7	8	9	10	11	12	13	14	15
Group Code	Group Name	NAIC Company Code	ID Number	Federal RSSD	CIK	Name of Securities Exchange if Publicly Traded (U.S. or International)	Names of Parent, Subsidiaries Or Affiliates	Domiciliary Location	Relationship to Reporting Entity	Directly Controlled by (Name of Entity/Person)	Type of Control (Ownership, Board, Management, Attorney-in-Fact, Influence, Other)	If Control is Ownership Provide Percentage	Ultimate Controlling Entity(ies)/Person(s)	*
		..00000					Madison Capital Funding LLCDE	..NIA	New York Life Investment Management Holdings LLC	Ownership.....	..100.000	New York Life Insurance Company	
		..00000					Madison Avenue Loan Fund GP LLCDE	..NIA	Madison Capital Funding LLC	Ownership.....	..100.000	New York Life Insurance Company	
		..00000	80-0920962		0001577927		Madison Avenue Loan Fund LPDE	..NIA	Madison Avenue Loan Fund GP LLC	Ownership.....	..100.000	New York Life Insurance Company	
		..00000					MCF Co-Investment GP LLCDE	..NIA	Madison Capital Funding LLC	Ownership.....	..100.000	New York Life Insurance Company	
		..00000			0001538585		MCF Co-Investment GP LPDE	..NIA	MCF Co-Investment GP LLC	Ownership.....	..100.000	New York Life Insurance Company	
		..00000			0001538584		Madison Capital Funding Co-Investment Fund LPDE	..NIA	MCF Co-Investment GP LP	Ownership.....	..100.000	New York Life Insurance Company	
		..00000					MCF Fund I LLCDE	..NIA	Madison Capital Funding LLC	Ownership.....	..100.000	New York Life Insurance Company	
		..00000					Warwick McAlester Holdings, LLCDE	..NIA	Madison Capital Funding LLC	Ownership.....	..100.000	New York Life Insurance Company	
		..00000					Meeco Sullivan, LLCDE	..NIA	Warwick McAlester Holdings, LLC	Ownership.....	..100.000	New York Life Insurance Company	
		..00000					Electric Avenue, LLCDE	..NIA	Warwick McAlester Holdings, LLC	Ownership.....	..100.000	New York Life Insurance Company	
		..00000					WDC Liquidation TrustIL	..NIA	Madison Capital Funding LLC	Ownership.....	..100.000	New York Life Insurance Company	
		..00000					Young America Holdings, LLCDE	..NIA	Madison Capital Funding LLC	Ownership.....	..36.350	New York Life Insurance Company	
		..00000					YAC ECOM IncorporatedMN	..NIA	Young America Holdings, LLC	Ownership.....	..100.000	New York Life Insurance Company	
		..00000					Young America, LLCMN	..NIA	Young America Holdings, LLC	Ownership.....	..100.000	New York Life Insurance Company	
		..00000					Global Fulfillment Services, Inc.AZ	..NIA	Young America, LLC	Ownership.....	..100.000	New York Life Insurance Company	
		..00000					SourceOne Worldwide, Inc.MN	..NIA	Young America, LLC	Ownership.....	..100.000	New York Life Insurance Company	
		..00000					YA Canada CorporationCAN	..NIA	Young America, LLC	Ownership.....	..100.000	New York Life Insurance Company	
		..00000					Zenith Products Holdings, IncDE	..NIA	Madison Capital Funding LLC	Ownership.....	..16.360	New York Life Insurance Company	
		..00000			0001347648		ZPC Holding Corp.DE	..NIA	Zenith Products Holdings, Inc	Ownership.....	..100.000	New York Life Insurance Company	
		..00000					Zenith Products CorporationDE	..NIA	ZPC Holding Corp.	Ownership.....	..100.000	New York Life Insurance Company	
		..00000					MCF Capital Management LLCDE	..NIA	Madison Capital Funding LLC	Ownership.....	..100.000	New York Life Insurance Company	
		..00000					Ironshore Investment BL I Ltd.BMU	..NIA	MCF Capital Management LLC	Other.....	..0.000	New York Life Insurance Company	2
		..00000					MCF CLO III LLCDE	..NIA	MCF Capital Management LLC	Ownership.....	..2.330	New York Life Insurance Company	
		..00000					MCF CLO III LLCDE	..NIA	MCF Capital Management LLC	Other.....	..0.000	New York Life Insurance Company	2
		..00000					MCF CLO IV LLCDE	..NIA	MCF Capital Management LLC	Other.....	..0.000	New York Life Insurance Company	2
		..00000					MCF CLO V Warehouse LLCDE	..NIA	MCF Capital Management LLC	Ownership.....	..5.000	New York Life Insurance Company	
		..00000					MCF CLO V Warehouse LLCDE	..NIA	MCF Capital Management LLC	Other.....	..0.000	New York Life Insurance Company	2
		..00000					LMF WF Portfolio II, LLCDE	..NIA	MCF Capital Management LLC	Other.....	..0.000	New York Life Insurance Company	2
		..00000					OFS Capital WM, LLCDE	..NIA	MCF Capital Management LLC	Other.....	..0.000	New York Life Insurance Company	2
		..00000					MCF CLO I LLCDE	..NIA	MCF Capital Management LLC	Other.....	..0.000	New York Life Insurance Company	2
		..00000					MCF CLO I LLCDE	..NIA	MCF Capital Management LLC	Ownership.....	..2.530	New York Life Insurance Company	
		..00000					MCF CLO II LLCDE	..NIA	MCF Capital Management LLC	Other.....	..0.000	New York Life Insurance Company	2
		..00000	13-5582869		0001453415		Cornerstone Capital Management Holdings LLCDE	..NIA	New York Life Investment Management Holdings LLC	Ownership.....	..100.000	New York Life Insurance Company	
		..00000	41-1763532		0001123570		Cornerstone Capital Management LLCDE	..NIA	Cornerstone Capital Management Holdings LLC	Ownership.....	..51.000	New York Life Insurance Company	
		..00000					Cornerstone Capital Management Large-Cap Enhanced Index Fund GP, LLCDE	..NIA	Cornerstone Capital Management Holdings LLC	Ownership.....	..100.000	New York Life Insurance Company	
		..00000			0001329043		Cornerstone Capital Management Large-Cap Enhanced Index Fund, LPDE	..NIA	Cornerstone Capital Management Large-Cap Enhanced Index Fund GP, LLC	Ownership.....	..100.000	New York Life Insurance Company	
		..00000					NYL Workforce GP LLCDE	..NIA	New York Life Investment Management Holdings LLC	Ownership.....	..100.000	New York Life Insurance Company	
		..00000					NYLIM Holdings NCVAD, GP, LLCDE	..NIA	New York Life Investment Management Holdings LLC	Ownership.....	..100.000	New York Life Insurance Company	
		..00000			0001133639		New York Life Investment Management LLCDE	..NIA	New York Life Investment Management Holdings LLC	Ownership.....	..100.000	New York Life Insurance Company	
		..00000					New York Life Investment Management (U.K.) Ltd.GBR	..NIA	NYL Investors LLC	Ownership.....	..100.000	New York Life Insurance Company	
		..00000					Madison Core Property Fund LLCDE	..NIA	New York Life Investment Management LLC	Management0.000	New York Life Insurance Company	3

SCHEDULE Y
PART 1A - DETAIL OF INSURANCE HOLDING COMPANY SYSTEM

1	2	3	4	5	6	7	8	9	10	11	12	13	14	15
Group Code	Group Name	NAIC Company Code	ID Number	Federal RSSD	CIK	Name of Securities Exchange if Publicly Traded (U.S. or International)	Names of Parent, Subsidiaries Or Affiliates	Domi-ciliary Location	Relation-ship to Reporting Entity	Directly Controlled by (Name of Entity/Person)	Type of Control (Ownership, Board, Management, Attorney-in-Fact, Influence, Other)	If Control is Owner-ship Provide Percen-tage	Ultimate Controlling Entity(ies)/Person(s)	*
		.00000					MIREF 1500 Quail, LLC	.DE	NIA	Madison Core Property Fund LLC	Ownership	100.000	New York Life Insurance Company	
		.00000					MIREF Mission Heritage, LLC	.DE	NIA	Madison Core Property Fund LLC	Ownership	100.000	New York Life Insurance Company	
		.00000					MIREF Linpro Center, LLC	.DE	NIA	Madison Core Property Fund LLC	Ownership	100.000	New York Life Insurance Company	
		.00000					MIREF Mill Creek, LLC	.DE	NIA	Madison Core Property Fund LLC	Ownership	100.000	New York Life Insurance Company	
		.00000					MIREF Gateway, LLC	.DE	NIA	Madison Core Property Fund LLC	Ownership	100.000	New York Life Insurance Company	
		.00000					MIREF Delta Court, LLC	.DE	NIA	Madison Core Property Fund LLC	Ownership	100.000	New York Life Insurance Company	
		.00000					MIREF Seaside, LLC	.DE	NIA	Madison Core Property Fund LLC	Ownership	100.000	New York Life Insurance Company	
		.00000					MIREF Zanker Road, LLC	.DE	NIA	Madison Core Property Fund LLC	Ownership	100.000	New York Life Insurance Company	
		.00000					MIREF Fremont Distribution Center, LLC	.DE	NIA	Madison Core Property Fund LLC	Ownership	100.000	New York Life Insurance Company	
		.00000					1101 Taylor Road LLC	.DE	NIA	Madison Core Property Fund LLC	Ownership	100.000	New York Life Insurance Company	
		.00000					MIREF Century, LLC	.DE	NIA	Madison Core Property Fund LLC	Ownership	100.000	New York Life Insurance Company	
		.00000					MIREF York Road, LLC	.DE	NIA	Madison Core Property Fund LLC	Ownership	100.000	New York Life Insurance Company	
		.00000					York Road EW, LLC	.DE	NIA	MIREF York Road, LLC	Ownership	64.800	New York Life Insurance Company	
		.00000					York Road Retail West, LLC	.DE	NIA	York Road EW, LLC	Ownership	64.800	New York Life Insurance Company	
		.00000					2001 EW LLC	.DE	NIA	York Road EW, LLC	Ownership	100.000	New York Life Insurance Company	
		.00000					2122 EW LLC	.DE	NIA	York Road EW, LLC	Ownership	100.000	New York Life Insurance Company	
		.00000					MIREF Saddle River LLC	.DE	NIA	Madison Core Property Fund LLC	Ownership	100.000	New York Life Insurance Company	
		.00000					Via Verde San Dimas, LLC	.DE	NIA	Madison Core Property Fund LLC	Ownership	100.000	New York Life Insurance Company	
		.00000					MIREF DC Corp.	.DE	NIA	Madison Core Property Fund LLC	Ownership	100.000	New York Life Insurance Company	
		.00000					MIREF L Street, LLC	.DE	NIA	MIREF DC Corp.	Ownership	100.000	New York Life Insurance Company	
		.00000					1901 L Street Corp.	.DE	NIA	Madison Core Property Fund LLC	Ownership	100.000	New York Life Insurance Company	
		.00000					1901 L Street LLC	.DC	NIA	1901 L Street Corp.	Ownership	100.000	New York Life Insurance Company	
		.00000					MIREF Newpoint Commons, LLC	.DE	NIA	Madison Core Property Fund LLC	Ownership	100.000	New York Life Insurance Company	
		.00000					MIREF Carol Point, LLC	.DE	NIA	Madison Core Property Fund LLC	Ownership	100.000	New York Life Insurance Company	
		.00000					MIREF Northsight, LLC	.DE	NIA	Madison Core Property Fund LLC	Ownership	100.000	New York Life Insurance Company	
		.00000					MIREF Riverside, LLC	.DE	NIA	Madison Core Property Fund LLC	Ownership	100.000	New York Life Insurance Company	
		.00000					MIREF Corporate Woods, LLC	.DE	NIA	Madison Core Property Fund LLC	Ownership	100.000	New York Life Insurance Company	
		.00000					MIREF Bedminster, LLC	.DE	NIA	Madison Core Property Fund LLC	Ownership	100.000	New York Life Insurance Company	
		.00000					MIREF Bartons Creek, LLC	.DE	NIA	Madison Core Property Fund LLC	Ownership	100.000	New York Life Insurance Company	
		.00000					Bartons Lodge Apartments, LLC	.DE	NIA	MIREF Bartons Creek, LLC	Ownership	90.000	New York Life Insurance Company	
		.00000					MIREF Marketpointe, LLC	.DE	NIA	Madison Core Property Fund LLC	Ownership	100.000	New York Life Insurance Company	
		.00000					MIREF 101 East Crossroads, LLC	.DE	NIA	Madison Core Property Fund LLC	Ownership	100.000	New York Life Insurance Company	
		.00000					101 East Crossroads, LLC	.DE	NIA	MIREF 101 East Crossroads, LLC	Ownership	100.000	New York Life Insurance Company	
		.00000					MIREF Waterview, LLC	.DE	NIA	Madison Core Property Fund LLC	Ownership	100.000	New York Life Insurance Company	
		.00000					MIREF Chain Bridge, LLC	.DE	NIA	Madison Core Property Fund LLC	Ownership	100.000	New York Life Insurance Company	
		.00000					1991 Chain Bridge Road, LLC	.DE	NIA	MIREF Chain Bridge, LLC	Ownership	100.000	New York Life Insurance Company	
		.00000					MIREF Aptakisic, LLC	.DE	NIA	Madison Core Property Fund LLC	Ownership	100.000	New York Life Insurance Company	
		.00000					Aptakisic Creek Corporate Park, LLC	.DE	NIA	MIREF Aptakisic, LLC	Ownership	100.000	New York Life Insurance Company	
		.00000					MIREF 250 Montgomery, LLC	.DE	NIA	Madison Core Property Fund LLC	Ownership	100.000	New York Life Insurance Company	
		.00000					MIREF Hawthorne, LLC	.DE	NIA	Madison Core Property Fund LLC	Ownership	100.000	New York Life Insurance Company	
		.00000					MIREF Auburn 277, LLC	.DE	NIA	Madison Core Property Fund LLC	Ownership	100.000	New York Life Insurance Company	
		.00000					MIREF Sumner North, LLC	.DE	NIA	Madison Core Property Fund LLC	Ownership	100.000	New York Life Insurance Company	
		.00000					MIREF Wellington, LLC	.DE	NIA	Madison Core Property Fund LLC	Ownership	100.000	New York Life Insurance Company	
		.00000					MIREF Warner Center, LLC	.DE	NIA	Madison Core Property Fund LLC	Ownership	100.000	New York Life Insurance Company	
		.00000					MADISON-IND Valley Business Park CA LLC	.DE	NIA	Madison Core Property Fund LLC	Ownership	100.000	New York Life Insurance Company	
		.00000					MADISON-IND Assateague MD LLC	.DE	NIA	Madison Core Property Fund LLC	Ownership	100.000	New York Life Insurance Company	
		.00000					MADISON-SP Assateague LLC	.DE	NIA	MADISON-IND Assateague MD LLC	Ownership	90.000	New York Life Insurance Company	
		.00000					MADISON-MF Duluth GA LLC	.DE	NIA	Madison Core Property Fund LLC	Ownership	100.000	New York Life Insurance Company	
		.00000					MADISON-MF Casa Santa Fe AZ LLC	.DE	NIA	Madison Core Property Fund LLC	Ownership	100.000	New York Life Insurance Company	
		.00000					MADISON-MF Cabrillo AZ LLC	.DE	NIA	Madison Core Property Fund LLC	Ownership	100.000	New York Life Insurance Company	
		.00000					MADISON-OFc Centerstone I CA LLC	.DE	NIA	Madison Core Property Fund LLC	Ownership	100.000	New York Life Insurance Company	

SCHEDULE Y
PART 1A - DETAIL OF INSURANCE HOLDING COMPANY SYSTEM

1	2	3	4	5	6	7	8	9	10	11	12	13	14	15
Group Code	Group Name	NAIC Company Code	ID Number	Federal RSSD	CIK	Name of Securities Exchange if Publicly Traded (U.S. or International)	Names of Parent, Subsidiaries Or Affiliates	Domi-ciliary Location	Relation-ship to Reporting Entity	Directly Controlled by (Name of Entity/Person)	Type of Control (Ownership, Board, Management, Attorney-in-Fact, Influence, Other)	If Control is Owner-ship Provide Percen-tage	Ultimate Controlling Entity(ies)/Person(s)	*
	00000	MADISON-RTL Centerstone II CA LLCDE.....	..NIA.....	Madison Core Property Fund LLC	Ownership.....	100.000	New York Life Insurance Company
	00000	MADISON-OFC Centerstone III CA LLCDE.....	..NIA.....	Madison Core Property Fund LLC	Ownership.....	100.000	New York Life Insurance Company
	00000	MADISON-MOB Centerstone IV CA LLCDE.....	..NIA.....	Madison Core Property Fund LLC	Ownership.....	100.000	New York Life Insurance Company
	00000	MADISON-OFC Canyon Commons CA LLCDE.....	..NIA.....	Madison Core Property Fund LLC	Ownership.....	100.000	New York Life Insurance Company
	00000	MADISON-OFC Centerpoint Plaza CA LLCDE.....	..NIA.....	Madison Core Property Fund LLC	Ownership.....	100.000	New York Life Insurance Company
	00000	MADISON-IND Logistics NC LLCDE.....	..NIA.....	Madison Core Property Fund LLC	Ownership.....	100.000	New York Life Insurance Company
	00000	MCPF-LRC Logistics LLCDE.....	..NIA.....	MADISON-IND Logistics NC LLC	Ownership.....	90.000	New York Life Insurance Company
	00000	MADISON-MF Desert Mirage AZ LLCDE.....	..NIA.....	Madison Core Property Fund LLC	Ownership.....	100.000	New York Life Insurance Company
	00000	MADISON-OFC One Main Place OR LLCDE.....	..NIA.....	Madison Core Property Fund LLC	Ownership.....	100.000	New York Life Insurance Company
	00000	MADISON-IND Fenton MO LLCDE.....	..NIA.....	Madison Core Property Fund LLC	Ownership.....	100.000	New York Life Insurance Company
	00000	MADISON-IND Hitzert Roadway MO LLCDE.....	..NIA.....	Madison Core Property Fund LLC	Ownership.....	100.000	New York Life Insurance Company
	00000	McMorgan Northern California Value Add/Development Fund I, L.P.DE.....	..NIA.....	NYLIM Holdings NCVAD, GP, LLC	Ownership.....	50.000	New York Life Insurance Company
	00000	0001570433	MNCVAD-IND Greenwood CA LLCDE.....	..NIA.....	McMorgan Northern California Value Add/Development Fund I, L.P.	Ownership.....	100.000	New York Life Insurance Company
	00000	MNCVAD-IND Concourse CA LLCDE.....	..NIA.....	McMorgan Northern California Value Add/Development Fund I, L.P.	Ownership.....	100.000	New York Life Insurance Company
	00000	MNCVAD-IND Norris Canyon CA LLCDE.....	..NIA.....	McMorgan Northern California Value Add/Development Fund I, L.P.	Ownership.....	100.000	New York Life Insurance Company
	00000	MNCVAD-CP Norris Canyon LLCDE.....	..NIA.....	MNCVAD-IND Norris Canyon CA LLC	Ownership.....	94.000	New York Life Insurance Company
	00000	MNCVAD-OFC 2665 North First CA LLCDE.....	..NIA.....	McMorgan Northern California Value Add/Development Fund I, L.P.	Ownership.....	100.000	New York Life Insurance Company
	00000	MNCVAD-SEAGATE 2665 North First LLCDE.....	..NIA.....	MNCVAD-OFC 2665 North First CA LLC	Ownership.....	90.000	New York Life Insurance Company
	00000	MNCVAD-IND Petaluma CA LLCDE.....	..NIA.....	McMorgan Northern California Value Add/Development Fund I, L.P.	Ownership.....	100.000	New York Life Insurance Company
	00000	New York Life Investment Management Holdings International S.á.r.l.LUX.....	..NIA.....	New York Life Investment Management Holdings LLC	Ownership.....	100.000	New York Life Insurance Company
	00000	New York Life Investment Management Holdings II International S.á.r.l.LUX.....	..NIA.....	New York Life Investment Management Holdings International S.á.r.l.	Ownership.....	100.000	New York Life Insurance Company
	00000	New York Life Investment Management Global Holdings S.á.r.l.LUX.....	..NIA.....	New York Life Investment Management Holdings II International S.á.r.l.	Ownership.....	100.000	New York Life Insurance Company
	00000	Candriam Luxco S.á.r.l.LUX.....	..NIA.....	New York Life Investment Management Global Holdings S.á.r.l.	Ownership.....	100.000	New York Life Insurance Company
	00000	Candriam Luxembourg, partnership limited by sharesLUX.....	..NIA.....	New York Life Investment Management Global Holdings S.á.r.l.	Ownership.....	97.960	New York Life Insurance Company
	00000	Ausbil Investment Management LimitedAUS.....	..NIA.....	New York Life Investment Management Global Holdings S.á.r.l.	Ownership.....	72.310	New York Life Insurance Company
	00000	Ausbil Australia Pty. Ltd.AUS.....	..NIA.....	Ausbil Investment Management Limited	Ownership.....	100.000	New York Life Insurance Company
	00000	Ausbil Asset Management Pty. Ltd.AUS.....	..NIA.....	Ausbil Investment Management Limited	Ownership.....	100.000	New York Life Insurance Company
	00000	ISPT HoldingBEL.....	..NIA.....	Ausbil Investment Management Limited	Ownership.....	0.039	New York Life Insurance Company
	00000	AUSBIL IT - Australian Geared EquityAUS.....	..NIA.....	Ausbil Investment Management Limited	Influence.....	0.000	New York Life Insurance Company4.....
	00000	BIL Prime Advanced Cash + 100LUX.....	..NIA.....	Candriam Luxembourg, partnership limited by shares	Ownership.....	29.990	New York Life Insurance Company
	00000	BIL Prime Advanced Cash + 100LUX.....	..NIA.....	Candriam Belgium, public limited company	Ownership.....	26.750	New York Life Insurance Company
	00000	Candriam France, simplified joint-stock companyFRA.....	..NIA.....	Candriam Luxembourg, partnership limited by shares	Ownership.....	100.000	New York Life Insurance Company
	00000	Candriam DublinJRL.....	..NIA.....	Candriam France, simplified joint-stock company	Ownership.....	100.000	New York Life Insurance Company
	00000	Candriam Belgium public limited companyBEL.....	..NIA.....	Candriam Luxembourg, partnership limited by shares	Ownership.....	99.990	New York Life Insurance Company

SCHEDULE Y
PART 1A - DETAIL OF INSURANCE HOLDING COMPANY SYSTEM

1	2	3	4	5	6	7	8	9	10	11	12	13	14	15
Group Code	Group Name	NAIC Company Code	ID Number	Federal RSSD	CIK	Name of Securities Exchange if Publicly Traded (U.S. or International)	Names of Parent, Subsidiaries Or Affiliates	Domi-ciliary Location	Relation-ship to Reporting Entity	Directly Controlled by (Name of Entity/Person)	Type of Control (Ownership, Board, Management, Attorney-in-Fact, Influence, Other)	If Control is Owner-ship Provide Per-cent-age	Ultimate Controlling Entity(ies)/Person(s)	*
		..00000					Candriam Belgium public limited company	..BEL	..NIA	New York Life Investment Management Global Holdings S.á.r.l.	Ownership	..0.010	New York Life Insurance Company	
		..00000					Candriam Treasury Management	..FRA	..NIA	Candriam Belgium public limited company	Ownership	..6.450	New York Life Insurance Company	
		..00000					Candriam Treasury Management	..FRA	..NIA	Candriam France, simplified joint-stock company	Ownership	..7.460	New York Life Insurance Company	
		..00000					Cordius CIG	..LUX	..NIA	Candriam Luxembourg, partnership limited by shares	Ownership	..50.020	New York Life Insurance Company	
		..00000					Cordius CIG	..LUX	..NIA	Candriam Belgium public limited company	Ownership	..24.990	New York Life Insurance Company	
		..00000					Cordius CIG	..LUX	..NIA	Candriam France, simplified joint-stock company	Ownership	..24.990	New York Life Insurance Company	
		..00000					NYLIM-GCR Fund I, LLC	..DE	..NIA	New York Life Investment Management LLC	Ownership	..50.000	New York Life Insurance Company	
		..00000					NYLIM Fund II GP, LLC	..DE	..NIA	New York Life Investment Management LLC	Ownership	..100.000	New York Life Insurance Company	
		..00000			0001355337		NYLIM Real Estate Mezzanine Fund II, LP	..DE	..NIA	NYLIM Fund II GP, LLC	Ownership	..100.000	New York Life Insurance Company	
		..00000					NYLIM-TND, LLC	..DE	..NIA	NYLIM Real Estate Mezzanine Fund II, LP	Ownership	..100.000	New York Life Insurance Company	
		..00000					NYLIM-DCM, LLC	..DE	..NIA	NYLIM Real Estate Mezzanine Fund II, LP	Ownership	..100.000	New York Life Insurance Company	
		..00000					NYLIM-MM, LLC	..DE	..NIA	NYLIM-DCM, LLC	Ownership	..100.000	New York Life Insurance Company	
		..00000					DCM-N, LLC	..DE	..NIA	NYLIM-MM, LLC	Ownership	..80.000	New York Life Insurance Company	
		..00000					DCM-N, LLC	..DE	..NIA	NYLIM RE Mezzanine Fund II Investment Corporation	Ownership	..20.000	New York Life Insurance Company	
		..00000					DCM Warehouse Series A, LLC	..DE	..NIA	DCM-N, LLC	Ownership	..100.000	New York Life Insurance Company	
		..00000					DCM Warehouse Series One, LLC	..DE	..NIA	DCM Warehouse Series A, LLC	Ownership	..100.000	New York Life Insurance Company	
		..00000					Sixteen West Savannah, LLC	..IN	..NIA	DCM Warehouse Series One, LLC	Ownership	..100.000	New York Life Insurance Company	
		..00000					Metropolis II Construction, LLC	..DE	..NIA	DCM Warehouse Series One, LLC	Ownership	..100.000	New York Life Insurance Company	
		..00000					Streets Las Vegas, L.L.C.	..AZ	..NIA	DCM Warehouse Series One, LLC	Ownership	..90.000	New York Life Insurance Company	
		..00000					NYLIM RE Mezzanine Fund II Investment Corporation	..DE	..NIA	NYLIM Real Estate Mezzanine Fund II, LP	Ownership	..100.000	New York Life Insurance Company	
		..00000			0001406803		WFHG, GP LLC	..DE	..NIA	New York Life Investment Management LLC	Ownership	..50.000	New York Life Insurance Company	
		..00000					Workforce Housing Fund I - 2007, LP	..DE	..NIA	WFHG, GP LLC	Ownership	..100.000	New York Life Insurance Company	
		..00000					NYLCAP Holdings (Mauritius) LLC	..MUS	..NIA	New York Life Investment Management Holdings LLC	Ownership	..100.000	New York Life Insurance Company	
		..00000					Jacob Ballas Capital India PVT, LTD	..MUS	..NIA	NYLCAP Holdings (Mauritius) LLC	Ownership	..23.300	New York Life Insurance Company	
		..00000					Evolvence Asset Management, Ltd.	..JND	..NIA	GoldPoint Partners LLC	Ownership	..24.500	New York Life Insurance Company	
		..00000	13-4091043		0001292892		GoldPoint Partners LLC	..DE	..NIA	New York Life Investment Management Holdings LLC	Ownership	..100.000	New York Life Insurance Company	
		..00000					NYLCAP 2010 Co-Invest GenPar GP, LLC	..DE	..NIA	GoldPoint Partners LLC	Ownership	..100.000	New York Life Insurance Company	
		..00000					NYLCAP 2010 Co-Invest GenPar L.P.	..DE	..NIA	NYLCAP 2010 Co-Invest GenPar GP, LLC	Ownership	..100.000	New York Life Insurance Company	
		..00000					NYLCAP 2010 Co-Invest L.P.	..DE	..NIA	NYLCAP 2010 Co-Invest GenPar L.P.	Ownership	..100.000	New York Life Insurance Company	
		..00000					NYLCAP 2010 Co-Invest ECI Blocker Holdco A L.P.	..DE	..NIA	NYLCAP 2010 Co-Invest L.P.	Ownership	..100.000	New York Life Insurance Company	
		..00000					NYLCAP 2010 Co-Invest ECI Blocker A L.P.	..DE	..NIA	NYLCAP 2010 Co-Invest ECI Blocker Holdco A L.P.	Ownership	..100.000	New York Life Insurance Company	
		..00000					NYLCAP 2010 Co-Invest ECI Blocker Holdco B L.P.	..DE	..NIA	NYLCAP 2010 Co-Invest ECI Blocker Holdco B L.P.	Ownership	..100.000	New York Life Insurance Company	
		..00000					NYLCAP 2010 Co-Invest ECI Blocker B L.P.	..DE	..NIA	NYLCAP 2010 Co-Invest L.P.	Ownership	..100.000	New York Life Insurance Company	
		..00000					NYLCAP 2010 Co-Invest ECI Blocker Holdco C L.P.	..DE	..NIA	NYLCAP 2010 Co-Invest ECI Blocker Holdco B L.P.	Ownership	..100.000	New York Life Insurance Company	
		..00000					NYLCAP 2010 Co-Invest ECI Blocker C L.P.	..DE	..NIA	NYLCAP 2010 Co-Invest L.P.	Ownership	..100.000	New York Life Insurance Company	
		..00000					NYLCAP 2010 Co-Invest ECI Blocker C L.P.	..DE	..NIA	NYLCAP 2010 Co-Invest ECI Blocker Holdco C L.P.	Ownership	..100.000	New York Life Insurance Company	
		..00000					NYLCAP 2010 Co-Invest ECI Blocker Holdco E L.P.	..DE	..NIA	NYLCAP 2010 Co-Invest L.P.	Ownership	..100.000	New York Life Insurance Company	

SCHEDULE Y
PART 1A - DETAIL OF INSURANCE HOLDING COMPANY SYSTEM

1	2	3	4	5	6	7	8	9	10	11	12	13	14	15
Group Code	Group Name	NAIC Company Code	ID Number	Federal RSSD	CIK	Name of Securities Exchange if Publicly Traded (U.S. or International)	Names of Parent, Subsidiaries Or Affiliates	Domiciliary Location	Relationship to Reporting Entity	Directly Controlled by (Name of Entity/Person)	Type of Control (Ownership, Board, Management, Attorney-in-Fact, Influence, Other)	If Control is Ownership Provide Percentage	Ultimate Controlling Entity(ies)/Person(s)	*
		.00000					NYLCAP 2010 Co-Invest ECI Blocker E L.P. ...	DE	NIA	NYLCAP 2010 Co-Invest ECI Blocker Holdco E L.P.	Ownership.....	100.000	New York Life Insurance Company	
		.00000					NYLCAP 2010 Co-Invest ECI Blocker Holdco F L.P.	DE	NIA	NYLCAP 2010 Co-Invest L.P.	Ownership.....	100.000	New York Life Insurance Company	
		.00000					NYLCAP 2010 Co-Invest ECI Blocker F L.P. ...	DE	NIA	NYLCAP 2010 Co-Invest ECI Blocker Holdco F L.P.	Ownership.....	100.000	New York Life Insurance Company	
		.00000					NYLCAP 2010 Co-Invest ECI Blocker Holdco G L.P.	DE	NIA	NYLCAP 2010 Co-Invest L.P.	Ownership.....	100.000	New York Life Insurance Company	
		.00000					NYLCAP 2010 Co-Invest ECI Blocker G L.P.	DE	NIA	NYLCAP 2010 Co-Invest ECI Blocker Holdco G L.P.	Ownership.....	100.000	New York Life Insurance Company	
		.00000	13-4091045		0001513540		New York Life Capital Partners, LLC	DE	NIA	GoldPoint Partners LLC	Ownership.....	100.000	New York Life Insurance Company	
		.00000			0001513533		New York Life Capital Partners, LP	DE	NIA	New York Life Capital Partners, LLC	Ownership.....	100.000	New York Life Insurance Company	
		.00000			0001293285		New York Life Capital Partners II, LLC	DE	NIA	GoldPoint Partners LLC	Ownership.....	100.000	New York Life Insurance Company	
		.00000			0001293286		New York Life Capital Partners II, LP	DE	NIA	New York Life Capital Partners II, LLC ...	Ownership.....	100.000	New York Life Insurance Company	
		.00000					New York Life Capital Partners III GenPar GP, LLC	DE	NIA	GoldPoint Partners LLC	Ownership.....	100.000	New York Life Insurance Company	
		.00000					New York Life Capital Partners III GenPar, LP	DE	NIA	New York Life Capital Partners III GenPar GP, LLC	Ownership.....	100.000	New York Life Insurance Company	
		.00000					New York Life Capital Partners III, LP	DE	NIA	New York Life Capital Partners III GenPar, LP	Ownership.....	100.000	New York Life Insurance Company	
		.00000					NYLCAP III RBG Corp.	DE	NIA	New York Life Capital Partners III GenPar, LP	Ownership.....	100.000	New York Life Insurance Company	
		.00000					New York Life Capital Partners III-A, LP	DE	NIA	New York Life Capital Partners III GenPar, LP	Ownership.....	100.000	New York Life Insurance Company	
		.00000					NYLCAP III-A RBG Corp.	DE	NIA	New York Life Capital Partners III-A, LP	Ownership.....	100.000	New York Life Insurance Company	
		.00000					New York Life Capital Partners IV GenPar GP, LLC	DE	NIA	GoldPoint Partners LLC	Ownership.....	100.000	New York Life Insurance Company	
		.00000					New York Life Capital Partners IV GenPar, LP	DE	NIA	New York Life Capital Partners IV GenPar GP, LLC	Ownership.....	100.000	New York Life Insurance Company	
		.00000					New York Life Capital Partners IV, LP	DE	NIA	New York Life Capital Partners IV GenPar, LP	Ownership.....	100.000	New York Life Insurance Company	
		.00000					New York Life Capital Partners IV-A, LP	DE	NIA	New York Life Capital Partners IV GenPar, LP	Ownership.....	100.000	New York Life Insurance Company	
		.00000					GoldPoint Partners Co-Investment V GenPar GP LLC	DE	NIA	GoldPoint Partners LLC	Ownership.....	100.000	New York Life Insurance Company	
		.00000					GoldPoint Partner Co-Investment V GenPar, L.P.	DE	NIA	GoldPoint Partners Co-Investment V GenPar GP LLC	Ownership.....	100.000	New York Life Insurance Company	
		.00000			0001562188		GoldPoint Partner Co-Investment V, L.P.	DE	NIA	NYLCAP Co-Investment Partners V GenPar, L.P.	Ownership.....	100.000	New York Life Insurance Company	
		.00000					GoldPoint Partners Co-Investment V ECI Blocker Holdco A, LP	DE	NIA	GoldPoint Partners Co-Investment V, LP ...	Ownership.....	100.000	New York Life Insurance Company	
		.00000					GoldPoint Partners Co-Investment V ECI Blocker A, LP	DE	NIA	GoldPoint Partners Co-Investment V ECI Blocker Holdco A, LP	Ownership.....	100.000	New York Life Insurance Company	
		.00000					GoldPoint Partners Co-Investment V ECI Blocker Holdco B, LP	DE	NIA	GoldPoint Partners Co-Investment V, LP ...	Ownership.....	100.000	New York Life Insurance Company	
		.00000					GoldPoint Partners Co-Investment V ECI Blocker B, LP	DE	NIA	GoldPoint Partners Co-Investment V ECI Blocker Holdco B, LP	Ownership.....	100.000	New York Life Insurance Company	
		.00000					GoldPoint Partners Co-Investment V ECI Blocker Holdco C, LP	DE	NIA	GoldPoint Partners Co-Investment V, LP ...	Ownership.....	100.000	New York Life Insurance Company	
		.00000					GoldPoint Partners Co-Investment V ECI Blocker C, LP	DE	NIA	GoldPoint Partners Co-Investment V ECI Blocker Holdco C, LP	Ownership.....	100.000	New York Life Insurance Company	

SCHEDULE Y
PART 1A - DETAIL OF INSURANCE HOLDING COMPANY SYSTEM

1	2	3	4	5	6	7	8	9	10	11	12	13	14	15
Group Code	Group Name	NAIC Company Code	ID Number	Federal RSSD	CIK	Name of Securities Exchange if Publicly Traded (U.S. or International)	Names of Parent, Subsidiaries Or Affiliates	Domiciliary Location	Relationship to Reporting Entity	Directly Controlled by (Name of Entity/Person)	Type of Control (Ownership, Board, Management, Attorney-in-Fact, Influence, Other)	If Control is Ownership Provide Percentage	Ultimate Controlling Entity(ies)/Person(s)	*
		..00000					GoldPoint Partners Co-Investment V ECI	..DE	..NIA	GoldPoint Partners Co-Investment V, LP	Ownership.....	..100.000	New York Life Insurance Company	
		..00000					Blocker Holdco D, LP	..DE	..NIA	GoldPoint Partners Co-Investment V ECI	Ownership.....	..100.000	New York Life Insurance Company	
		..00000					GoldPoint Partners Co-Investment V ECI	..DE	..NIA	Blocker Holdco D, LP	Ownership.....	..100.000	New York Life Insurance Company	
		..00000					Blocker D, LP	..DE	..NIA	GoldPoint Partners LLC	Ownership.....	..100.000	New York Life Insurance Company	
		..00000					NYLCAP India Funding LLC	..DE	..NIA					
		..00000					NYLIM-JB Asset Management Co. (Mauritius) LLC	..MUS	..NIA	NYLCAP India Funding LLC	Ownership.....	..24.660	New York Life Insurance Company	..5
		..00000			0001356865		New York Life Investment Management India Fund II, LLC (Mauritius)	..MUS	..NIA	NYLIM-JB Asset Management Co. (Mauritius) LLC	Ownership.....	..100.000	New York Life Insurance Company	
		..00000					New York Life Investment Management India Fund (FVCI) II, LLC (Mauritius)	..MUS	..NIA	New York Life Investment Management India Fund II, LLC (Mauritius)	Ownership.....	..100.000	New York Life Insurance Company	
		..00000					NYLCAP India Funding III LLC	..DE	..NIA	GoldPoint Partners LLC	Ownership.....	..100.000	New York Life Insurance Company	
		..00000					NYLIM-Jacob Ballas Asset Management Company III, (Mauritius) LLC	..MUS	..NIA					
		..00000					NYLIM Jacob Ballas India Fund III (Mauritius) LLC	..MUS	..NIA	NYLCAP India Funding III LLC	Ownership.....	..24.660	New York Life Insurance Company	..6
		..00000			0001435025		NYLIM Jacob Ballas India Fund III (Mauritius) LLC	..MUS	..NIA	NYLIM-Jacob Ballas Asset Management Company III, LLC	Ownership.....	..100.000	New York Life Insurance Company	
		..00000					NYLIM Jacob Ballas Capital India (FVCI) III (Mauritius) LLC	..MUS	..NIA	NYLIM Jacob Ballas India Fund III (Mauritius) LLC	Ownership.....	..100.000	New York Life Insurance Company	
		..00000					NYLIM Jacob Ballas India (FII) III (Mauritius) LLC	..MUS	..NIA	NYLIM Jacob Ballas India Fund III (Mauritius) LLC	Ownership.....	..100.000	New York Life Insurance Company	
		..00000					NYLIM Jacob Ballas India Holdings IV	..MUS	..NIA	New York Life Investment Management LLC	Ownership.....	..100.000	New York Life Insurance Company	
		..00000			0001513541		NYLIM Mezzanine GenPar GP, LLC	..DE	..NIA	GoldPoint Partners LLC	Ownership.....	..100.000	New York Life Insurance Company	
		..00000			0001513539		NYLIM Mezzanine GenPar, LP	..DE	..NIA	NYLIM Mezzanine GenPar GP, LLC	Ownership.....	..100.000	New York Life Insurance Company	
		..00000					New York Life Investment Management Mezzanine Partners, LP	..DE	..NIA	NYLIM Mezzanine GenPar, LP	Ownership.....	..100.000	New York Life Insurance Company	
		..00000			0001259536		NYLIM Mezzanine Partners Parallel Fund LP	..DE	..NIA	NYLIM Mezzanine GenPar, LP	Ownership.....	..100.000	New York Life Insurance Company	
		..00000					NYLIM Mezzanine Partners II GenPar GP, LLC	..DE	..NIA					
		..00000						..CYM	..NIA	GoldPoint Partners LLC	Ownership.....	..100.000	New York Life Insurance Company	
		..00000					NYLIM Mezzanine Offshore Partners II, LP	..CYM	..NIA	NYLIM Mezzanine Partners II GenPar GP, LLC	Ownership.....	..100.000	New York Life Insurance Company	
		..00000						..DE	..NIA	NYLIM Mezzanine Partners II GenPar GP, LLC	Ownership.....	..100.000	New York Life Insurance Company	
		..00000					NYLIM Mezzanine Partners II GenPar, LP	..DE	..NIA					
		..00000					New York Life Investment Management Mezzanine Partners II, LP	..DE	..NIA	NYLIM Mezzanine Partners II GenPar, LP	Ownership.....	..100.000	New York Life Insurance Company	
		..00000						..LUX	..NIA	New York Life Investment Management Mezzanine Partners II, LP	Ownership.....	..100.000	New York Life Insurance Company	
		..00000					NYLIM Mezzanine II Luxco S.a.r.l.	..LUX	..NIA					
		..00000			0001387095		NYLIM Mezzanine Partners II Parallel Fund, LP	..DE	..NIA	NYLIM Mezzanine Partners II GenPar, LP	Ownership.....	..100.000	New York Life Insurance Company	
		..00000					NYLIM Mezzanine II Parallel Luxco S.a.r.l.	..LUX	..NIA	NYLIM Mezzanine Partners II Parallel Fund, LP	Ownership.....	..100.000	New York Life Insurance Company	
		..00000						..CAN	..NIA	NYLIM Mezzanine II Parallel Luxco S.a.r.l.	Ownership.....	..27.000	New York Life Insurance Company	
		..00000					Voice Holdco Ltd.	..CAN	..NIA					
		..00000					NYLCAP Mezzanine Partners III GenPar GP, LLC	..DE	..NIA	GoldPoint Partners LLC	Ownership.....	..100.000	New York Life Insurance Company	
		..00000					NYLCAP Mezzanine Offshore Partners III, LP	..DE	..NIA	NYLCAP Mezzanine Partners III GenPar GP, LLC	Ownership.....	..100.000	New York Life Insurance Company	
		..00000						..DE	..NIA	NYLCAP Mezzanine Partners III GenPar GP, LLC	Ownership.....	..100.000	New York Life Insurance Company	
		..00000					NYLCAP Mezzanine Partners III GenPar, LP	..DE	..NIA					
		..00000					NYLCAP Mezzanine III Luxco S.a.r.l.	..LUX	..NIA	NYLCAP Mezzanine Partners III, LP	Ownership.....	..100.000	New York Life Insurance Company	
		..00000						..DE	..NIA	NYLCAP Mezzanine Partners III GenPar, LP	Ownership.....	..100.000	New York Life Insurance Company	

SCHEDULE Y
PART 1A - DETAIL OF INSURANCE HOLDING COMPANY SYSTEM

1	2	3	4	5	6	7	8	9	10	11	12	13	14	15
Group Code	Group Name	NAIC Company Code	ID Number	Federal RSSD	CIK	Name of Securities Exchange if Publicly Traded (U.S. or International)	Names of Parent, Subsidiaries Or Affiliates	Domi-ciliary Location	Relation-ship to Reporting Entity	Directly Controlled by (Name of Entity/Person)	Type of Control (Ownership, Board, Management, Attorney-in-Fact, Influence, Other)	If Control is Owner-ship Provide Perce-ntage	Ultimate Controlling Entity(ies)/Person(s)	*
		..00000			0001482545		NYLCAP Mezzanine Partners III, LP	..DE	..NIA	NYLCAP Mezzanine Partners III GenPar, LP	Ownership.....	..100.000	New York Life Insurance Company	
		..00000			0001539552		NYLCAP Mezzanine Partners III Parallel Fund, LP	..DE	..NIA	NYLCAP Mezzanine Partners III GenPar, LP	Ownership.....	..100.000	New York Life Insurance Company	
		..00000					NYLCAP Mezzanine Partners III 2012 Co-Invest, LP	..DE	..NIA	NYLCAP Mezzanine Partners III GenPar, LP	Ownership.....	..100.000	New York Life Insurance Company	
		..00000					NYLCAP Mezzanine Partners III 2012 Luxco S.a.r.l	..LUX	..NIA	NYLCAP Mezzanine Partners III 2012 Co-Invest, LP	Ownership.....	..100.000	New York Life Insurance Company	
		..00000			0001483925		NYLCAP Mezzanine Partners III 2012 Co-Invest ECI Blocker Holdco A, LP	..DE	..NIA	NYLCAP Mezzanine Partners III 2012 Co-Invest, LP	Ownership.....	..100.000	New York Life Insurance Company	
		..00000					NYLCAP Mezzanine Partners III 2012 Co-Invest ECI Blocker A, LP	..DE	..NIA	NYLCAP Mezzanine Partners III 2012 Co-Invest ECI Blocker Holdco A, LP	Ownership.....	..100.000	New York Life Insurance Company	
		..00000					NYLCAP Mezzanine Partners III 2012 Co-Invest ECI Blocker Holdco B, LP	..DE	..NIA	NYLCAP Mezzanine Partners III 2012 Co-Invest, LP	Ownership.....	..100.000	New York Life Insurance Company	
		..00000					NYLCAP Mezzanine Partners III 2012 Co-Invest ECI Blocker B, LP	..DE	..NIA	NYLCAP Mezzanine Partners III 2012 Co-Invest ECI Blocker Holdco B, LP	Ownership.....	..100.000	New York Life Insurance Company	
		..00000					NYLCAP Mezzanine Partners III 2012 Co-Invest ECI Blocker Holdco C, LP	..DE	..NIA	NYLCAP Mezzanine Partners III 2012 Co-Invest, LP	Ownership.....	..100.000	New York Life Insurance Company	
		..00000					NYLCAP Mezzanine Partners III 2012 Co-Invest ECI Blocker C, LP	..DE	..NIA	NYLCAP Mezzanine Partners III 2012 Co-Invest ECI Blocker Holdco C, LP	Ownership.....	..100.000	New York Life Insurance Company	
		..00000					NYLCAP Mezzanine Partners III 2012 Co-Invest ECI Blocker Holdco D, LP	..DE	..NIA	NYLCAP Mezzanine Partners III 2012 Co-Invest, LP	Ownership.....	..100.000	New York Life Insurance Company	
		..00000					NYLCAP Mezzanine Partners III 2012 Co-Invest ECI Blocker D, LP	..DE	..NIA	NYLCAP Mezzanine Partners III 2012 Co-Invest ECI Blocker Holdco D, LP	Ownership.....	..100.000	New York Life Insurance Company	
		..00000					NYLCAP Mezzanine Partners III 2012 Co-Invest ECI Blocker Holdco E, LP	..DE	..NIA	NYLCAP Mezzanine Partners III 2012 Co-Invest, LP	Ownership.....	..100.000	New York Life Insurance Company	
		..00000					NYLCAP Mezzanine Partners III 2012 Co-Invest ECI Blocker E, LP	..DE	..NIA	NYLCAP Mezzanine Partners III 2012 Co-Invest ECI Blocker Holdco E, LP	Ownership.....	..100.000	New York Life Insurance Company	
		..00000					C.B. Fleet TopCo, LLC	..DE	..NIA	NYLCAP Mezzanine Partners III 2012 Co-Invest ECI Blocker Holdco C, LP	Ownership.....	..17.000	New York Life Insurance Company	
		..00000					GoldPoint Partners Mezzanine IV GenPar GP, LLC	..DE	..NIA	GoldPoint Mezzanine Fund IV	Ownership.....	..100.000	New York Life Insurance Company	
		..00000					NYLCAP Select Manager GenPar GP, LLC	..DE	..NIA	GoldPoint Partners LLC	Ownership.....	..100.000	New York Life Insurance Company	
		..00000					NYLCAP Select Manager GenPar, LP	..DE	..NIA	NYLCAP Select Manager GenPar GP, LLC	Ownership.....	..100.000	New York Life Insurance Company	
		..00000			0001441093		NYLCAP Select Manager Fund, LP	..DE	..NIA	NYLCAP Select Manager GenPar, LP	Ownership.....	..100.000	New York Life Insurance Company	
		..00000					NYLCAP Select Manager Cayman Fund, LP	..CYM	..NIA	NYLCAP Select Manager GenPar GP, LLC	Ownership.....	..100.000	New York Life Insurance Company	
		..00000					NYLCAP Canada GenPar, Inc.	..CAN	..NIA	GoldPoint Partners LLC	Ownership.....	..100.000	New York Life Insurance Company	
		..00000					NYLCAP Select Manager Canada Fund, LP	..CAN	..NIA	NYLCAP Canada GenPar, Inc.	Ownership.....	..100.000	New York Life Insurance Company	
		..00000					NYLCAP Select Manager II GenPar GP, LLC	..DE	..NIA	GoldPoint Partners LLC	Ownership.....	..100.000	New York Life Insurance Company	
		..00000					NYLCAP Select Manager II GenPar GP, L.P.	..CYM	..NIA	NYLCAP Select Manager II GenPar GP, LLC	Ownership.....	..100.000	New York Life Insurance Company	
		..00000			0001520743		NYLCAP Select Manager Fund II, L.P.	..CYM	..NIA	NYLCAP Select Manager II GenPar GP, L.P.	Ownership.....	..100.000	New York Life Insurance Company	
		..00000					NYLCAP Canada II GenPar, Inc.	..CAN	..NIA	GoldPoint Partners LLC	Ownership.....	..100.000	New York Life Insurance Company	
		..00000					NYLCAP Select Manager Canada Fund II, L.P.	..CAN	..NIA	NYLCAP Canada II GenPar, Inc.	Ownership.....	..100.000	New York Life Insurance Company	
		..00000					GoldPoint Partners Select Manager III GenPar GP, LLC	..DE	..NIA	GoldPoint Partners LLC	Ownership.....	..100.000	New York Life Insurance Company	
		..00000					GoldPoint Partners Select Manager III GenPar, L.P.	..CYM	..NIA	GoldPoint Partners Select Manager III GenPar GP, LLC	Ownership.....	..100.000	New York Life Insurance Company	
		..00000					GoldPoint Partners Select Manager Fund III, L.P.	..CYM	..NIA	GoldPoint Partners Select Manager III GenPar, L.P.	Ownership.....	..100.000	New York Life Insurance Company	

SCHEDULE Y
PART 1A - DETAIL OF INSURANCE HOLDING COMPANY SYSTEM

1	2	3	4	5	6	7	8	9	10	11	12	13	14	15
Group Code	Group Name	NAIC Company Code	ID Number	Federal RSSD	CIK	Name of Securities Exchange if Publicly Traded (U.S. or International)	Names of Parent, Subsidiaries Or Affiliates	Domiciliary Location	Relationship to Reporting Entity	Directly Controlled by (Name of Entity/Person)	Type of Control (Ownership, Board, Management, Attorney-in-Fact, Influence, Other)	If Control is Ownership Provide Percentage	Ultimate Controlling Entity(ies)/Person(s)	*
		.00000					Montpelier Carry Parent, LLC	.DE	.NIA	MCF Capital Management LLC	Ownership	100.000	New York Life Insurance Company	
		.00000					Montpelier Carry, LLC	.DE	.NIA	Montpelier Carry Parent, LLC	Ownership	100.000	New York Life Insurance Company	
		.00000					Montpelier GP, LLC	.DE	.NIA	MCF Capital Management LLC	Ownership	100.000	New York Life Insurance Company	
		.00000	90-0938480		0001570694		Montpelier Fund, L.P.	.DE	.NIA	Montpelier GP, LLC	Ownership	100.000	New York Life Insurance Company	
		.00000					NYLIM Flatiron CLO 2004-1 Ltd.	.CYM	.OTH	New York Life Insurance Company	Influence	0.000	New York Life Insurance Company	7
							NYLIM Flatiron CLO 2004-1 Equity Holdings LLC, Series A	.CYM	.OTH	NYLIM Flatiron CLO 2004-1 Ltd.	Influence	0.000	New York Life Insurance Company	7
		.00000					NYLIM Flatiron CLO 2005-1 Ltd.	.CYM	.OTH	New York Life Insurance Company	Influence	0.000	New York Life Insurance Company	7
		.00000					NYLIM Flatiron CLO 2006-1 Ltd.	.CYM	.OTH	New York Life Insurance Company	Influence	0.000	New York Life Insurance Company	7
							NYLIM Flatiron CLO 2006-1 Equity Holdings LLC, Series A	.CYM	.OTH	NYLIM Flatiron CLO 2006-1 Ltd.	Influence	0.000	New York Life Insurance Company	7
		.00000					Flatiron CLO 2007-1 Ltd.	.CYM	.OTH	New York Life Insurance Company	Influence	0.000	New York Life Insurance Company	7
							NYLIM Flatiron CLO 2007-1 Equity Holdings LLC, Series A	.CYM	.OTH	NYLIM Flatiron CLO 2007-1 Ltd.	Influence	0.000	New York Life Insurance Company	7
		.00000					Flatiron CLO 2011-1 Ltd.	.CYM	.OTH	New York Life Insurance Company	Influence	0.000	New York Life Insurance Company	7
		.00000					Flatiron CLO 2012-1 Ltd.	.CYM	.OTH	New York Life Insurance Company	Influence	0.000	New York Life Insurance Company	7
		.00000					Flatiron CLO 2013-1 Ltd.	.CYM	.NIA	New York Life Insurance Company	Influence	0.000	New York Life Insurance Company	7
		.00000					Flatiron CLO 2014-1 Ltd.	.CYM	.NIA	New York Life Insurance Company	Influence	0.000	New York Life Insurance Company	7
		.00000					Flatiron CLO 2014-1 Ltd.	.CYM	.NIA	New York Life Insurance Company	Influence	0.000	New York Life Insurance Company	7
		.00000					Flatiron CLO 2014-2 Ltd.	.CYM	.NIA	New York Life Insurance Company	Influence	0.000	New York Life Insurance Company	7
		.00000					Flatiron CLO 2014-2 Ltd.	.CYM	.NIA	New York Life Insurance Company	Ownership	100.000	New York Life Insurance Company	
		.00000					Flatiron CLO 2015-1 Ltd.	.CYM	.NIA	New York Life Insurance Company	Influence	0.000	New York Life Insurance Company	7
		.00000					Stratford CDO 2001-1 Ltd.	.CYM	.OTH	New York Life Insurance Company	Influence	0.000	New York Life Insurance Company	7
		.00000		4007034			Silverado CLO 2006-II Limited	.CYM	.OTH	New York Life Insurance Company	Influence	0.000	New York Life Insurance Company	7
							Silverado CLO 2006-II Equity Holdings LLC, Series A	.CYM	.OTH	Silverado CLO 2006-II Limited	Influence	0.000	New York Life Insurance Company	7
		.00000					New York Life Funding	.CYM	.OTH	New York Life Insurance Company	Other	0.000	New York Life Insurance Company	8
		.00000					New York Life Global Funding	.DE	.OTH	New York Life Insurance Company	Other	0.000	New York Life Insurance Company	8
		.00000					Martingale Road LLC	.DE	.NIA	New York Life Insurance Company	Ownership	71.469	New York Life Insurance Company	
							UFI-NOR Federal Receivables Trust, Series 2009B	.NY	.OTH	New York Life Insurance Company	Influence	0.000	New York Life Insurance Company	9
		.00000					Government Energy Savings Trust 2003-A	.NY	.OTH	New York Life Insurance Company	Influence	0.000	New York Life Insurance Company	9
		.00000					NYL Equipment Issuance Trust	.DE	.OTH	New York Life Insurance Company	Influence	0.000	New York Life Insurance Company	9
		.00000	86-0742726		0000931809		NYLARC Holding Company Inc.	.AZ	.OTH	New York Life Insurance Company	Influence	0.000	New York Life Insurance Company	10
		.68723	86-0742727				New York Life Agents Reinsurance Company	.AZ	.OTH	NYLARC Holding Company Inc.	Influence	0.000	New York Life Insurance Company	10
										New York Life Investment Management Holdings LLC	Ownership	64.250	New York Life Insurance Company	
		.00000					Private Advisors LLC	.DE	.NIA					
		.00000					Private Advisors Alternative Asset Fund LLC	.DE	.NIA	Private Advisors L.L.C.	Ownership	100.000	New York Life Insurance Company	
		.00000					Alternative Fund LV, LLC	.DE	.NIA	Private Advisors L.L.C.	Ownership	100.000	New York Life Insurance Company	
		.00000					Alternative Fund LV II, LLC	.DE	.NIA	Private Advisors L.L.C.	Ownership	100.000	New York Life Insurance Company	
		.00000					PACIF Carry Parent, LLC	.DE	.NIA	Private Advisors LLC	Ownership	100.000	New York Life Insurance Company	
		.00000					PACIF Carry, LLC	.DE	.NIA	PACIF Carry Parent, LLC	Ownership	100.000	New York Life Insurance Company	
		.00000					PACIF GP, LLC	.DE	.NIA	Private Advisors L.L.C.	Ownership	100.000	New York Life Insurance Company	
		.00000			0001368975		Private Advisors Coinvestment Fund, LP	.DE	.NIA	PACIF GP, LLC	Ownership	100.000	New York Life Insurance Company	
		.00000					PACIF II Carry Parent, LLC	.DE	.NIA	Private Advisors LLC	Ownership	100.000	New York Life Insurance Company	
		.00000					PACIF II Carry, LLC	.DE	.NIA	PACIF II Carry Parent, LLC	Ownership	100.000	New York Life Insurance Company	
		.00000					PACIF II GP, LLC	.DE	.NIA	Private Advisors L.L.C.	Ownership	100.000	New York Life Insurance Company	
		.00000			0001489910		Private Advisors Coinvestment Fund II, LP	.DE	.NIA	PACIF II GP, LLC	Ownership	100.000	New York Life Insurance Company	
		.00000					PACIF III Carry Parent, LLC	.DE	.NIA	Private Advisors LLC	Ownership	100.000	New York Life Insurance Company	
		.00000					PACIF III Carry, LLC	.DE	.NIA	PACIF III Carry Parent, LLC	Ownership	100.000	New York Life Insurance Company	

SCHEDULE Y
PART 1A - DETAIL OF INSURANCE HOLDING COMPANY SYSTEM

1	2	3	4	5	6	7	8	9	10	11	12	13	14	15
Group Code	Group Name	NAIC Company Code	ID Number	Federal RSSD	CIK	Name of Securities Exchange if Publicly Traded (U.S. or International)	Names of Parent, Subsidiaries Or Affiliates	Domiciliary Location	Relationship to Reporting Entity	Directly Controlled by (Name of Entity/Person)	Type of Control (Ownership, Board, Management, Attorney-in-Fact, Influence, Other)	If Control is Ownership Provide Percentage	Ultimate Controlling Entity(ies)/Person(s)	*
		.00000					PACIF III GP, LLC	.DE	NIA	Private Advisors L.L.C.	Ownership	100.000	New York Life Insurance Company	
		.00000	46-1360141		0001562375		Private Advisors Coinvestment Fund III, LP	.DE	NIA	PACIF III GP, LLC	Ownership	100.000	New York Life Insurance Company	
		.00000			0001210098		Private Advisors Distressed Opportunities Fund, L.P.	.DE	NIA	Private Advisors L.L.C.	Ownership	100.000	New York Life Insurance Company	
		.00000			0001327240		Private Advisors Income Fund, L.P.	.DE	NIA	Private Advisors L.L.C.	Ownership	100.000	New York Life Insurance Company	
		.00000					PAPEF Carry Parent, LLC	.DE	NIA	Private Advisors LLC	Ownership	100.000	New York Life Insurance Company	
		.00000					PAPEF Carry, LLC	.DE	NIA	PAPEF Carry Parent, LLC	Ownership	100.000	New York Life Insurance Company	
		.00000			0001140140		Private Advisors Small Company Buyout Fund, L.P.	.DE	NIA	Private Advisors L.L.C.	Ownership	100.000	New York Life Insurance Company	
		.00000					Private Advisors Alternative Small Company Buyout Fund, L.P.	.DE	NIA	Private Advisors L.L.C.	Ownership	100.000	New York Life Insurance Company	
		.00000					Small Company Buyout Blocker Corp.	.DE	NIA	Private Advisors L.L.C.	Ownership	100.000	New York Life Insurance Company	
		.00000					Private Advisors Small Company Buyout Fund, L.P.	.DE	NIA	Private Advisors Small Company Buyout Fund, L.P.	Ownership	88.600	New York Life Insurance Company	
		.00000					Small Company Buyout ECI, LP	.DE	NIA	Small Company Buyout Blocker Corp.	Ownership	11.400	New York Life Insurance Company	
		.00000					Small Company Buyout ECI, LP	.DE	NIA	Private Advisors Small Company Buyout Fund, L.P.	Ownership	88.600	New York Life Insurance Company	
		.00000					Small Company Buyout Holding, LP	.DE	NIA	Private Advisors Alternative Small Company Buyout Fund, L.P.	Ownership	11.400	New York Life Insurance Company	
		.00000			0001278583		Small Company Buyout Holding, LP	.DE	NIA	Private Advisors L.L.C.	Ownership	100.000	New York Life Insurance Company	
		.00000					Private Advisors Small Company Buyout Fund II, L.P.	.DE	NIA	Private Advisors L.L.C.	Ownership	100.000	New York Life Insurance Company	
		.00000			0001374891		PASCBF III GP, LLC	.DE	NIA	PASCBF III GP, LLC	Ownership	100.000	New York Life Insurance Company	
		.00000					Private Advisors Small Company Buyout Fund III, LP	.DE	NIA	Private Advisors L.L.C.	Ownership	100.000	New York Life Insurance Company	
		.00000					PASCBF IV Carry Parent, LLC	.DE	NIA	PASCBF IV Carry Parent, LLC	Ownership	100.000	New York Life Insurance Company	
		.00000					PASCBF IV Carry, LLC	.DE	NIA	PASCBF IV Carry Parent, LLC	Ownership	100.000	New York Life Insurance Company	
		.00000					PASCBF IV GP, LLC	.DE	NIA	Private Advisors L.L.C.	Ownership	100.000	New York Life Insurance Company	
		.00000			0001442524		Private Advisors Small Company Buyout Fund IV, LP	.DE	NIA	Private Advisors L.L.C.	Ownership	100.000	New York Life Insurance Company	
		.00000					PASCBF V Carry Parent, LLC	.DE	NIA	PASCBF IV GP, LLC	Ownership	100.000	New York Life Insurance Company	
		.00000					PASCBF V Carry, LLC	.DE	NIA	Private Advisors L.L.C.	Ownership	100.000	New York Life Insurance Company	
		.00000					PASCBF V GP, LLC	.DE	NIA	PASBF V Carry Parent, LLC	Ownership	100.000	New York Life Insurance Company	
		.00000			0001537995		Private Advisors Small Company Buyout Fund V, LP	.DE	NIA	Private Advisors L.L.C.	Ownership	100.000	New York Life Insurance Company	
		.00000			0001576987		Private Advisors Small Company Buyout Fund V – ERISA Fund, LP	.DE	NIA	PASCBF V GP, LLC	Ownership	100.000	New York Life Insurance Company	
		.00000					PASCOPEF VI Carry Parent, LLC	.DE	NIA	Private Advisors L.L.C.	Ownership	100.000	New York Life Insurance Company	
		.00000					PASCOPEF VI Carry, LLC	.DE	NIA	PASCOPEF VI Carry Parent, LLC	Ownership	100.000	New York Life Insurance Company	
		.00000					PASCOPEF VI GP, LLC	.DE	NIA	Private Advisors L.L.C.	Ownership	100.000	New York Life Insurance Company	
		.00000			0001595889		Private Advisors Small Company Private Equity Fund VI, LP	.DE	NIA	Private Advisors L.L.C.	Ownership	100.000	New York Life Insurance Company	
		.00000					PA Real Assets Carry Parent, LLC	.DE	NIA	PASCOPEF VI GP, LLC	Ownership	100.000	New York Life Insurance Company	
		.00000					PA Real Assets Carry, LLC	.DE	NIA	Private Advisors L.L.C.	Ownership	100.000	New York Life Insurance Company	
		.00000					PA Emerging Manager Carry Parent, LLC	.DE	NIA	PASCOPEF VI Carry Parent, LLC	Ownership	100.000	New York Life Insurance Company	
		.00000					PA Emerging Manager Carry, LLC	.DE	NIA	Private Advisors L.L.C.	Ownership	100.000	New York Life Insurance Company	
		.00000		3328161			Cuyahoga Capital Partners I Management Group, LLC	.DE	NIA	Private Advisors L.L.C.	Ownership	100.000	New York Life Insurance Company	
		.00000		3594658			Cuyahoga Capital Partners II Management Group LLC	.DE	NIA	Private Advisors L.L.C.	Ownership	100.000	New York Life Insurance Company	

STATEMENT AS OF MARCH 31, 2015 OF THE NYLIFE INSURANCE COMPANY OF ARIZONA

SCHEDULE Y
PART 1A - DETAIL OF INSURANCE HOLDING COMPANY SYSTEM

1	2	3	4	5	6	7	8	9	10	11	12	13	14	15
Group Code	Group Name	NAIC Company Code	ID Number	Federal RSSD	CIK	Name of Securities Exchange if Publicly Traded (U.S. or International)	Names of Parent, Subsidiaries Or Affiliates	Domi-ciliary Loca-tion	Relation-ship to Reporting Entity	Directly Controlled by (Name of Entity/Person)	Type of Control (Ownership, Board, Management, Attorney-in-Fact, Influence, Other)	If Control is Owner-ship Provide Percen-tage	Ultimate Controlling Entity(ies)/Person(s)	*
		..00000		3729106			Cuyahoga Capital Partners III Management Group LLCDE.....	..NIA.....	Private Advisors L.L.C.	Ownership.....	..100.000	New York Life Insurance Company	
		..00000					Cuyahoga Capital Partners IV Management Group LLCDE.....	..NIA.....	Private Advisors L.L.C.	Ownership.....	..100.000	New York Life Insurance Company	
		..00000		3835342			Cuyahoga Capital Emerging Buyout Partners Management Group LLCDE.....	..NIA.....	Private Advisors L.L.C.	Ownership.....	..100.000	New York Life Insurance Company	
		..00000					UVF GP, LLCDE.....	..NIA.....	Private Advisors L.L.C.	Ownership.....	..100.000	New York Life Insurance Company	
		..00000			0001605509		Undiscovered Value Fund, LPDE.....	..NIA.....	Private Advisors L.L.C.	Ownership.....	..100.000	New York Life Insurance Company	
		..00000			0001605502		Undiscovered Value Fund, Ltd.CYM.....	..NIA.....	Private Advisors L.L.C.	Other.....	..0.000	New York Life Insurance Company11
		..00000					Undiscovered Value Master Fund SPCCYM.....	..NIA.....	Undiscovered Value Fund, Ltd.	Ownership.....	..100.000	New York Life Insurance Company	
		..00000	13-3808042		0001033244		New York Life Trust CompanyNY.....	..NIA.....	NYLIFE LLC	Ownership.....	..100.000	New York Life Insurance Company	
		..00000					New York Life Structured Settlement TrustNY.....	..NIA.....	New York Life Trust Company	Influence.....	..0.000	New York Life Insurance Company12
		..00000			0001160266		Private Advisors Stable Value Fund, Ltd.CYM.....	..NIA.....	Private Advisors L.L.C.	Ownership.....	..100.000	New York Life Insurance Company	
		..00000					MainStay ICAP Global FundDE.....	..NIA.....	New York Life Insurance Company	Ownership.....	..86.478	New York Life Insurance Company	
		..00000					MainStay New York Tax Free Opportunities FundDE.....	..NIA.....	New York Life Insurance Company	Ownership.....	..46.328	New York Life Insurance Company	
		..00000					MainStay California Tax Free Opportunities FundDE.....	..NIA.....	New York Life Insurance Company	Ownership.....	..40.910	New York Life Insurance Company	

Asterisk	Explanation
1	Investment Advisory Agreement – Institutional Capital LLC is the investment advisor of this collective investment trust, which is offered to third party investors.
2	Contractual Client – MCF Capital Management LLC, an indirect wholly owned affiliate of the Company, has contractual control of this entity's loan portfolio.
3	Control of this entity is pursuant to an investment management contract with New York Life Investment Management LLC or affiliate, not through ownership of voting interests.
4	Investment Fund – Fund that invests in listed Australian equities, which is managed by Ausbil Investment Management Limited.
5	GoldPoint Partners LLC owns 24.66% of the voting management shares. NYLCAP India Funding LLC owns 36% of non-voting carry shares.
6	GoldPoint Partners LLC owns 24.66% of the voting management shares. NYLCAP India Funding III LLC owns 31.36% of non-voting carry shares.
7	Investment Pool – Investment pool of leveraged loans managed by New York Life Investment Management LLC, an indirect wholly owned affiliate of the Company.
8	Reliance Relationship – Entire proceeds of the entity are invested in a funding agreement of the Company.
9	Energy Contracts and Aircraft Loans Investments – With 100% of the investments coming from the Company and its wholly owned affiliate New York Life Insurance and Annuity Corporation.
10	Reliance Relationship – Owners of this entity are agents of the Company. All business of this entity is conducted through reinsurance agreements with the Company and its insurance affiliates.
11	Control of this entity is pursuant to an investment management contract with Private Advisors LLC or affiliate, not through ownership of voting interests.
12	Reliance Relationship – A collective trust of mainly New York Life Insurance and Annuity Corporation assets (98.3%).

STATEMENT AS OF MARCH 31, 2015 OF THE NYLIFE INSURANCE COMPANY OF ARIZONA

SUPPLEMENTAL EXHIBITS AND SCHEDULES INTERROGATORIES

The following supplemental reports are required to be filed as part of your statement filing. However, in the event that your company does not transact the type of business for which the special report must be filed, your response of NO to the specific interrogatory will be accepted in lieu of filing a "NONE" report and a bar code will be printed below. If the supplement is required of your company but is not being filed for whatever reason enter SEE EXPLANATION and provide an explanation following the interrogatory questions.


	Response
1. Will the Trusteed Surplus Statement be filed with the state of domicile and the NAIC with this statement?	NO
2. Will the Medicare Part D Coverage Supplement be filed with the state of domicile and the NAIC with this statement?	NO
3. Will the Reasonableness of Assumptions Certification required by Actuarial Guideline XXXV be filed with the state of domicile and electronically with the NAIC?	NO
4. Will the Reasonableness and Consistency of Assumptions Certification required by Actuarial Guideline XXXV be filed with the state of domicile and electronically with the NAIC?	NO
5. Will the Reasonableness of Assumptions Certification for Implied Guaranteed Rate Method required by Actuarial Guideline XXXVI be filed with the state of domicile and electronically with the NAIC?	NO
6. Will the Reasonableness and Consistency of Assumptions Certification required by Actuarial Guideline XXXVI (Updated Average Market Value) be filed with the state of domicile and electronically with the NAIC?	NO
7. Will the Reasonableness and Consistency of Assumptions Certification required by Actuarial Guideline XXXVI (Updated Market Value) be filed with the state of domicile and electronically with the NAIC?	NO

Explanation:

1.
2.
3.
4.
5.
6.
7.

Bar Code:

1. Trusteed Surplus Statement [Document Identifier 490]
2. Medicare Part D Coverage Supplement [Document Identifier 365]
3. Reasonableness of Assumptions Certification required by Actuarial Guideline XXXV [Document Identifier 445]
4. Reasonableness and Consistency of Assumptions Certification required by Actuarial Guideline XXXV [Document Identifier 446]
5. Reasonableness of Assumptions Certification for Implied Guaranteed Rate Method required by Actuarial Guideline XXXVI [Document Identifier 447]
6. Reasonableness and Consistency of Assumptions Certification required by Actuarial Guideline XXXVI [Document Identifier 448]
7. Reasonableness and Consistency of Assumptions Certification required by Actuarial Guideline XXXVI (Updated Market Value) [Document Identifier 449]



SCHEDULE A - VERIFICATION

Real Estate

	1 Year to Date	2 Prior Year Ended December 31
1. Book/adjusted carrying value, December 31 of prior year		
2. Cost of acquired:		
2.1 Actual cost at time of acquisition		
2.2 Additional investment made after acquisition		
3. Current year change in encumbrances		
4. Total gain (loss) on disposals		
5. Deduct amounts received on disposals		
6. Total foreign exchange change in book/adjusted carrying value		
7. Deduct current year's other than temporary impairment recognized		
8. Deduct current year's depreciation		
9. Book/adjusted carrying value at the end of current period (Lines 1+2+3+4-5+6-7-8)		
10. Deduct total nonadmitted amounts		
11. Statement value at end of current period (Line 9 minus Line 10)		

SCHEDULE B - VERIFICATION

Mortgage Loans

	1 Year to Date	2 Prior Year Ended December 31
1. Book value/recorded investment excluding accrued interest, December 31 of prior year		
2. Cost of acquired:		
2.1 Actual cost at time of acquisition		
2.2 Additional investment made after acquisition		
3. Capitalized deferred interest and other		
4. Accrual of discount		
5. Unrealized valuation increase (decrease)		
6. Total gain (loss) on disposals		
7. Deduct amounts received on disposals		
8. Deduct amortization of premium and mortgage interest points and commitment fees		
9. Total foreign exchange change in book value/recorded investment excluding accrued interest		
10. Deduct current year's other than temporary impairment recognized		
11. Book value/recorded investment excluding accrued interest at end of current period (Lines 1+2+3+4+5+6-7-8+9-10)		
12. Total valuation allowance		
13. Subtotal (Line 11 plus Line 12)		
14. Deduct total nonadmitted amounts		
15. Statement value at end of current period (Line 13 minus Line 14)		

SCHEDULE BA - VERIFICATION

Other Long-Term Invested Assets

	1 Year to Date	2 Prior Year Ended December 31
1. Book/adjusted carrying value, December 31 of prior year	2,986,240	3,954,728
2. Cost of acquired:		
2.1 Actual cost at time of acquisition		
2.2 Additional investment made after acquisition	8,256,393	45,090,409
3. Capitalized deferred interest and other		
4. Accrual of discount		
5. Unrealized valuation increase (decrease)	(46)	103
6. Total gain (loss) on disposals		
7. Deduct amounts received on disposals	9,360,000	46,059,000
8. Deduct amortization of premium and depreciation		
9. Total foreign exchange change in book/adjusted carrying value		
10. Deduct current year's other than temporary impairment recognized		
11. Book/adjusted carrying value at end of current period (Lines 1+2+3+4+5+6-7-8+9-10)	1,882,587	2,986,240
12. Deduct total nonadmitted amounts		
13. Statement value at end of current period (Line 11 minus Line 12)	1,882,587	2,986,240

SCHEDULE D - VERIFICATION

Bonds and Stocks

	1 Year to Date	2 Prior Year Ended December 31
1. Book/adjusted carrying value of bonds and stocks, December 31 of prior year	152,817,276	133,225,708
2. Cost of bonds and stocks acquired	5,099,507	34,016,107
3. Accrual of discount	39,255	142,727
4. Unrealized valuation increase (decrease)		
5. Total gain (loss) on disposals	785	39,505
6. Deduct consideration for bonds and stocks disposed of	7,769,622	14,352,963
7. Deduct amortization of premium	60,540	245,856
8. Total foreign exchange change in book/adjusted carrying value		
9. Deduct current year's other than temporary impairment recognized	723	7,952
10. Book/adjusted carrying value at end of current period (Lines 1+2+3+4+5-6-7+8-9)	150,125,938	152,817,276
11. Deduct total nonadmitted amounts		
12. Statement value at end of current period (Line 10 minus Line 11)	150,125,938	152,817,276

STATEMENT AS OF MARCH 31, 2015 OF THE NYLIFE INSURANCE COMPANY OF ARIZONA

SCHEDULE D - PART 1B

Showing the Acquisitions, Dispositions and Non-Trading Activity
During the Current Quarter for all Bonds and Preferred Stock by NAIC Designation

NAIC Designation	1 Book/Adjusted Carrying Value Beginning of Current Quarter	2 Acquisitions During Current Quarter	3 Dispositions During Current Quarter	4 Non-Trading Activity During Current Quarter	5 Book/Adjusted Carrying Value End of First Quarter	6 Book/Adjusted Carrying Value End of Second Quarter	7 Book/Adjusted Carrying Value End of Third Quarter	8 Book/Adjusted Carrying Value December 31 Prior Year
BONDS								
1. NAIC 1 (a)	151,141,168	23,379,338	20,798,894	(1,274,152)	152,447,460			151,141,168
2. NAIC 2 (a)	5,685,385		1,100,000	1,250,639	5,836,024			5,685,385
3. NAIC 3 (a)	1,059,870			2,586	1,062,456			1,059,870
4. NAIC 4 (a)	128,518		1,611	(722)	126,185			128,518
5. NAIC 5 (a)								
6. NAIC 6 (a)								
7. Total Bonds	158,014,941	23,379,338	21,900,505	(21,649)	159,472,125			158,014,941
PREFERRED STOCK								
8. NAIC 1								
9. NAIC 2								
10. NAIC 3								
11. NAIC 4								
12. NAIC 5								
13. NAIC 6								
14. Total Preferred Stock								
15. Total Bonds and Preferred Stock	158,014,941	23,379,338	21,900,505	(21,649)	159,472,125			158,014,941

(a) Book/Adjusted Carrying Value column for the end of the current reporting period includes the following amount of non-rated short-term and cash equivalent bonds by NAIC designation: NAIC 1 \$102,361 ; NAIC 2 \$; NAIC 3 \$; NAIC 4 \$; NAIC 5 \$; NAIC 6 \$

SCHEDULE DA - PART 1

Short-Term Investments

	1	2	3	4	5
	Book/Adjusted Carrying Value	Par Value	Actual Cost	Interest Collected Year-to-Date	Paid for Accrued Interest Year-to-Date
9199999 Totals	1,042,270	xxx	1,042,075		

SCHEDULE DA - VERIFICATION

Short-Term Investments

	1	2
	Year To Date	Prior Year Ended December 31
1. Book/adjusted carrying value, December 31 of prior year	1,893,679	12,604,160
2. Cost of short-term investments acquired	2,181,073	33,406,154
3. Accrual of discount	211	6,294
4. Unrealized valuation increase (decrease)		
5. Total gain (loss) on disposals	43	1,806
6. Deduct consideration received on disposals	3,032,736	44,070,629
7. Deduct amortization of premium		54,106
8. Total foreign exchange change in book/adjusted carrying value		
9. Deduct current year's other than temporary impairment recognized		
10. Book/adjusted carrying value at end of current period (Lines 1+2+3+4+5-6-7+8-9)	1,042,270	1,893,679
11. Deduct total nonadmitted amounts		
12. Statement value at end of current period (Line 10 minus Line 11)	1,042,270	1,893,679

Schedule DB - Part A - Verification - Options, Caps, Floors, Collars, Swaps and Forwards
N O N E

Schedule DB - Part B - Verification - Futures Contracts
N O N E

Schedule DB - Part C - Section 1 - Replication (Synthetic Asset) Transactions (RSATs) Open
N O N E

Schedule DB-Part C-Section 2-Reconciliation of Replication (Synthetic Asset) Transactions Open
N O N E

Schedule DB - Verification - Book/Adjusted Carrying Value, Fair Value and Potential Exposure of
Derivatives
N O N E

SCHEDULE E - VERIFICATION

(Cash Equivalents)

	1	2
	Year To Date	Prior Year Ended December 31
1. Book/adjusted carrying value, December 31 of prior year	3,303,988	6,207,785
2. Cost of cash equivalents acquired	16,098,758	28,983,253
3. Accrual of discount	147	674
4. Unrealized valuation increase (decrease)		
5. Total gain (loss) on disposals	15	201
6. Deduct consideration received on disposals	11,098,990	31,887,925
7. Deduct amortization of premium		
8. Total foreign exchange change in book/adjusted carrying value		
9. Deduct current year's other than temporary impairment recognized		
10. Book/adjusted carrying value at end of current period (Lines 1+2+3+4+5-6-7+8-9)	8,303,918	3,303,988
11. Deduct total nonadmitted amounts		
12. Statement value at end of current period (Line 10 minus Line 11)	8,303,918	3,303,988