



QUARTERLY STATEMENT
AS OF SEPTEMBER 30, 2016
OF THE CONDITION AND AFFAIRS OF THE
New York Life Insurance Company
NAIC Group Code 0826 , 0826 NAIC Company Code 66915 Employer's ID No.13-5582869
(Current Period) (Prior Period)

Organized under the Laws of New York, State of Domicile or Port of Entry NY ,
Country of Domicile United States of America

INCORPORATED/ORGANIZED MAY 21, 1841	COMMENCED BUSINESS APRIL 12, 1845*
Statutory Home Office.....	51 Madison Avenue, New York, NY, U.S. 10010.....
Main Administrative Office	51 Madison Avenue, New York, NY, U.S. 10010.....
.....	212-576-7000
Mail Address.....	51 Madison Avenue, New York, NY, U.S. 10010.....
Primary Location of Books and Records.....	51 Madison Avenue, New York, NY, U.S. 10010.....
.....	212-576-7000
Internet Website address	www.newyorklife.com.....
Statutory Statement Contact Person and Phone Number ..	Robert Michael Gardner..... 212-576-8614.....
Statutory Statement Contact E-Mail Address.....	statement_contact@newyorklife.com
Statutory Statement Contact Fax Number	212-252-5699

EXECUTIVE OFFICERS

THEODORE ALEXANDER MATHAS
*Chairman of the Board
and Chief Executive Officer*




JOHN YONG KIM <i>President and Chief Investment Officer</i>	CHRISTOPHER OWSLEY BLUNT <i>Executive Vice President and President of the Investments Group</i>	SHEILA KEARNEY DAVIDSON <i>Executive Vice President, Chief Legal Officer and General Counsel</i>	JOHN THOMAS FLEURANT <i>Executive Vice President and Chief Financial Officer</i>
PATRICIA BARBARI <i>Senior Vice President and General Auditor</i>	THOMAS ALEXANDER HENDRY <i>Senior Vice President and Treasurer</i>	MARK JEROME MADGETT# <i>Senior Vice President and Head of Agency</i>	AMY MILLER# <i>Senior Vice President, Deputy General Counsel and Secretary</i>
GEORGE NICHOLS III <i>Senior Vice President in charge of the Office of Governmental Affairs</i>	KATHERINE ROCHE O'BRIEN <i>Senior Vice President and Chief Human Resources Officer</i>	JOEL MARTIN STEINBERG <i>Senior Vice President, Chief Risk Officer, and Chief Actuary</i>	ROBERT MICHAEL GARDNER <i>Vice President and Controller</i>

DIRECTORS

BETTY CARRAWAY ALEWINE	RALPH DE LA VEGA	THEODORE ALEXANDER MATHAS	EDWARD DANIEL SHIRLEY
MICHELE GROSS BUCK	MARK LAWRENCE FEIDLER	SIDNEY THOMAS MOSER	GERALD BERNARD SMITH
ROBERT BARBER CARTER#	CHRISTINA ALBEHDINA GOLD	THOMAS CLAYTON SCHIEVELBEIN	WILLIAM GERALD WALTER

State of New York } SS
County of New York

The officers of this reporting entity, being duly sworn, each depose and say that they are the described officers of said reporting entity, and that on the reporting period stated above, all of the herein described assets were the absolute property of the said reporting entity, free and clear from any liens or claims thereon, except as herein stated, and that this statement, together with related exhibits, schedules and explanations therein contained, annexed or referred to, is a full and true statement of all the assets and liabilities and of the condition and affairs of the said reporting entity as of the reporting period stated above, and of its income and deductions therefrom for the period ended, and have been completed in accordance with the NAIC *Annual Statement Instructions and Accounting Practices and Procedures* manual except to the extent that: (1) state law may differ; or, (2) state rules or regulations require differences in reporting not related to accounting practices and procedures, according to the best of their information, knowledge and belief, respectively. Furthermore, the scope of this attestation by the described officers also includes the related corresponding electronic filing with the NAIC, when required, that is an exact copy (except for formatting differences due to electronic filing) of the enclosed statement. The electronic filing may be requested by various regulators in lieu of or in addition to the enclosed statement.

 JOEL MARTIN STEINBERG Senior Vice President, Chief Risk Officer, and Chief Actuary	 THOMAS ALEXANDER HENDRY Senior Vice President and Treasurer	 ROBERT MICHAEL GARDNER Vice President and Controller
---	---	---

STEPHEN COSTANZA
NOTARY PUBLIC-STATE OF NEW YORK
No. 01CO6327901
Qualified in Westchester County
My Commission Expires July 20, 2019

Subscribed and sworn to before me this
10th day of November 2016



*The Company became licensed to sell life insurance in the state of New York on April 17, 1845.

Officers and Directors who did not occupy the indicated position in the previous annual statement.

- a. Is this an original filing? Yes [X] No []
b. If no: 1. State the amendment number ...
2. Date filed ...
3. Number of pages attached ...

STATEMENT AS OF SEPTEMBER 30, 2016 OF THE NEW YORK LIFE INSURANCE COMPANY

ASSETS

	Current Statement Date			4 December 31 Prior Year Net Admitted Assets
	1 Assets	2 Nonadmitted Assets	3 Net Admitted Assets (Cols. 1 - 2)	
1. Bonds	91,411,424,997		91,411,424,997	86,178,323,833
2. Stocks:				
2.1 Preferred stocks	61,628,228		61,628,228	59,044,818
2.2 Common stocks	9,855,429,753		9,855,429,753	9,380,421,844
3. Mortgage loans on real estate:				
3.1 First liens	13,559,229,568		13,559,229,568	13,706,972,144
3.2 Other than first liens.....	971,442,738		971,442,738	894,057,494
4. Real estate:				
4.1 Properties occupied by the company (less \$ encumbrances)	286,990,548		286,990,548	279,791,997
4.2 Properties held for the production of income (less \$(76,590,990) encumbrances)	1,268,687,596		1,268,687,596	1,146,301,187
4.3 Properties held for sale (less \$ encumbrances)				
5. Cash (\$(54,698,764)), cash equivalents (\$2,321,725,920) and short-term investments (\$243,291,331)	2,510,318,487		2,510,318,487	4,391,984,321
6. Contract loans (including \$0 premium notes)	10,542,948,375	1,630,958	10,541,317,417	10,409,935,957
7. Derivatives	928,681,996		928,681,996	1,063,893,010
8. Other invested assets	10,051,443,002	161,144,933	9,890,298,069	9,486,041,117
9. Receivables for securities	12,523,693		12,523,693	46,832,892
10. Securities lending reinvested collateral assets				
11. Aggregate write-ins for invested assets	155,754,116		155,754,116	172,475,732
12. Subtotals, cash and invested assets (Lines 1 to 11)	141,616,503,097	162,775,891	141,453,727,206	137,216,076,346
13. Title plants less \$ charged off (for Title insurers only)				
14. Investment income due and accrued	1,196,205,844	72,915	1,196,132,929	1,250,198,868
15. Premiums and considerations:				
15.1 Uncollected premiums and agents' balances in the course of collection	510,612,142	4,106,673	506,505,469	251,849,631
15.2 Deferred premiums, agents' balances and installments booked but deferred and not yet due (including \$ earned but unbilled premiums)	1,630,083,362		1,630,083,362	1,584,312,956
15.3 Accrued retrospective premiums (\$) and contracts subject to redetermination (\$)				
16. Reinsurance:				
16.1 Amounts recoverable from reinsurers	34,446,487		34,446,487	15,389,454
16.2 Funds held by or deposited with reinsured companies	4,199,883,026		4,199,883,026	4,255,162,744
16.3 Other amounts receivable under reinsurance contracts	28,386,708		28,386,708	39,232,516
17. Amounts receivable relating to uninsured plans				
18.1 Current federal and foreign income tax recoverable and interest thereon	336,783,245		336,783,245	181,806,445
18.2 Net deferred tax asset	2,846,109,460	1,033,060,029	1,813,049,431	1,776,214,104
19. Guaranty funds receivable or on deposit	21,879,120		21,879,120	21,476,270
20. Electronic data processing equipment and software	353,858,588	329,738,477	24,120,111	32,553,043
21. Furniture and equipment, including health care delivery assets (\$)	130,722,020	130,722,020		
22. Net adjustment in assets and liabilities due to foreign exchange rates				
23. Receivables from parent, subsidiaries and affiliates	426,821,729		426,821,729	312,259,866
24. Health care (\$) and other amounts receivable	67,030,787	67,030,787		
25. Aggregate write-ins for other than invested assets	4,462,432,152	71,103,239	4,391,328,913	4,291,237,556
26. Total assets excluding Separate Accounts, Segregated Accounts and Protected Cell Accounts (Lines 12 to 25)	157,861,757,767	1,798,610,031	156,063,147,736	151,227,769,799
27. From Separate Accounts, Segregated Accounts and Protected Cell Accounts	13,759,046,415		13,759,046,415	12,326,590,036
28. Total (Lines 26 and 27)	171,620,804,182	1,798,610,031	169,822,194,151	163,554,359,835
DETAILS OF WRITE-INS				
1101. Derivatives-collateral assets	154,866,293		154,866,293	76,083,981
1102. Investment receivable	887,823		887,823	96,391,751
1103.				
1198. Summary of remaining write-ins for Line 11 from overflow page				
1199. Totals (Lines 1101 through 1103 plus 1198)(Line 11 above)	155,754,116		155,754,116	172,475,732
2501. Amounts receivable on corporate owned life insurance	4,086,419,217		4,086,419,217	3,986,905,998
2502. Interest in annuity contracts	149,748,442		149,748,442	147,587,900
2503. Collateral assignments	70,901,012		70,901,012	78,194,517
2598. Summary of remaining write-ins for Line 25 from overflow page	155,363,481	71,103,239	84,260,242	78,549,141
2599. Totals (Lines 2501 through 2503 plus 2598)(Line 25 above)	4,462,432,152	71,103,239	4,391,328,913	4,291,237,556

STATEMENT AS OF SEPTEMBER 30, 2016 OF THE NEW YORK LIFE INSURANCE COMPANY

LIABILITIES, SURPLUS AND OTHER FUNDS

	1 Current Statement Date	2 December 31 Prior Year
1. Aggregate reserve for life contracts \$ 97,543,135,024 less \$ included in Line 6.3 (including \$ 442,294,346 Modco Reserve)	97,543,135,024	94,989,602,810
2. Aggregate reserve for accident and health contracts (including \$ 38,666,928 Modco Reserve)	3,595,783,022	3,475,624,854
3. Liability for deposit-type contracts (including \$ Modco Reserve)	15,874,403,244	15,384,187,279
4. Contract claims:		
4.1 Life	1,100,697,064	771,190,711
4.2 Accident and health	26,236,383	26,278,809
5. Policyholders' dividends \$ 55,756,620 and coupons \$ due and unpaid	55,756,620	17,418,551
6. Provision for policyholders' dividends and coupons payable in following calendar year - estimated amounts:		
6.1 Dividends apportioned for payment (including \$ 133,028 Modco)	1,827,010,661	1,772,009,751
6.2 Dividends not yet apportioned (including \$ Modco)		
6.3 Coupons and similar benefits (including \$ Modco)		
7. Amount provisionally held for deferred dividend policies not included in Line 6		
8. Premiums and annuity considerations for life and accident and health contracts received in advance less \$ 100,224 discount; including \$ 2,038,112 accident and health premiums	84,148,632	89,302,247
9. Contract liabilities not included elsewhere:		
9.1 Surrender values on canceled contracts		
9.2 Provision for experience rating refunds, including the liability of \$ accident and health experience rating refunds of which \$ is for medical loss ratio rebate per the Public Health Service Act	38,114,210	25,509,141
9.3 Other amounts payable on reinsurance, including \$ 34,963,627 assumed and \$ 7,921,464 ceded	42,885,091	48,580,133
9.4 Interest Maintenance Reserve	750,432,956	593,243,067
10. Commissions to agents due or accrued-life and annuity contracts \$ 14,200,100 , accident and health \$ 3,395,819 and deposit-type contract funds \$	17,595,919	17,724,863
11. Commissions and expense allowances payable on reinsurance assumed	14,386,654	21,195,098
12. General expenses due or accrued	1,241,521,197	1,321,958,417
13. Transfers to Separate Accounts due or accrued (net) (including \$ (4,099,780) accrued for expense allowances recognized in reserves, net of reinsured allowances)	21,959,710	(6,919,653)
14. Taxes, licenses and fees due or accrued, excluding federal income taxes	46,867,935	51,810,118
15.1 Current federal and foreign income taxes, including \$ (66,947,207) on realized capital gains (losses)	61,606,675	9,374,768
15.2 Net deferred tax liability		
16. Unearned investment income	1,377,014	1,577,925
17. Amounts withheld or retained by company as agent or trustee	935,688,799	861,062,787
18. Amounts held for agents' account, including \$ 58,849,752 agents' credit balances	58,849,752	31,270,944
19. Remittances and items not allocated	155,438,053	242,327,269
20. Net adjustment in assets and liabilities due to foreign exchange rates	26,753,103	30,887,680
21. Liability for benefits for employees and agents if not included above	956,465,032	948,508,447
22. Borrowed money \$ 503,192,090 and interest thereon \$ 47,343,750	550,535,840	503,353,283
23. Dividends to stockholders declared and unpaid		
24. Miscellaneous liabilities:		
24.01 Asset valuation reserve	2,581,127,914	2,260,338,152
24.02 Reinsurance in unauthorized and certified (\$) companies	1,819,682	2,010,185
24.03 Funds held under reinsurance treaties with unauthorized and certified (\$) reinsurers		
24.04 Payable to parent, subsidiaries and affiliates	21,597,756	60,957,522
24.05 Drafts outstanding		
24.06 Liability for amounts held under uninsured plans		
24.07 Funds held under coinsurance	4,443,862,004	4,597,881,515
24.08 Derivatives	649,385,150	458,651,776
24.09 Payable for securities	612,192,250	193,218,120
24.10 Payable for securities lending	676,756,464	577,664,522
24.11 Capital notes \$ and interest thereon \$		
25. Aggregate write-ins for liabilities	1,979,353,173	2,357,648,513
26. Total liabilities excluding Separate Accounts business (Lines 1 to 25)	135,993,742,983	131,735,449,604
27. From Separate Accounts Statement	13,754,624,815	12,322,975,116
28. Total liabilities (Lines 26 and 27)	149,748,367,798	144,058,424,720
29. Common capital stock		
30. Preferred capital stock		
31. Aggregate write-ins for other than special surplus funds		
32. Surplus notes	1,992,828,461	1,992,426,128
33. Gross paid in and contributed surplus		
34. Aggregate write-ins for special surplus funds		
35. Unassigned funds (surplus)	18,080,997,892	17,503,508,987
36. Less treasury stock, at cost:		
36.1 shares common (value included in Line 29 \$)		
36.2 shares preferred (value included in Line 30 \$)		
37. Surplus (Total Lines 31+32+33+34+35-36) (including \$ 4,421,600 in Separate Accounts Statement)	20,073,826,353	19,495,935,115
38. Totals of Lines 29, 30 and 37	20,073,826,353	19,495,935,115
39. Totals of Lines 28 and 38 (Page 2, Line 28, Col. 3)	169,822,194,151	163,554,359,835
DETAILS OF WRITE-INS		
2501. Unfunded pension obligations for employees and agents	858,428,086	918,158,307
2502. Derivatives-collateral liability	416,029,839	698,866,744
2503. Special reserves on certain group policies	290,373,341	299,605,429
2598. Summary of remaining write-ins for Line 25 from overflow page	414,521,907	441,018,033
2599. Totals (Lines 2501 through 2503 plus 2598)(Line 25 above)	1,979,353,173	2,357,648,513
3101.		
3102.		
3103.		
3198. Summary of remaining write-ins for Line 31 from overflow page		
3199. Totals (Lines 3101 through 3103 plus 3198)(Line 31 above)		
3401.		
3402.		
3403.		
3498. Summary of remaining write-ins for Line 34 from overflow page		
3499. Totals (Lines 3401 through 3403 plus 3498)(Line 34 above)		

STATEMENT AS OF SEPTEMBER 30, 2016 OF THE NEW YORK LIFE INSURANCE COMPANY

SUMMARY OF OPERATIONS

	1	2	3
	Current Year To Date	Prior Year To Date	Prior Year Ended December 31
1. Premiums and annuity considerations for life and accident and health contracts	11,549,440,412	16,903,238,257	20,398,285,886
2. Considerations for supplementary contracts with life contingencies	765,599	1,001,800	1,468,643
3. Net investment income	4,194,610,720	4,035,141,080	5,818,874,375
4. Amortization of Interest Maintenance Reserve (IMR)	84,749,343	95,987,256	149,364,708
5. Separate Accounts net gain from operations excluding unrealized gains or losses			
6. Commissions and expense allowances on reinsurance ceded	23,481,317	341,454,315	351,276,773
7. Reserve adjustments on reinsurance ceded	(128,239,076)	(78,179,473)	(111,236,161)
8. Miscellaneous Income:			
8.1 Income from fees associated with investment management, administration and contract guarantees from Separate Accounts	9,575,247	9,778,716	12,868,037
8.2 Charges and fees for deposit-type contracts	57,219,786	55,777,260	75,085,176
8.3 Aggregate write-ins for miscellaneous income	319,250,386	256,170,754	390,426,806
9. Totals (Lines 1 to 8.3)	16,110,853,734	21,620,369,965	27,086,414,243
10. Death benefits	2,924,869,923	2,704,686,462	3,588,207,404
11. Matured endowments (excluding guaranteed annual pure endowments)	9,515,245	8,229,487	12,151,561
12. Annuity benefits	873,923,406	875,446,892	1,168,952,437
13. Disability benefits and benefits under accident and health contracts	171,760,554	169,183,314	225,477,030
14. Coupons, guaranteed annual pure endowments and similar benefits			
15. Surrender benefits and withdrawals for life contracts	4,219,214,372	4,087,387,835	6,160,264,073
16. Group conversions	18,467,228	36,317,156	40,944,952
17. Interest and adjustments on contract or deposit-type contract funds	206,262,987	222,796,582	290,709,235
18. Payments on supplementary contracts with life contingencies	2,737,338	2,317,256	2,746,816
19. Increase in aggregate reserves for life and accident and health contracts	2,700,190,368	8,667,212,100	9,253,838,787
20. Totals (Lines 10 to 19)	11,126,941,421	16,773,577,084	20,743,292,295
21. Commissions on premiums, annuity considerations, and deposit-type contract funds (direct business only)	332,170,519	295,351,071	405,697,933
22. Commissions and expense allowances on reinsurance assumed	75,537,648	799,509,670	833,060,068
23. General insurance expenses	1,671,049,590	1,537,629,574	2,125,380,224
24. Insurance taxes, licenses and fees, excluding federal income taxes	156,396,871	151,996,842	196,933,798
25. Increase in loading on deferred and uncollected premiums	7,292,209	17,427,832	3,611,651
26. Net transfers to or (from) Separate Accounts net of reinsurance	959,423,663	413,951,648	120,060,612
27. Aggregate write-ins for deductions	137,119,982	220,887,714	257,818,788
28. Totals (Lines 20 to 27)	14,465,931,903	20,210,331,435	24,685,855,369
29. Net gain from operations before dividends to policyholders and federal income taxes (Line 9 minus Line 28)	1,644,921,831	1,410,038,530	2,400,558,874
30. Dividends to policyholders	1,431,964,984	1,448,077,376	1,923,250,075
31. Net gain from operations after dividends to policyholders and before federal income taxes (Line 29 minus Line 30)	212,956,847	(38,038,846)	477,308,799
32. Federal and foreign income taxes incurred (excluding tax on capital gains)	(206,646,768)	335,347,038	326,687,419
33. Net gain from operations after dividends to policyholders and federal income taxes and before realized capital gains or (losses) (Line 31 minus Line 32)	419,603,615	(373,385,884)	150,621,380
34. Net realized capital gains (losses) (excluding gains (losses) transferred to the IMR) less capital gains tax of \$(22,090,871) (excluding taxes of \$131,379,310 transferred to the IMR)	(141,346,672)	(95,021,340)	(302,863,374)
35. Net income (Line 33 plus Line 34)	278,256,943	(468,407,224)	(152,241,994)
CAPITAL AND SURPLUS ACCOUNT			
36. Capital and surplus, December 31, prior year	19,495,935,115	18,605,992,583	18,605,992,583
37. Net income (Line 35)	278,256,943	(468,407,224)	(152,241,994)
38. Change in net unrealized capital gains (losses) less capital gains tax of \$(96,311,452)	551,041,390	579,818,125	541,986,701
39. Change in net unrealized foreign exchange capital gain (loss)	115,900,479	(178,852,906)	(137,935,579)
40. Change in net deferred income tax	(119,459,564)	489,219,470	492,239,792
41. Change in nonadmitted assets	(48,268,984)	(423,196,168)	(406,327,824)
42. Change in liability for reinsurance in unauthorized and certified companies	190,504	(743,798)	(747,071)
43. Change in reserve on account of change in valuation basis, (increase) or decrease			
44. Change in asset valuation reserve	(320,789,763)	(180,072,594)	177,306,628
45. Change in treasury stock			
46. Surplus (contributed to) withdrawn from Separate Accounts during period	(27,000,000)		
47. Other changes in surplus in Separate Accounts Statement	806,679	(799,582)	(1,114,738)
48. Change in surplus notes	402,333	402,333	402,333
49. Cumulative effect of changes in accounting principles		724,860	127,256,754
50. Capital changes:			
50.1 Paid in			
50.2 Transferred from surplus (Stock Dividend)			
50.3 Transferred to surplus			
51. Surplus adjustment:			
51.1 Paid in			
51.2 Transferred to capital (Stock Dividend)			
51.3 Transferred from capital			
51.4 Change in surplus as a result of reinsurance			
52. Dividends to stockholders			
53. Aggregate write-ins for gains and losses in surplus	146,811,221	22,389,301	249,117,530
54. Net change in capital and surplus for the year (Lines 37 through 53)	577,891,238	(159,518,183)	889,942,532
55. Capital and surplus, as of statement date (Lines 36 + 54)	20,073,826,353	18,446,474,400	19,495,935,115
DETAILS OF WRITE-INS			
08.301. Sundries	179,429,217	101,082,180	194,323,759
08.302. Adjustment in funds withheld	139,821,169	155,088,574	196,103,047
08.303.			
08.398. Summary of remaining write-ins for Line 8.3 from overflow page			
08.399. Totals (Lines 08.301 through 08.303 plus 08.398) (Line 8.3 above)	319,250,386	256,170,754	390,426,806
2701. Adjustment in funds withheld	100,842,235	31,414,286	73,805,321
2702. Interest on benefit plans for employees and agents	32,924,569	5,836,426	18,699,041
2703. Other deductions for reinsurance	18,418,748	14,543,338	21,936,588
2798. Summary of remaining write-ins for Line 27 from overflow page	(15,065,570)	169,093,664	143,377,838
2799. Totals (Lines 2701 through 2703 plus 2798)(Line 27 above)	137,119,982	220,887,714	257,818,788
5301. Change in overfunded pension plan asset	59,902,067	121,068,576	161,084,690
5302. Change in unfunded pension obligations for employees and agents	59,730,222	22,972,568	235,773,688
5303. Prior period correction	17,225,000	(142,297,758)	(142,297,758)
5398. Summary of remaining write-ins for Line 53 from overflow page	9,953,932	20,645,915	(5,443,090)
5399. Totals (Lines 5301 through 5303 plus 5398)(Line 53 above)	146,811,221	22,389,301	249,117,530

STATEMENT AS OF SEPTEMBER 30, 2016 OF THE NEW YORK LIFE INSURANCE COMPANY

CASH FLOW

	1 Current Year To Date	2 Prior Year To Date	3 Prior Year Ended December 31
Cash from Operations			
1. Premiums collected net of reinsurance	11,250,057,557	12,120,062,536	16,002,698,553
2. Net investment income	3,982,564,906	3,967,309,779	5,439,364,543
3. Miscellaneous income	278,751,040	515,012,977	619,438,694
4. Total (Lines 1 to 3)	15,511,373,503	16,602,385,292	22,061,501,790
5. Benefit and loss related payments	8,110,573,319	7,601,423,469	11,218,868,059
6. Net transfers to Separate Accounts, Segregated Accounts and Protected Cell Accounts	957,206,042	410,273,571	114,395,690
7. Commissions, expenses paid and aggregate write-ins for deductions	2,261,567,065	2,746,736,576	3,414,166,755
8. Dividends paid to policyholders	1,361,713,548	1,240,148,062	1,769,888,944
9. Federal and foreign income taxes paid (recovered) net of \$105,784,635 tax on capital gains (losses)	14,661,565	132,376,290	621,520,915
10. Total (Lines 5 through 9)	12,705,721,539	12,130,957,968	17,138,840,363
11. Net cash from operations (Line 4 minus Line 10)	2,805,651,964	4,471,427,324	4,922,661,427
Cash from Investments			
12. Proceeds from investments sold, matured or repaid:			
12.1 Bonds	9,818,971,890	8,390,916,008	11,849,709,256
12.2 Stocks	759,534,430	1,151,860,905	2,830,863,676
12.3 Mortgage loans	1,474,922,971	1,326,136,929	1,862,508,682
12.4 Real estate	62,516,114	12,360,700	12,360,700
12.5 Other invested assets	674,986,481	14,857,911,386	20,141,237,671
12.6 Net gains or (losses) on cash, cash equivalents and short-term investments	14,766,770	2,909,695	3,428,495
12.7 Miscellaneous proceeds	904,127,609	248,255,523	144,019,429
12.8 Total investment proceeds (Lines 12.1 to 12.7)	13,709,826,265	25,990,351,146	36,844,127,909
13. Cost of investments acquired (long-term only):			
13.1 Bonds	14,837,326,524	12,101,684,043	15,491,130,585
13.2 Stocks	689,659,825	1,186,447,914	2,002,815,137
13.3 Mortgage loans	1,427,438,310	2,596,627,453	3,210,143,051
13.4 Real estate	218,027,592	202,238,030	340,321,076
13.5 Other invested assets	1,019,165,185	14,471,543,871	18,413,678,303
13.6 Miscellaneous applications	334,541,640		96,391,751
13.7 Total investments acquired (Lines 13.1 to 13.6)	18,526,159,076	30,558,541,311	39,554,479,903
14. Net increase (or decrease) in contract loans and premium notes	131,609,735	165,894,796	166,058,722
15. Net cash from investments (Line 12.8 minus Line 13.7 and Line 14)	(4,947,942,546)	(4,734,084,961)	(2,876,410,716)
Cash from Financing and Miscellaneous Sources			
16. Cash provided (applied):			
16.1 Surplus notes, capital notes			
16.2 Capital and paid in surplus, less treasury stock			
16.3 Borrowed funds	(157,410)	248,910,229	(1,420,073)
16.4 Net deposits on deposit-type contracts and other insurance liabilities	389,814,694	522,726,362	519,976,313
16.5 Dividends to stockholders			
16.6 Other cash provided (applied)	(129,032,536)	117,610,992	485,823,409
17. Net cash from financing and miscellaneous sources (Line 16.1 through Line 16.4 minus Line 16.5 plus Line 16.6)	260,624,748	889,247,583	1,004,379,649
RECONCILIATION OF CASH, CASH EQUIVALENTS AND SHORT-TERM INVESTMENTS			
18. Net change in cash, cash equivalents and short-term investments (Line 11, plus Lines 15 and 17)	(1,881,665,834)	626,589,946	3,050,630,360
19. Cash, cash equivalents and short-term investments:			
19.1 Beginning of year	4,391,984,321	1,341,353,961	1,341,353,961
19.2 End of period (Line 18 plus Line 19.1)	2,510,318,487	1,967,943,907	4,391,984,321

Note: Supplemental disclosures of cash flow information for non-cash transactions:

20.0001. Bond to be announced commitments-purchased/sold	1,141,131,321	679,851,624	799,373,735
20.0002. Transfer/Exchange of bond investment to bond investment	428,455,516	330,363,219	492,133,072
20.0003. Depreciation/amortization on fixed assets	107,589,370	96,597,500	130,403,397
20.0004. Capitalized interest on bonds/payment in kind	92,599,226	92,345,252	119,842,176
20.0005. Low income housing tax credit future commitments	25,397,159	13,068,590	13,102,432
20.0006. Dividend distribution from affiliated other invested assets	18,983,781		
20.0007. Merger/spinoff/exchange/conversion/transfer of equity investment to equity investment	14,575,908	312,443	29,071,286
20.0008. Transfer between other invested assets	11,209,099		
20.0009. Exchange/conversion of bond investment to equity investment	7,620,289	23,791,625	13,271,505
20.0010. Capitalized deferred interest on mortgage loans	3,144,304	1,700,326	2,949,932

STATEMENT AS OF SEPTEMBER 30, 2016 OF THE NEW YORK LIFE INSURANCE COMPANY

Note: Supplemental disclosures of cash flow information for non-cash transactions:

20.0011. Other invested assets stock distribution	2,976,186	16,465,230	16,465,230
20.0012. Transfer of equity to charitable organizations	991,389	2,000,872	2,000,872
20.0013. Dividend reinvestment of equities	352,983		2,952,692
20.0014. Bonds assumed through reinsurance transaction		6,776,345,567	6,776,345,567
20.0015. Liability for funds withheld on coinsurance		4,650,443,735	4,650,443,735
20.0016. Mortgage loans assumed through reinsurance transaction		1,471,327,819	1,471,327,819
20.0017. Policy loans assumed through reinsurance transaction		1,376,968,955	1,376,968,955
20.0018. Net deposits on deposit-type contracts assumed through reinsurance transaction		798,681,327	798,681,327
20.0019. Transfer of other invested assets to real estate		605,115,284	624,978,576
20.0020. Transfer of affiliated other invested assets to other invested assets		136,951,723	136,951,723
20.0021. Equity investments assumed through reinsurance transaction		127,391,277	127,391,277
20.0022. Capitalized interest on affiliated other invested assets		31,517,058	54,730,642
20.0023. Madison Capital Funding LLC investment (OIA) and note funding agreement (bonds)			2,293,744,793
20.0024. Transfer between affiliated other invested assets			200,000,000
20.0025. Transfer of other invested assets to bonds			97,045,064
20.0026. Transfer of bond investment to affiliated equity investment			80,113,942
20.0027. Transfer of mortgage loan to other invested assets			34,477,320
20.0028. Transfer of derivative to other invested assets			8,060,230

EXHIBIT 1

DIRECT PREMIUMS AND DEPOSIT-TYPE CONTRACTS			
	1 Current Year To Date	2 Prior Year To Date	3 Prior Year Ended December 31
1. Industrial life			
2. Ordinary life insurance	5,232,463,424	4,925,822,771	6,760,701,544
3. Ordinary individual annuities	229,114,363	35,410,281	100,886,590
4. Credit life (group and individual)			
5. Group life insurance	1,418,396,767	1,362,037,421	1,740,596,336
6. Group annuities	4,000,456,737	3,847,435,850	4,802,408,681
7. A & H - group	110,528,578	104,602,800	147,681,127
8. A & H - credit (group and individual)			
9. A & H - other	237,085,788	229,064,279	314,240,177
10. Aggregate of all other lines of business			
11. Subtotal	11,228,045,657	10,504,373,402	13,866,514,455
12. Deposit-type contracts	4,088,788,529	3,903,220,102	4,885,612,938
13. Total	15,316,834,186	14,407,593,504	18,752,127,393
DETAILS OF WRITE-INS			
1001.			
1002.			
1003.			
1098. Summary of remaining write-ins for Line 10 from overflow page			
1099. Totals (Lines 1001 through 1003 plus 1098)(Line 10 above)			

STATEMENT AS OF SEPTEMBER 30, 2016 OF THE NEW YORK LIFE INSURANCE COMPANY

NOTES TO FINANCIAL STATEMENTS

1. Summary of Significant Accounting Policies and Going Concern

- A. The accompanying financial statements of New York Life Insurance Company (“the Company”) have been prepared using accounting practices prescribed or permitted by the New York State Department of Financial Services (“NYSDFS”).

The NYSDFS recognizes only statutory accounting practices prescribed or permitted by the State of New York for determining and reporting the financial position and results of operations of an insurance company and for determining its solvency under the New York State Insurance Law. The National Association of Insurance Commissioners’ (“NAIC”) *Accounting Practices and Procedures Manual* (“NAIC SAP”) has been adopted as a component of prescribed or permitted practices by the State of New York. Prescribed statutory accounting practices include state laws and regulations. Permitted statutory accounting practices encompass accounting practices that are not prescribed; such practices differ from state to state, may differ from company to company within a state, and may change in the future. The Company does not have any permitted practices.

A reconciliation of the Company’s net income and capital and surplus at September 30, 2016 and December 31, 2015 between practices prescribed or permitted by the State of New York and NAIC SAP is shown below:

	State of Domicile	2016	2015
<u>Net Income</u>			
(1) Net income state basis (Page 4, Line 35)	New York	\$ 278,256,943	\$ (152,241,994)
(2) State prescribed practices that increase/(decrease) NAIC SAP:			
NYSDFS Circular Letter No. 11 (2010) impact on deferred premiums*	New York	2,083,552	(10,991,026)
NYSDFS Seventh Amendment to Regulation No. 172 impact on admitted unearned reinsurance premium**	New York	(29,021)	1,496,947
(3) State permitted practices that increase/(decrease) NAIC SAP:	New York	—	—
(4) Net income, NAIC SAP (1-2-3=4)	New York	<u>\$ 276,202,412</u>	<u>\$ (142,747,915)</u>
<u>Capital and Surplus</u>			
(5) Statutory capital and surplus state basis (Page 3, Line 38)	New York	\$ 20,073,826,353	\$ 19,495,935,115
(6) State prescribed practices that increase/(decrease) NAIC SAP:			
NYSDFS Circular Letter No. 11 (2010) impact on deferred premiums*	New York	(114,200,510)	(116,284,062)
NYSDFS Seventh Amendment to Regulation No. 172 impact on admitted unearned reinsurance premium**	New York	43,348,180	43,377,201
(7) State permitted practices that increase/(decrease) NAIC SAP:	New York	—	—
(8) Capital and surplus, NAIC SAP (5-6-7=8)	New York	<u>\$ 20,144,678,683</u>	<u>\$ 19,568,841,976</u>

* NYSDFS Circular Letter No. 11 (2010) clarified the accounting for deferred premium assets when reinsurance is involved.

** NYSDFS Regulation 172 was amended to allow for the admission of an unearned reinsurance premium asset.

- B. No change.

- C. (1) - (5) No change.

- (6) Loan-backed and structured securities are valued at amortized cost using the interest method including current assumptions of projected cash flows. Loan-backed and structured securities in or near default (rated NAIC 6) are stated at the lower of amortized cost or fair value. Amortization of the premium or accretion of discount from the purchase of these securities considers the estimated timing and amount of cash flows of the underlying loans, including prepayment assumptions based on data obtained from external sources or internal estimates. For loan-backed and structured securities, projected future cash flows are updated monthly, and the amortized cost and effective yield of the securities are adjusted as necessary to reflect historical prepayment experience and changes in estimated future prepayments. For high credit quality loan-backed and structured securities (those rated AA or above at the date of acquisition), the adjustments to amortized cost are recorded as a charge or credit to net investment income in accordance with the retrospective method. For loan-backed and structured securities that are not of high credit quality (those rated below AA at date of acquisition), certain floating rate securities and securities with the potential for a loss of a portion of the original investment due to contractual prepayments (e.g. interest only securities), the effective yield is adjusted prospectively for any changes in estimated cash flows. Refer to Note 20 - Fair Value Measurements, for discussion of valuation methods for bonds.

The cost basis of loan-backed and structured securities is adjusted for impairments in value that are deemed to be other-than-temporary. An other-than-temporary loss is recognized in net income when it is anticipated that the amortized cost will not be recovered. The entire difference between the loan-backed or structured security’s amortized cost and its fair value is recognized in net income only when the Company (1) has the intent to sell the security or (2) it does not have the intent and ability to hold the security to recovery. If neither of these two conditions exists, a realized loss is recognized in net income for the difference between the amortized cost basis of the security and the net present value of projected future cash flows expected to be collected. The net present value is calculated by discounting the Company’s best estimate of projected future cash flows at the effective interest rate implicit in the loan-backed or structured security prior to impairment.

The new cost basis of an impaired security is not adjusted for subsequent increases in estimated fair value. In periods subsequent to the recognition of an other-than-temporary loss, the impaired loan-backed or structured security is accounted for as if it had been purchased on the measurement date of the impairment. Accordingly, the discount (or reduced premium) based on the new cost basis may be accreted into net investment income in future periods based on prospective changes in cash flow estimates, to reflect adjustments to the effective yield.

- (7) - (13) No change.

D. Going Concern

The Company does not have any doubt about its ability to continue as a going concern.

STATEMENT AS OF SEPTEMBER 30, 2016 OF THE NEW YORK LIFE INSURANCE COMPANY

NOTES TO FINANCIAL STATEMENTS

2. Accounting Changes and Corrections of Errors

Prior Period Correction

In 2016, the Company corrected an error related to waiver of premium incurred but not reported ("IBNR") and in course of settlement ("ICOS") disability reserves. The Company calculated the prior year reserves based on claims experience data that incorrectly identified certain claims as IBNR. To correct this error, the Company reduced its disability reserves and recorded a prior period correction that increased statutory surplus by \$17,225,000 on an after-tax basis.

3. Business Combinations and Goodwill

Not applicable.

4. Discontinued Operations

Not applicable.

5. Investments

A. Mortgage Loans, including Mezzanine Real Estate Loans

No change.

B. Debt Restructuring

No change.

C. Reverse Mortgages

No change.

D. Loan-Backed Securities

- (1) Prepayment assumptions for mortgage-backed/loan-backed and structured securities were obtained from external sources such as Bloomberg, Intex and Blackrock Solutions.
- (2) The Company has the following loan-backed and structured securities, which are other-than-temporarily impaired where the Company intends to sell, or does not have the intent and ability to hold until recovery as of September 30, 2016.

	Amortized Cost Basis Before OTTI	OTTI Recognized in Loss		Fair Value 1-(2a+2b)
		2a Interest	2b Non-interest	
OTTI recognized 1st Quarter				
a. Intent to sell	—	—	—	—
b. Inability or lack of intent to retain the investment in the security for a period of time sufficient to recover the amortized cost basis	—	—	—	—
c. Total 1st Quarter	\$ —	\$ —	\$ —	\$ —
OTTI recognized 2nd Quarter				
d. Intent to sell	—	—	—	—
e. Inability or lack of intent to retain the investment in the security for a period of time sufficient to recover the amortized cost basis	—	—	—	—
f. Total 2nd Quarter	\$ —	\$ —	\$ —	\$ —
OTTI recognized 3rd Quarter				
g. Intent to sell	4,705,584	—	4,056,069	649,515
h. Inability or lack of intent to retain the investment in the security for a period of time sufficient to recover the amortized cost basis	—	—	—	—
i. Total 3rd Quarter	\$ 4,705,584	\$ —	\$ 4,056,069	\$ 649,515
OTTI recognized 4th Quarter				
j. Intent to sell	—	—	—	—
k. Inability or lack of intent to retain the investment in the security for a period of time sufficient to recover the amortized cost basis	—	—	—	—
l. Total 4th Quarter	\$ —	\$ —	\$ —	\$ —
m. Annual Aggregate Total			4,056,069	

- (3) The following table lists each security at a CUSIP level where the present value of cash flows expected to be collected is less than the amortized cost basis during the current year:

IMPAIRMENTS TAKEN ON CURRENT HOLDINGS DURING THE CURRENT YEAR						
(1)	(2)	(3)	(4)	(5)	(6)	(7)
CUSIP ¹	Amortized Cost Before Current Period OTTI	Projected Cash Flows	Current Period Recognized OTTI	Amortized Cost After OTTI	Fair Value	Financial Statement Reporting Period
General Account						
059469AF3	\$ 2,786,273	\$ 2,754,871	\$ 31,401	\$ 2,754,871	\$ 2,601,385	9/30/2016
05948KH77	3,168,435	3,016,713	151,722	3,016,713	2,971,508	9/30/2016
05948KX79	2,014,554	1,950,920	63,634	1,950,920	1,928,510	9/30/2016
07386HTP6	1,150,083	1,122,134	27,949	1,122,134	951,320	9/30/2016
12627HAK6	1,768,887	1,742,788	26,099	1,742,788	1,584,942	9/30/2016
12628KAF9	694,581	666,551	28,030	666,551	637,174	9/30/2016
12628LAJ9	1,166,014	1,163,888	2,126	1,163,888	939,088	9/30/2016
12667G6W8	8,862,747	8,546,129	316,618	8,546,129	8,403,539	9/30/2016

STATEMENT AS OF SEPTEMBER 30, 2016 OF THE NEW YORK LIFE INSURANCE COMPANY

NOTES TO FINANCIAL STATEMENTS

IMPAIRMENTS TAKEN ON CURRENT HOLDINGS DURING THE CURRENT YEAR						
(1)	(2)	(3)	(4)	(5)	(6)	(7)
CUSIP ¹	Amortized Cost Before Current Period OTTI	Projected Cash Flows	Current Period Recognized OTTI	Amortized Cost After OTTI	Fair Value	Financial Statement Reporting Period
12667GKK8	1,499,135	1,439,575	59,559	1,439,575	1,432,414	9/30/2016
12667GXN8	4,107,983	3,906,868	201,116	3,906,868	3,891,406	9/30/2016
126694DT2	1,814,519	1,687,869	126,650	1,687,869	1,753,942	9/30/2016
126694EK0	9,140,382	8,951,976	188,406	8,951,976	8,947,178	9/30/2016
151314FK2	706,080	699,937	6,143	699,937	647,216	9/30/2016
16163LAR3	4,567,324	4,439,558	127,766	4,439,558	4,255,052	9/30/2016
17308FAD1	5,537,849	5,386,004	151,845	5,386,004	5,386,847	9/30/2016
18976GAV8	4,199,775	4,012,067	187,708	4,012,067	3,935,467	9/30/2016
225470A86	2,001,552	2,000,678	874	2,000,678	1,897,188	9/30/2016
225470M67	1,194,743	1,164,748	29,995	1,164,748	849,530	9/30/2016
251511AC5	2,080,948	1,995,281	85,667	1,995,281	1,950,581	9/30/2016
251511AF8	3,347,825	3,169,350	178,475	3,169,350	3,083,421	9/30/2016
32051GED3	341,881	300,611	41,271	300,611	276,045	9/30/2016
32051GZR9	8,654,985	8,462,274	192,712	8,462,274	8,549,130	9/30/2016
33882TAD2	4,464,272	4,348,720	115,552	4,348,720	4,712,000	9/30/2016
36185MBN1	889,236	871,140	18,097	871,140	825,678	9/30/2016
3622ELAG1	1,751,422	1,739,128	12,295	1,739,128	1,684,478	9/30/2016
3622MPAT5	4,373,682	4,184,485	189,197	4,184,485	4,191,239	9/30/2016
3623416X2	3,344,560	3,273,366	71,194	3,273,366	3,261,438	9/30/2016
362375AF4	9,230,341	9,119,662	110,680	9,119,662	8,833,146	9/30/2016
466247ZQ9	3,437,708	3,429,039	8,670	3,429,039	3,431,053	9/30/2016
46628LAQ1	1,460,386	1,393,101	67,285	1,393,101	1,300,113	9/30/2016
46630MAG7	371,316	369,360	1,957	369,360	371,579	9/30/2016
576434V84	11,134,333	11,112,185	22,147	11,112,185	10,921,800	9/30/2016
61748HLF6	2,013,663	1,992,261	21,402	1,992,261	1,757,864	9/30/2016
61749EAH0	1,298,187	1,293,276	4,911	1,293,276	1,182,795	9/30/2016
649603AQ0	2,142,400	2,074,050	68,350	2,074,050	1,929,154	9/30/2016
69337GAL7	2,299,853	2,220,061	79,793	2,220,061	1,836,181	9/30/2016
73316PEZ9	421,100	420,014	1,086	420,014	416,123	9/30/2016
76110HP29	9,895,469	9,525,856	369,613	9,525,856	9,527,163	9/30/2016
76110HS34	2,098,952	1,904,786	194,167	1,904,786	1,914,420	9/30/2016
86359B5U1	6,663,023	6,486,367	176,656	6,486,367	6,384,676	9/30/2016
92977YBN0	1,718,557	1,681,038	37,519	1,681,038	1,496,807	9/30/2016
939344AM9	57,679	51,061	6,618	51,061	48,346	9/30/2016
93934FCE0	1,785,890	1,711,889	74,001	1,711,889	1,684,184	9/30/2016
93935YAA8	1,067,123	1,023,027	44,096	1,023,027	1,042,169	9/30/2016
94983PAG3	5,758,537	5,586,955	171,582	5,586,955	5,278,428	9/30/2016
94983UAB3	1,912,982	1,898,213	14,769	1,898,213	1,878,834	9/30/2016
94984MAG9	3,541,942	3,382,806	159,136	3,382,806	3,303,436	9/30/2016
00011#AA1	3,713,015	3,713,013	2	3,713,013	1,502,600	6/30/2016
000112AA0	2,955,494	2,955,491	2	2,955,491	1,934,012	6/30/2016
05947UD88	9,081,657	7,947,695	1,133,962	7,947,695	7,950,000	6/30/2016
05947US25	11,748,058	9,750,558	1,997,500	9,750,558	9,752,500	6/30/2016
12627HAK6	1,845,579	1,842,218	3,361	1,842,218	1,554,860	6/30/2016
12628LAJ9	1,218,457	1,199,874	18,583	1,199,874	969,588	6/30/2016
12629EAD7	80,226	79,639	587	79,639	71,277	6/30/2016
12668BFB4	204,555	10,655	193,901	10,655	323,157	6/30/2016
16163HAG6	5,792,011	5,509,216	282,794	5,509,216	5,744,912	6/30/2016
251511AC5	2,162,205	2,135,699	26,506	2,135,699	2,005,725	6/30/2016
251511AF8	3,476,421	3,435,398	41,023	3,435,398	3,168,966	6/30/2016
251513AV9	309,247	306,594	2,653	306,594	289,956	6/30/2016
251513BC0	1,442,869	1,420,050	22,820	1,420,050	1,351,758	6/30/2016
33883AAC4	4,197,476	4,176,000	21,476	4,176,000	2,625,000	6/30/2016
33883CAC0	4,104,635	4,104,631	3	4,104,631	2,362,500	6/30/2016
3622E8AC9	387,608	386,350	1,258	386,350	349,355	6/30/2016
3622ELAG1	1,802,645	1,795,512	7,133	1,795,512	1,680,465	6/30/2016
3622EUAF3	965,019	944,270	20,748	944,270	872,292	6/30/2016
362375AF4	9,607,775	9,474,623	133,152	9,474,623	8,941,647	6/30/2016
36828QLA2	519,398	518,143	1,255	518,143	483,045	6/30/2016
456606GK2	220,269	219,920	348	219,920	212,891	6/30/2016
466247ZQ9	3,687,762	3,681,282	6,480	3,681,282	3,661,822	6/30/2016
46630MAG7	382,778	376,935	5,843	376,935	361,919	6/30/2016
576434V84	11,751,328	11,750,940	389	11,750,940	11,451,563	6/30/2016
61749EAH0	1,369,003	1,337,682	31,321	1,337,682	1,189,665	6/30/2016

STATEMENT AS OF SEPTEMBER 30, 2016 OF THE NEW YORK LIFE INSURANCE COMPANY

NOTES TO FINANCIAL STATEMENTS

IMPAIRMENTS TAKEN ON CURRENT HOLDINGS DURING THE CURRENT YEAR						
(1)	(2)	(3)	(4)	(5)	(6)	(7)
CUSIP ¹	Amortized Cost Before Current Period OTTI	Projected Cash Flows	Current Period Recognized OTTI	Amortized Cost After OTTI	Fair Value	Financial Statement Reporting Period
61750YAB5	65,751	64,367	1,384	64,367	66,895	6/30/2016
61751JAH4	914,420	885,533	28,887	885,533	889,764	6/30/2016
61751JAJ0	908,158	879,995	28,163	879,995	889,567	6/30/2016
61752RAH5	457,001	436,366	20,635	436,366	428,034	6/30/2016
61752RAJ1	678,426	646,245	32,181	646,245	641,923	6/30/2016
73316PEZ9	570,172	569,532	641	569,532	561,853	6/30/2016
76110HS34	2,012,860	2,012,859	1	2,012,859	1,800,908	6/30/2016
933637AJ9	2,102,364	2,076,890	25,473	2,076,890	2,102,378	6/30/2016
93934FCS9	3,963,307	3,843,761	119,546	3,843,761	3,898,145	6/30/2016
93934FLW0	1,265,759	1,241,253	24,507	1,241,253	1,250,595	6/30/2016
BNL0KAV80	18,382,171	16,910,682	1,471,489	16,910,682	18,400,541	6/30/2016
000112AA0	878,068	878,066	1	878,066	566,052	3/31/2016
02147XAS6	976,826	904,919	71,907	904,919	969,913	3/31/2016
059469AF3	3,145,272	3,043,966	101,305	3,043,966	2,791,819	3/31/2016
05948KP52	3,432,631	3,419,227	13,404	3,419,227	3,309,658	3/31/2016
05951FAK0	196,473	186,578	9,895	186,578	170,264	3/31/2016
05951KAZ6	163,137	160,065	3,072	160,065	147,647	3/31/2016
05951KBA0	3,897,029	3,814,312	82,717	3,814,312	3,677,842	3/31/2016
07386HXZ9	2,046,362	2,028,050	18,313	2,028,050	1,930,504	3/31/2016
12489WNN0	1,249,494	1,248,893	601	1,248,893	1,222,700	3/31/2016
12544ABN4	5,680,381	5,171,253	509,128	5,171,253	5,436,498	3/31/2016
12628LAJ9	1,255,615	1,253,332	2,283	1,253,332	1,013,416	3/31/2016
12668AMN2	1,164,555	1,129,038	35,518	1,129,038	1,159,909	3/31/2016
12668AY25	2,714,919	2,694,513	20,406	2,694,513	2,701,419	3/31/2016
12668AYU3	3,737,788	3,432,594	305,194	3,432,594	3,683,794	3/31/2016
12668BKG7	2,674,623	2,614,551	60,072	2,614,551	2,666,880	3/31/2016
126694DT2	2,127,040	2,100,934	26,105	2,100,934	2,048,972	3/31/2016
15132ELF3	896,509	884,959	11,550	884,959	861,540	3/31/2016
15132ELH9	6,806	5,506	1,300	5,506	1	3/31/2016
16163HAG6	6,065,279	5,950,529	114,749	5,950,529	5,965,592	3/31/2016
17309BAB3	89,213	84,449	4,764	84,449	86,795	3/31/2016
18976GAV8	4,541,632	4,529,974	11,658	4,529,974	4,260,471	3/31/2016
251513AV9	326,357	322,862	3,495	322,862	293,527	3/31/2016
251513BC0	1,521,935	1,506,426	15,509	1,506,426	1,372,050	3/31/2016
33883CAC0	4,327,046	4,327,045	1	4,327,045	1,811,250	3/31/2016
3622ELAG1	1,873,243	1,834,055	39,189	1,834,055	1,700,310	3/31/2016
3622EUAF3	984,420	977,968	6,452	977,968	887,117	3/31/2016
362375AF4	9,939,647	9,837,894	101,752	9,837,894	8,935,126	3/31/2016
456606GK2	304,247	303,406	840	303,406	290,440	3/31/2016
45660LSY6	5,427,169	5,370,835	56,334	5,370,835	5,318,995	3/31/2016
55265K4V8	270,566	266,049	4,517	266,049	252,340	3/31/2016
55265K4W6	114,790	112,818	1,971	112,818	105,352	3/31/2016
61748HLF6	2,380,939	2,235,798	145,141	2,235,798	1,971,533	3/31/2016
61749EAH0	1,428,051	1,404,936	23,115	1,404,936	1,299,263	3/31/2016
61750YAB5	71,354	67,411	3,942	67,411	68,025	3/31/2016
69336QAL6	4,228,342	3,898,877	329,465	3,898,877	4,194,437	3/31/2016
73316PEZ9	705,219	700,011	5,207	700,011	688,552	3/31/2016
76114CAD8	3,789,798	3,640,878	148,920	3,640,878	3,734,358	3/31/2016
76114QAC9	6,491,883	6,258,437	233,446	6,258,437	6,291,288	3/31/2016
78477AAA5	2,141,986	2,141,984	2	2,141,984	1,945,610	3/31/2016
933634AF4	1,728,274	1,700,461	27,813	1,700,461	1,624,928	3/31/2016
93934FCS9	4,176,125	4,146,028	30,097	4,146,028	4,093,624	3/31/2016
94980GAK7	168,547	166,589	1,958	166,589	163,915	3/31/2016
BNL0KAV80	20,059,481	18,587,913	1,471,568	18,587,913	18,424,163	3/31/2016
Subtotal- General Account	XXX	XXX	14,027,222	XXX	XXX	
Guaranteed Separate Accounts						
059469AF3	2,515,123	2,487,127	27,996	2,487,127	2,349,638	9/30/2016
073875AN6	1,066,790	1,040,818	25,972	1,040,818	1,003,428	9/30/2016
12627HAK6	1,763,963	1,716,446	47,516	1,716,446	1,584,942	9/30/2016
12628KAF9	1,666,995	1,599,723	67,273	1,599,723	1,529,218	9/30/2016
12628LAJ9	1,554,685	1,551,850	2,835	1,551,850	1,252,117	9/30/2016

STATEMENT AS OF SEPTEMBER 30, 2016 OF THE NEW YORK LIFE INSURANCE COMPANY

NOTES TO FINANCIAL STATEMENTS

IMPAIRMENTS TAKEN ON CURRENT HOLDINGS DURING THE CURRENT YEAR						
(1)	(2)	(3)	(4)	(5)	(6)	(7)
CUSIP ¹	Amortized Cost Before Current Period OTTI	Projected Cash Flows	Current Period Recognized OTTI	Amortized Cost After OTTI	Fair Value	Financial Statement Reporting Period
16163LAR3	395,439	384,377	11,062	384,377	368,403	9/30/2016
16165MAE8	1,431,177	1,365,183	65,994	1,365,183	1,333,106	9/30/2016
251511AC5	1,314,283	1,260,178	54,105	1,260,178	1,231,946	9/30/2016
32056JAG9	408,341	367,816	40,526	367,816	404,211	9/30/2016
3622ELAG1	1,798,019	1,785,792	12,227	1,785,792	1,726,254	9/30/2016
46630MAG7	1,485,265	1,477,439	7,826	1,477,439	1,486,317	9/30/2016
61749EAH0	692,366	689,747	2,619	689,747	630,824	9/30/2016
61751DAE4	178,248	177,060	1,187	177,060	176,632	9/30/2016
64352VGK1	574,162	571,441	2,720	571,441	566,234	9/30/2016
649603AQ0	2,142,400	2,074,050	68,350	2,074,050	1,929,154	9/30/2016
86361PAF3	806,131	802,443	3,688	802,443	754,979	9/30/2016
94983UAB3	255,479	253,247	2,233	253,247	250,511	9/30/2016
05950PAH6	227,597	222,985	4,611	222,985	212,137	6/30/2016
12627HAK6	1,839,523	1,837,253	2,270	1,837,253	1,554,860	6/30/2016
12628KAF9	1,712,781	1,712,779	2	1,712,779	1,565,539	6/30/2016
12628LAJ9	1,624,609	1,599,832	24,777	1,599,832	1,292,784	6/30/2016
251511AC5	1,365,603	1,348,863	16,740	1,348,863	1,266,774	6/30/2016
3622E8AC9	775,216	772,700	2,516	772,700	698,709	6/30/2016
3622ELAG1	1,850,589	1,843,222	7,367	1,843,222	1,722,141	6/30/2016
46630MAG7	1,531,114	1,507,741	23,373	1,507,741	1,447,678	6/30/2016
59023RAJ8	830,896	791,273	39,623	791,273	830,814	6/30/2016
61749EAH0	730,135	713,430	16,705	713,430	634,488	6/30/2016
61751DAE4	184,395	181,915	2,480	181,915	174,814	6/30/2016
61751JAH4	1,143,025	1,106,916	36,109	1,106,916	1,112,205	6/30/2016
61751JAJ0	1,135,197	1,099,994	35,203	1,099,994	1,111,959	6/30/2016
86361PAF3	858,177	816,250	41,927	816,250	769,119	6/30/2016
059469AF3	2,839,554	2,747,779	91,774	2,747,779	2,521,643	3/31/2016
05950PAH6	232,020	229,390	2,630	229,390	212,345	3/31/2016
05951KAZ6	815,686	800,325	15,361	800,325	738,236	3/31/2016
073875AN6	1,226,506	1,172,107	54,399	1,172,107	1,129,539	3/31/2016
12628LAJ9	1,674,153	1,671,109	3,044	1,671,109	1,351,221	3/31/2016
17309BAB3	436,343	413,042	23,300	413,042	424,515	3/31/2016
3622ELAG1	1,923,139	1,882,782	40,358	1,882,782	1,742,478	3/31/2016
61749EAH0	761,627	749,299	12,328	749,299	692,940	3/31/2016
61751DAE4	192,858	187,886	4,971	187,886	179,874	3/31/2016
45660LMZ9	650,717	646,187	4,530	646,187	600,218	3/31/2016
863579UU0	799,050	781,068	17,982	781,068	767,910	3/31/2016
86361PAF3	928,595	904,873	23,722	904,873	831,650	3/31/2016
933634AF4	1,730,375	1,702,024	28,351	1,702,024	1,624,928	3/31/2016
Subtotal- Guaranteed Separate Accounts	XXX	XXX	1,020,582	XXX	XXX	
Grand Total	XXX	XXX	15,047,804	XXX	XXX	

¹ Only the impaired lots within each CUSIP are included within this table.

- (4) The following table presents the Company’s gross unrealized losses and fair values for loan-backed and structured securities, aggregated by the length of time that the individual securities have been in a continuous unrealized loss position as of September 30, 2016:

	Less than 12 Months		12 Months or Greater		Total	
	Estimated Fair Value	Unrealized Losses	Estimated Fair Value	Unrealized Losses	Estimated Fair Value	Unrealized Losses
General Account	\$ 2,338,695,000	\$ 43,418,589	\$ 2,030,084,351	\$ 79,227,580	\$ 4,368,779,351	\$ 122,646,169
Guaranteed Separate Accounts	85,570,645	149,465	32,988,329	451,534	\$ 118,558,974	\$ 600,999
Total	<u>\$ 2,424,265,645</u>	<u>\$ 43,568,054</u>	<u>\$ 2,063,072,680</u>	<u>\$ 79,679,114</u>	<u>\$ 4,487,338,325</u>	<u>\$ 123,247,168</u>

- (5) The Company performs quantitative and qualitative analysis to determine if a decline in fair value was temporary. For those securities where the decline was considered temporary, the Company did not take an impairment when it had the ability and intent to hold until recovery. Factors considered in evaluating whether a decline in value is other-than-temporary include: (1) whether the decline is substantial; (2) the duration that the fair value has been less than amortized cost; (3) the financial condition and near-term prospects of the issuer; and (4) the Company’s ability and intent to retain the investment for the period of time sufficient to allow for an anticipated recovery in value. In addition, for the non-agency residential mortgage backed securities (“RMBS”) portfolio, the Company updates cash flow projections quarterly. A projection is performed for each security based upon the evaluation of prepayment, delinquency,

STATEMENT AS OF SEPTEMBER 30, 2016 OF THE NEW YORK LIFE INSURANCE COMPANY

NOTES TO FINANCIAL STATEMENTS

and default rates for the pool of mortgages collateralizing each security, and the projected impact on the course of future prepayments, defaults, and loss in the pool of mortgages, but do not include market prices. As a result, forecasts may change from period to period and additional impairments may be recognized over time as a result of deterioration in the fundamentals of a particular security or group of securities and/or a continuation of heightened mortgage defaults for a period longer than the assumptions used for the forecasts. Both qualitative and quantitative factors are used in creating the Company's RMBS cash flow models. As such, any estimate of impairments is subject to the inherent limitation on the Company's ability to predict the aggregate course of future events. It should therefore be expected that actual losses may vary from any estimate and the Company may recognize additional other-than-temporary losses.

E. Repurchase Agreements and/or Securities Lending Transactions

- (1) - (2) No change.
- (3) Collateral Received
 - a. No change.
 - b. The Company has not sold or repledged collateral received from dollar repurchase or securities lending agreements. All collateral is received in cash.
 - c. No change.
- (4) - (7) No change.

F. Real Estate

No change.

G. Investment in Low Income Housing Credits ("LIHTC")

No change.

H. Restricted Assets

No change.

I. Working Capital Finance Investments

Not applicable.

J. Offsetting and Netting of Assets and Liabilities

Not applicable.

K. Structured Notes

No change.

6. Joint Ventures, Partnerships and Limited Liability Companies

- A. No change.
- B. No change.

7. Investment Income

- A. No change.
- B. No change.

8. Derivative Instruments

A – F. No change.

9. Income Taxes

A – G. No change.

10. Information Concerning Parent, Subsidiaries, Affiliates and Other Related Parties

A – N. No change.

STATEMENT AS OF SEPTEMBER 30, 2016 OF THE NEW YORK LIFE INSURANCE COMPANY

NOTES TO FINANCIAL STATEMENTS

11. Debt

- A. No change.
- B. Federal Home Loan Bank (“FHLB”) Agreements

(1) On February 26, 2008, the Company became a member of the FHLB of NY and began issuing funding agreements to the FHLB of NY in exchange for cash. The proceeds from the sale of these funding agreements are invested to earn a spread on the business. The funding agreements are issued through the general account and are included in the liability for deposit-type contracts on Page 3 – Liabilities, Surplus and Other Funds. When a funding agreement is issued, the Company is required to post collateral in the form of eligible securities including mortgage-backed, government and agency debt instruments for each of the advances received. Upon any event of default by the Company, the FHLB of NY’s recovery on the collateral is limited to the amount of the Company’s liability to the FHLB of NY. The table below indicates the amounts of FHLB of NY stock purchased, collateral pledged, assets and liabilities related to the agreement with FHLB of NY.

(2) FHLB of NY Capital Stock

a. Amount of FHLB of NY capital stock held, in aggregate, is as follows:

1. Current Year

	Total	General Account	Separate Accounts
Membership stock - Class A	\$ —	\$ —	\$ —
Membership stock - Class B	41,074,400	41,074,400	—
Activity stock	112,500,000	112,500,000	—
Excess stock	—	—	—
Aggregate total	\$ 153,574,400	\$ 153,574,400	\$ —
Actual or estimated borrowing capacity as determined by the insurer	\$ 7,814,353,244	\$ 7,814,353,244	\$ —

2. Prior Year

	Total	General Account	Separate Accounts
Membership stock - Class A	\$ —	\$ —	\$ —
Membership stock - Class B	38,244,200	38,244,200	—
Activity stock	81,000,000	81,000,000	—
Excess stock	—	—	—
Aggregate total	\$ 119,244,200	\$ 119,244,200	\$ —
Actual or estimated borrowing capacity as determined by the insurer	\$ 7,600,053,470	\$ 7,600,053,470	\$ —

The FHLB borrowing capacity for the Company is determined using 5% of the Company's total admitted assets at the current reporting date, less any secured borrowing amounts.

b. Membership stock (Class A and B) eligible and not eligible for redemption is as follows:

	Eligible for Redemption					
	Current Year Total	Not Eligible for Redemption	Less than 6 Months	6 Months to Less than 1 Year	1 to Less than 3 Years	3 to 5 Years
Membership stock						
Class A	\$ —	\$ —	\$ —	\$ —	\$ —	\$ —
Class B	\$ 41,074,400	\$ 41,074,400	\$ —	\$ —	\$ —	\$ —

(3) Collateral pledged to FHLB of NY

a. Amount pledged as collateral as of reporting date is as follows:

	Fair Value ¹	Carrying Value ¹	Aggregate Total Borrowing
1. Current year total general and separate accounts	\$ 3,240,384,623	\$ 2,935,402,792	\$ 2,503,770,863
2. Current year general account	\$ 3,240,384,623	\$ 2,935,402,792	\$ 2,503,770,863
3. Current year separate accounts	\$ —	\$ —	\$ —
4. Prior year total general and separate accounts	\$ 2,493,383,317	\$ 2,279,206,574	\$ 1,802,245,185

¹ Includes amounts in excess of minimum requirements.

b. Maximum amount of collateral pledged during the reporting period is as follows:

	Fair Value	Carrying Value	Amount Borrowed at Time of Maximum Collateral
1. Current year total general and separate accounts	\$ 3,277,242,233	\$ 2,967,915,308	\$ 2,302,775,316
2. Current year general account	\$ 3,277,242,233	\$ 2,967,915,308	\$ 2,302,775,316
3. Current year separate accounts	\$ —	\$ —	\$ —
4. Prior year total general and separate accounts	\$ 2,737,360,865	\$ 2,485,103,954	\$ 1,876,547,721

STATEMENT AS OF SEPTEMBER 30, 2016 OF THE NEW YORK LIFE INSURANCE COMPANY

NOTES TO FINANCIAL STATEMENTS

(4) Borrowing from FHLB of NY

a. Amount borrowed as of reporting date is as follows:

1. Current Year

	Total	General Account	Separate Accounts	Funding Agreements Reserves Established
Debt	\$ —	\$ —	\$ —	\$ —
Funding agreements	2,503,770,863	2,503,770,863	—	2,503,770,863
Other	—	—	—	—
Aggregate total	<u>\$ 2,503,770,863</u>	<u>\$ 2,503,770,863</u>	<u>\$ —</u>	<u>\$ 2,503,770,863</u>

2. Prior Year

	Total	General Account	Separate Accounts	Funding Agreements Reserves Established
Debt	\$ —	\$ —	\$ —	\$ —
Funding agreements	1,802,245,185	1,802,245,185	—	1,802,245,185
Other	—	—	—	—
Aggregate total	<u>\$ 1,802,245,185</u>	<u>\$ 1,802,245,185</u>	<u>\$ —</u>	<u>\$ 1,802,245,185</u>

b. Maximum amount borrowed during current reporting period is as follows:

	Total	General Account	Separate Accounts
Debt	\$ —	\$ —	\$ —
Funding agreements	2,503,770,863	2,503,770,863	—
Other	—	—	—
Aggregate total	<u>\$ 2,503,770,863</u>	<u>\$ 2,503,770,863</u>	<u>\$ —</u>

c. FHLB of NY borrowings subject to prepayment obligations is as follows:

	Does the Company have prepayment obligations under the following arrangements (YES/NO)?
Debt	N/A
Funding agreements	No
Other	N/A

12. Retirement Plans, Deferred Compensation, Postemployment Benefits and Compensated Absences and Other Postretirement Benefit Plans

A. Defined Benefit Plans

(1) - (3) No change.

(4) Components of net periodic benefit cost

	Pension Benefits		Postretirement Benefits	
	September 30, 2016	December 31, 2015	September 30, 2016	December 31, 2015
a. Service cost	\$ 110,551,940	\$ 170,431,920	\$ 18,600,306	\$ 33,179,919
b. Interest cost	201,184,061	308,732,648	43,354,091	68,688,315
c. Expected return on plan assets	(312,065,613)	(421,343,928)	(30,574,784)	(40,997,172)
d. Transition asset or obligation	—	—	—	—
e. Gains and losses	121,687,187	184,542,464	7,437,068	16,104,372
f. Prior service cost or credit	(2,054,891)	(1,831,618)	(12,405,751)	(9,663,073)
g. Nonvested prior service cost or credit	—	9,344,012	17,296,405	23,061,873
h. Net periodic benefit cost	<u>\$ 119,302,684</u>	<u>\$ 249,875,498</u>	<u>\$ 43,707,335</u>	<u>\$ 90,374,234</u>

The Company shares the net periodic benefit cost of certain pension and postretirement benefits with its subsidiaries. The expenses for these plans are allocated to each subsidiary in accordance with an intercompany cost sharing arrangement. The liabilities for these plans are included with the liabilities for the corresponding plan of the Company. Pension and postretirement costs of \$34,837,962 and \$7,158,770, respectively, were billed to subsidiaries for the nine months ended September 30, 2016. Pension and postretirement costs of \$84,531,780 and \$33,560,866, respectively, were billed to subsidiaries for the year ended December 31, 2015.

(5) - (21) No change.

B - I. No change.

13. Capital and Surplus, Shareholders' Dividend Restrictions and Quasi-Reorganizations

(1) - (13) No change.

STATEMENT AS OF SEPTEMBER 30, 2016 OF THE NEW YORK LIFE INSURANCE COMPANY
NOTES TO FINANCIAL STATEMENTS

14. Liabilities, Contingencies and Assessments

A. Contingent Commitments

No change.

B. Assessments

No change.

C. Gain Contingencies

Not applicable.

D. Claims Related Extra Contractual Obligation and Bad Faith Losses Stemming from Lawsuits

No change.

E. Joint and Several Liabilities

Not applicable.

F. All Other Contingencies

No change.

15. Leases

A. Lessee Leasing Arrangements

No change.

B. Significant Leasing Arrangements

Not applicable.

16. Information About Financial Instruments with Off-Balance Sheet Risk and Financial Instruments with Concentrations of Credit Risk

No change.

17. Sale, Transfer and Servicing of Financial Assets and Extinguishments of Liabilities

A. Transfers of Receivables Reported as Sales

Not applicable.

B. Transfer and Servicing of Financial Assets

(1) No change.

(2) - (7) Not applicable.

C. Wash Sales

(1) In the course of the Company's investment management activities, securities may be sold at a loss and repurchased within 30 days of the sale date to enhance the Company's yield on its investment portfolio.

(2) During the three months ended September 30, 2016, the Company did not have any wash sales where securities with an NAIC rating designation of 3 or below, or unrated, were sold and reacquired within 30 days of the sale date.

18. Gain or Loss to the Insurer from Uninsured Plans and the Uninsured Portion of Partially Insured Plans

Not applicable.

19. Direct Premium Written/Produced by Managing General Agents/Third-Party Administrators

No change.

STATEMENT AS OF SEPTEMBER 30, 2016 OF THE NEW YORK LIFE INSURANCE COMPANY

NOTES TO FINANCIAL STATEMENTS

20. Fair Value Measurements

- A. The Company's financial assets and liabilities carried at fair value have been classified, for disclosure purposes, based on a hierarchy defined by SSAP No. 100, *Fair Value Measurements*. Fair value is defined as the price that would be received to sell an asset or paid to transfer a liability in an orderly transaction between market participants at the measurement date. This guidance establishes a framework for measuring fair value that includes a hierarchy used to classify the inputs used in measuring fair value. The hierarchy prioritizes the inputs to valuation techniques used to measure fair value into three levels. The level in the fair value hierarchy within which the fair value measurement falls is determined based on the lowest level input that is significant to the fair value measurement.
- (1) The levels of the fair value hierarchy are based on the inputs to the valuation as follows:
- Level 1** Fair value is based on unadjusted quoted prices for identical assets or liabilities in an active market. Active markets are defined as a market in which many transactions occur with sufficient frequency and volume to provide pricing information on an ongoing basis.
- Level 2** Observable inputs other than level 1 prices, such as quoted prices in active markets for similar assets or liabilities; quoted prices in markets that are not active for identical or similar assets or liabilities, or other model driven inputs that are observable or can be corroborated by observable market data for substantially the full term of the assets or liabilities. Valuations are generally obtained from third-party pricing services for identical or comparable assets or liabilities or through the use of valuation methodologies using observable market inputs.
- Level 3** Instruments whose values are based on prices or valuation techniques that require inputs that are both unobservable and significant to the overall fair value measurement. These inputs reflect management's own assumptions in pricing the asset or liability. Pricing may also be based upon broker quotes that do not represent an offer to transact. Prices are determined using valuation methodologies such as option pricing models, discounted cash flow models and other similar techniques. Non-binding broker quotes, which are utilized when pricing service information is not available, are reviewed for reasonableness based on the Company's understanding of the market, and are generally considered Level 3. To the extent the internally developed valuations use significant unobservable inputs, they are classified as Level 3.

The following table represents the balances of assets and liabilities measured at fair value as of September 30, 2016:

	Quoted Prices in Active Markets for Identical Assets (Level 1)	Significant Observable Inputs (Level 2)	Significant Unobservable Inputs (Level 3)	Total
a Assets at fair value				
1. Preferred stocks				
Redeemable preferred stocks	\$ —	\$ —	\$ —	\$ —
Non-redeemable preferred stocks	—	—	1,487,144	1,487,144
Total preferred stocks	—	—	1,487,144	1,487,144
2. Bonds				
U.S. corporate	—	16,524,034	1,950,221	18,474,255
Foreign corporate	—	—	—	—
Non-agency residential mortgage-backed securities	—	1	—	1
Non-agency commercial mortgage-backed securities	—	3,649,720	—	3,649,720
Non-agency asset-backed securities	—	—	16,017,862	16,017,862
Total bonds	—	20,173,755	17,968,083	38,141,838
3. Common stocks	969,070,620	12,097	158,415,510	1,127,498,227
4. Derivative assets				
Interest rate swaps	—	522,443,220	—	522,443,220
Foreign currency swaps	—	347,397,321	—	347,397,321
Swaptions	—	—	17,411,779	17,411,779
Foreign currency forwards	—	14,218,591	—	14,218,591
Corridor options	—	—	6,936,561	6,936,561
Interest rate caps	—	—	276,394	276,394
Inflation swaps	—	—	—	—
Futures	63,227	—	—	63,227
Total derivative assets	63,227	884,059,132	24,624,734	908,747,093
5. Separate accounts assets	2,588,201,101	5,835,372,684	806,049,013	9,229,622,798
Total assets at fair value	\$ 3,557,334,948	\$ 6,739,617,668	\$ 1,008,544,484	\$ 11,305,497,100
b Liabilities at fair value				
1. Derivative liabilities				
Interest rate swaps	\$ —	\$ 232,961,592	\$ —	\$ 232,961,592
Foreign currency swaps	—	255,094,881	—	255,094,881
Inflation swaps	—	125,932,559	—	125,932,559
Foreign currency forwards	—	525,865	—	525,865
Futures	30,266	—	—	30,266
Total derivative liabilities	30,266	614,514,897	—	614,545,163
2. Separate accounts liabilities - derivatives ¹	113,444	—	—	113,444
Total liabilities at fair value	\$ 143,710	\$ 614,514,897	\$ —	\$ 614,658,607

¹ Separate accounts contract holder liabilities are not included in the table as they are reported at contract value and not fair value in the Company's statutory financial statements.

STATEMENT AS OF SEPTEMBER 30, 2016 OF THE NEW YORK LIFE INSURANCE COMPANY

NOTES TO FINANCIAL STATEMENTS

(2) The table below presents a rollforward of level 3 assets and liabilities for the three months ended September 30, 2016:

	Balance at 06/30/2016	Transfers into Level 3	Transfers out of Level 3	Total gains or (losses) included in Net Income	Total gains or (losses) included in Surplus	Purchases	Issuances	Sales	Settlements	Balance at 09/30/2016
Non-redeemable preferred stocks	\$ 1,487,144	\$ —	\$ —	\$ —	\$ —	\$ —	\$ —	\$ —	\$ —	\$ 1,487,144
Bonds										
U.S. corporate	1,560,974	—	—	(893,995)	670,742	612,500	—	—	—	1,950,221
Non-agency asset-backed securities	15,888,112	—	(2,964,000)	—	3,733,572	—	—	—	(639,822)	16,017,862
Total bonds	17,449,086	—	(2,964,000)	(893,995)	4,404,314	612,500	—	—	(639,822)	17,968,083
Common stocks	140,338,937	—	—	(44,942)	210,610	18,002,118	—	(91,213)	—	158,415,510
Derivatives										
Swaptions	—	17,411,779	—	—	—	—	—	—	—	17,411,779
Corridor options	—	6,936,561	—	—	—	—	—	—	—	6,936,561
Interest rate caps	—	276,394	—	—	—	—	—	—	—	276,394
Total derivatives	—	24,624,734	—	—	—	—	—	—	—	24,624,734
Separate accounts assets ¹	861,526,748	2,500,000	(108,478,551)	16,346,905	12,266,642	52,456,942	—	(30,519,034)	(50,639)	806,049,013
Total	\$1,020,801,915	\$27,124,734	\$ (111,442,551)	\$15,407,968	\$ 16,881,566	\$71,071,560	\$ —	\$ (30,610,247)	\$ (690,461)	\$ 1,008,544,484

¹ The total gains or (losses) included in surplus for separate accounts assets are offset by an equal amount for separate accounts liabilities, which results in a net zero impact on surplus for the Company.

Transfers between levels

Transfers between levels may occur due to changes in valuation sources, changes in the availability of market observable inputs, which generally are caused by changes in market conditions such as liquidity, trading volume or bid-ask spreads, or as a result of a security measured at amortized cost at the beginning of the period, but measured at estimated fair value at the end of the period, or vice versa, due to a ratings downgrade or upgrade. For the separate accounts, transfers are mostly related to changes in the redemption restrictions of limited partnerships and hedge fund investments. The Company’s policy is to assume the transfer occurs at the beginning of the period.

Transfers between Levels 1 and 2

During the three months ended September 30, 2016, there were no transfers between Levels 1 and 2.

Transfers into and out of Level 3

The Company’s basis for transferring assets and liabilities into and out of Level 3 is based on changes in the observability of data, change in the security’s measurement or changes in redemption restrictions of certain separate account investments.

Transfers into Level 3 totaled \$27,124,734 for the three months ended September 30, 2016, and primarily relates to certain derivatives that moved from Level 2 to Level 3 due to changes in the observability of inputs in the valuation model for certain interest rate options. Transfers out of Level 3 totaled \$111,442,551 for the three months ended September 30, 2016, which includes \$108,478,551 of separate accounts assets primarily related to hedge funds whose redemption period changed from over 90 days to less than 90 days, and \$2,964,000 of non-agency asset-backed securities that did not have a level change, but were measured at fair market value at the beginning of the period and measured at amortized cost at the end of the period.

(3) Determination of fair value

The Company has an established and well-documented process for determining fair value. Security pricing is applied using a hierarchy approach whereby publicly available prices are first sought from nationally recognized third-party pricing services. For most private placement securities, the Company applies a matrix-based pricing methodology, which uses spreads derived from third-party benchmark bond indices. For private placement securities that cannot be priced through these processes, the Company uses internal models and calculations. All other securities are submitted to independent brokers for prices. The Company performs various analyses to ascertain that the prices represent fair value. Examples of procedures performed include, but are not limited to, back testing recent trades, monitoring trading volumes, and performing variance analysis of monthly price changes using different thresholds based on asset type. The Company also performs an annual review of all third-party pricing services. During this review, the Company obtains an understanding of the process and sources used by the pricing service to ensure that they maximize the use of observable inputs, the pricing service’s frequency of updating prices, and the controls that the pricing service uses to ensure that their prices reflect market assumptions. The Company also selects a sample of securities and obtains a more detailed understanding from each pricing service regarding how they derived the price assigned to each security. Where inputs or prices do not reflect market participant assumptions, the Company will challenge these prices and apply different methodologies that will enhance the use of observable inputs and data. The Company may use non-binding broker quotes or internal valuations to support the fair value of securities that go through this formal price challenge process. At September 30, 2016, the Company challenged the price it received from third-party pricing services on securities with a book value of \$1,341,630 and a market value of \$1,192,560.

In addition, the Company has a pricing committee that provides oversight over the Company’s prices and fair value process for securities. The committee is comprised of representatives from the Company’s Investment Management group, Controller’s, Compliance and Security Operations. The committee meets quarterly and is responsible for the review and approval of the Company’s valuation procedures. The committee is also responsible for the review of pricing exception reports as well as the review of significant inputs used in the valuation of assets that are valued internally.

For Level 1 investments, valuations are generally based on observable inputs that reflect quoted prices for identical assets in active markets.

The fair value for Level 2 and Level 3 valuations are generally based on a combination of the market and income approach. The market approach generally utilizes market transaction data for the same or similar instruments, while the income approach involves determining fair values from discounted cash flow methodologies.

The following represents a summary of significant valuation techniques for assets and liabilities used to determine fair value, as well as the general classification of such instruments pursuant to the valuation hierarchy.

STATEMENT AS OF SEPTEMBER 30, 2016 OF THE NEW YORK LIFE INSURANCE COMPANY

NOTES TO FINANCIAL STATEMENTS

Level 1 measurements

Common stocks

These securities are comprised of exchange traded U.S. and foreign common stock and mutual funds. Valuation of these securities is based on unadjusted quoted prices in active markets that are readily and regularly available.

Derivatives (including separate accounts liabilities – derivatives)

These derivatives are comprised of exchange traded future contracts. Valuation of these securities is based on unadjusted quoted prices in active markets that are readily and regularly available.

Separate accounts assets

These assets are comprised of cash, exchange traded funds, common stocks and actively traded open-end mutual funds with a daily NAV. The NAV can be observed by redemption and subscription transactions between third parties, or may be obtained from fund managers. Therefore the fair values of these investments has been reflected within Level 1 in the fair value hierarchy. Common stocks are generally traded on an exchange.

Level 2 measurements

Bonds

The fair value of bonds is obtained from third-party pricing services, matrix-based pricing, internal models or broker quotes. Third-party pricing services generally use a discounted cash-flow model or a market approach. Typical inputs used by these pricing sources include, but are not limited to: benchmark yields, reported trades, issuer spreads, bids, offers, benchmark securities, estimated cash flows and prepayment speeds, which the Company has determined are observable inputs.

Private placement securities are primarily priced using a matrix-based pricing methodology, which uses spreads derived from third-party benchmark bond indices. Specifically, the Barclays Credit Index is used for investment-grade securities and the Citi High Yield Cash Index is used for below investment-grade securities. These indices are two widely recognized, reliable, and well regarded benchmarks by participants in the financial services industry, which represent the broader U.S. public bond markets.

Certain private placement securities that cannot be priced using the matrix pricing described above, are priced by an internally developed discounted cash flow model or are priced based on internal calculations. This model uses observable inputs with a discount rate based off spreads of comparable public bond issues, adjusted for liquidity, rating and maturity. The Company assigns a credit rating for private placement securities based upon internal analysis. The liquidity premium is based upon observable market transactions, while the maturity and rating adjustments are based upon data obtained from Bloomberg. These securities are classified as Level 2.

For some of the private placement securities priced through the model, the liquidity adjustments may not be based on market data, but rather, calculated internally. If the impact of the liquidity adjustment, which usually requires the most judgment, is not significant to the overall value of the security, the security is still classified as Level 2.

Common stocks

Common stocks are primarily comprised of securities that are valued using a market approach, in which the quotes are available, but not considered actively traded.

Derivatives

The fair value of derivative instruments is generally derived using valuation models. The selection of a particular model depends upon the contractual terms of, and specific risks inherent in the instrument, as well as the availability of pricing information in the market. The Company generally uses similar models to value similar instruments. Valuation model inputs include contractual terms, yield curves, foreign exchange rates, equity prices, credit curves, measures of volatility, and other factors. OTC derivatives that trade in liquid markets, where model inputs are observable for substantially the full term, are classified as Level 2.

Separate accounts assets

These are assets primarily related to investments in U.S. government and treasury securities, corporate bonds, and mortgage-backed securities. These separate accounts assets are valued and assigned within the fair value hierarchy, consistent with the methodologies described herein for similar financial instruments held within the general account of the Company. This also relates to investments in limited partnerships and hedge funds that use NAV where the investment can be redeemed at NAV at the measurement date or in the near-term (generally 90 days).

Level 3 measurements

Bonds

The valuation techniques for most Level 3 bonds are generally the same as those described in Level 2. However, if the investments are less liquid or are lightly traded, there is generally less observable market data, and therefore these investments will be classified as Level 3. Circumstances where observable market data are not available may include events such as market liquidity and credit events related to the security. In addition, certain securities are priced based upon internal valuations using significant unobservable inputs.

If the price received from third-party pricing services does not appear to reflect market activity, the Company may challenge the price. For securities which go through this formal price challenge process, a non-binding broker quote or internal valuation is used to support the fair value instead. The Company also uses non-binding broker quotes to fair value certain bonds, when the Company is unable to obtain prices from third-party vendors.

Private placement securities where adjustments for liquidity are considered significant to the overall price are classified as Level 3.

Preferred and Common stocks

These securities include equity investments with privately held entities, including a government organization, where the prices are derived from internal valuations.

Derivatives

Derivatives that are valued based upon models with any significant unobservable market inputs or inputs from less actively traded markets, or where the fair value is solely derived using broker quotations, are classified as Level 3.

Separate accounts assets

These assets are primarily related to limited partnership investments and hedge funds that are restricted with respect to transfer or withdrawal (generally greater than 90 days).

STATEMENT AS OF SEPTEMBER 30, 2016 OF THE NEW YORK LIFE INSURANCE COMPANY

NOTES TO FINANCIAL STATEMENTS

- B. Not applicable.
- C. The following table presents the carrying amounts and estimated fair values of the Company's financial instruments at September 30, 2016. Since the SSAP 100 hierarchy only applies to items that are measured at fair value at the reporting date, the items in the tables above are subsets of the amounts reported in the following table.

	Fair Value	Carrying Amount	Level 1	Level 2	Level 3	Not Practicable
Assets:						
Bonds	\$ 100,713,095,448	\$ 91,411,424,997	\$ —	\$ 97,547,918,347	\$ 3,165,177,101	\$ —
Preferred stocks	89,430,199	61,628,228	—	65,756,824	23,673,375	—
Common stocks	1,127,498,227	1,127,498,227	969,070,620	12,097	158,415,510	—
Mortgage loans	15,323,003,436	14,530,672,306	—	—	15,323,003,436	—
Cash, cash equivalents and short-term investments	2,510,318,487	2,510,318,487	201,518,519	2,308,799,968	—	—
Derivatives	945,466,410	928,681,996	63,227	920,778,449	24,624,734	—
Other invested assets ¹	1,249,148,725	1,157,698,681	—	761,036,475	488,112,250	—
Derivatives collateral	154,866,293	154,866,293	—	154,866,293	—	—
Investment income due and accrued	1,196,132,929	1,196,132,929	—	1,196,132,929	—	—
Separate accounts assets	13,798,045,276	13,759,046,415	2,588,201,101	10,366,525,187	843,318,988	—
Total assets	\$ 137,107,005,430	\$ 126,837,968,559	\$ 3,758,853,467	\$ 113,321,826,569	\$ 20,026,325,394	\$ —
Liabilities:						
Deposit fund contracts:						
Funding agreements	\$ 13,335,012,224	\$ 13,225,509,520	\$ —	\$ —	\$ 13,335,012,224	\$ —
Annuities certain	75,558,982	66,974,666	—	—	75,558,982	—
Dividends accumulations and other deposit funds	2,261,453,490	2,261,453,490	—	—	2,261,453,490	—
Supplementary contracts	227,043,930	227,043,930	—	—	227,043,930	—
Continued interest accounts	93,421,639	93,421,639	—	—	93,421,639	—
Premiums paid in advance	84,148,632	84,148,632	—	84,148,632	—	—
Derivatives	649,371,861	649,385,150	30,266	649,341,596	—	—
Derivatives - collateral	416,029,839	416,029,839	—	416,029,839	—	—
Borrowed money	550,535,840	550,535,840	—	550,535,840	—	—
Amounts payable under securities lending	676,756,464	676,756,464	—	676,756,464	—	—
Separate accounts liabilities - derivatives	113,444	113,444	113,444	—	—	—
Separate accounts liabilities - collateral	—	—	—	—	—	—
Separate accounts liabilities - deposit type contracts	1,697,385,209	1,697,385,209	—	1,697,385,209	—	—
Total liabilities	\$ 20,066,831,554	\$ 19,948,757,823	\$ 143,710	\$ 4,074,197,580	\$ 15,992,490,265	\$ —

¹ Excludes investments accounted for under the equity method.

Bonds

The fair value of bonds is determined by considering one of four primary sources: (1) security pricing is applied using a hierarchy approach whereby publicly available prices are first sought from nationally recognized third-party pricing services, (2) securities are priced using a matrix-based pricing methodology, which uses spreads derived from third-party benchmark bond indices, (3) securities are submitted to independent brokers for prices, and (4) securities are priced using an internal pricing model or methodology.

The pricing service generally uses a discounted cash-flow model or market approach to determine fair value. Typical inputs used by these pricing services include, but are not limited to: benchmark yields, reported trades, issuer spreads, bids, offers, benchmark securities, estimated cash flows and prepayment speeds.

Independent pricing vendors do not supply prices for private placement bonds. These securities are primarily priced using a matrix-based pricing methodology, which uses spreads derived from third-party benchmark bond indices. Any private securities that cannot be priced using this methodology, are priced using an internally developed model based upon assigned comparable public issues adjusted for liquidity, maturity and rating, or are priced based on internal calculations. The Company assigns a credit rating based upon internal analysis.

Prices from pricing services and broker quotes are validated on an ongoing basis to ensure the adequacy and reliability of the fair value measurement. The Company performs both quantitative and qualitative analysis of the prices including initial and ongoing review of third-party pricing methodologies, back testing of recent trades, and a thorough review of pricing trends and statistics.

Included in bonds is an affiliated bond from Madison Capital Funding LLC with a carrying value of \$1,729,566,135 and a fair value of \$1,772,148,054. The fair value of this security is calculated internally and may include inputs that may not be observable. Therefore, this security is classified as Level 3.

Preferred and common stocks

The fair value of unaffiliated equity securities is determined by considering one of three primary sources: (1) security pricing is applied using a hierarchy approach whereby publicly available prices are first sought from third-party pricing services, (2) the remaining un-priced securities are submitted to independent brokers for prices, and (3) securities are priced using an internal pricing model or methodology.

Prices from pricing services and broker quotes are validated on an ongoing basis to ensure the adequacy and reliability of the fair value measurement. The Company performs both quantitative and qualitative analysis of the prices including, initial and ongoing review of third-party pricing methodologies, back testing of recent trades, and a thorough review of pricing trends and statistics.

STATEMENT AS OF SEPTEMBER 30, 2016 OF THE NEW YORK LIFE INSURANCE COMPANY

NOTES TO FINANCIAL STATEMENTS

Mortgage loans

The estimated fair value of mortgage loans is determined based upon the present value of the expected cash flows discounted at an interpolated treasury yield plus a spread. The spread is based on management’s judgment and assumptions and it takes into account property type, loan to value and remaining term of each loan. The spread is a significant component of the pricing inputs.

Cash, cash equivalents, short-term investments and investment income due and accrued

Cash on hand is classified as Level 1. Cash overdrafts (i.e. outstanding checks) are classified as Level 2. Due to the short-term maturities, the carrying value of short-term investments, cash equivalents and investment income due and accrued is presumed to approximate fair value.

Derivatives (including separate accounts liabilities – derivatives)

The fair value of derivative instruments is generally derived using valuation models, except for derivatives that are exchange-traded, which are valued using quoted prices in an active market. Where valuation models are used, the selection of a particular model depends upon the contractual terms of, and specific risks inherent in the instrument, as well as the availability of pricing information in the market. The Company generally uses similar models to value similar instruments. Valuation model inputs include contractual terms, yield curves, foreign exchange rates, equity prices, credit curves, measures of volatility, and other factors.

Other invested assets

Other invested assets are principally comprised of loans receivable from NYL Investments, NYL Investors and Cordius as well as LIHTC investments. The fair value of the loan receivable from NYL Investments is based on a discounted cash flow calculation using a market yield based on comparable public data and therefore, classified as Level 2. The fair value of the loans to NYL Investors and Cordius and the LIHTC investments is based on a discounted cash flow calculation using a discount rate that is determined internally (Refer to Note 10 - Information Concerning Parent, Subsidiaries, Affiliates and Other Related Parties, for details on intercompany loans and Note 5 - Investments, for details on LIHTC investments). These investments are classified as Level 3 because the discount rate used is based on management’s judgment and assumptions. For certain other investments included in this line, carrying value is deemed to approximate fair value or the fair value calculation is based on observable inputs and therefore, these assets are classified as Level 2.

Derivatives – collateral (including separate accounts liabilities – collateral)

The carrying value of these instruments approximates fair value since these assets and liabilities are generally short-term in nature.

Separate accounts assets

Assets within the separate accounts are primarily invested in bonds and common stock. The fair value of investments in the separate accounts is calculated using the same procedures as are used for bonds and common stocks in the general account.

The separate accounts also invest in limited partnerships and hedge fund investments. The fair value of such partnerships is determined by reference to the limited partnership’s NAV. The valuation of the hedge funds is based upon the hedge funds’ latest financial statements adjusted for cash activity since that date and estimates of market valuations.

Deposit fund contracts

For funding agreements backing medium term notes, fair values are based on available market prices for the notes. For other funding agreements and annuities certain liabilities, fair values are estimated using discounted cash flow calculations based on interest rates currently being offered for similar contracts with maturities consistent with those remaining for the contracts being valued.

For all other deposit funds, dividend accumulations, continued interest accounts and supplementary contracts, estimated fair value is equal to account value.

Premiums paid in advance

For premiums paid in advance, the carrying value of the liability approximates fair value.

Borrowed money

Borrowed money consists of intercompany borrowings, repurchase agreements and other financing arrangements. Due to the short-term nature of the transactions, the carrying value approximates fair value. The Company had no repurchase agreements as of September 30, 2016.

Amounts payable under securities lending

Amounts payable under securities lending consists of cash collateral received under securities lending agreements. The carrying value approximates fair value.

Separate accounts liabilities – deposit-type contracts

For deposit-type contracts, which are funding agreements, the carrying value of the liability approximates fair value.

- D. If it is not practicable for an entity to estimate the fair value of that financial instrument or a class of financial instruments, the following shall be disclosed:
- (1) – (2) Not applicable.

21. Other Items

A. Unusual or Infrequent Items

Not applicable.

B. Troubled Debt Restructuring: Debtors

Not applicable.

C. Other Disclosures

No change.

D. Business Interruption Insurance Recoveries

Not applicable.

STATEMENT AS OF SEPTEMBER 30, 2016 OF THE NEW YORK LIFE INSURANCE COMPANY
NOTES TO FINANCIAL STATEMENTS

E. State Transferable and Non-Transferable Tax Credits

No change.

F. Subprime and Midprime Mortgage Related Risk Exposure

No change.

G. Retained Assets

No change.

H. Insurance-Linked Securities

Not applicable.

22. Events Subsequent

As of November 14, 2016, the date the financial statements were available to be issued, there have been no events occurring subsequent to the close of the Company's books or accounts for the accompanying annual statement that would have a material effect on the financial condition of the Company.

23. Reinsurance

A. Ceded Reinsurance Report

Section 1 – General Interrogatories

No change.

Section 2 – Ceded Reinsurance Report – Part A

No change.

Section 3 – Ceded Reinsurance Report – Part B

No change.

B. Uncollectible Reinsurance

Not applicable.

C. Commutation of Ceded Reinsurance

Not applicable.

D. Certified Reinsurer Rating Downgraded or Status Subject to Revocation

Not applicable.

E – G. Not applicable.

24. Retrospectively Rated Contracts and Contracts Subject to Redetermination

A – C. Not applicable.

D. No change.

E. Risk Sharing Provisions of the ACA

(1) As of September 30, 2016, the Company wrote accident and health insurance premiums which is subject to the ACA risk sharing provisions.

(2) The impact of risk-sharing provisions of the ACA on admitted assets, liabilities and revenue for the nine months ended September 30, 2016 are as follows:

a. Permanent ACA Risk Adjustment Program

Not applicable.

b. Transitional ACA Reinsurance Program

At September 30, 2016, the Company's liability for contributions payable due to ACA reinsurance program (not reported as ceded premium) was \$2,709.

c. Temporary ACA Risk Corridors Program

Not applicable.

NOTES TO FINANCIAL STATEMENTS

(3) A roll-forward of prior year ACA risk-sharing provisions for the following liability balance as of September 30, 2016 is as follows:

b. Transitional
ACA
reinsurance
program

4. Liabilities for contributions payable due to ACA reinsurance program (not

d. Total for ACA risk-sharing provisions

Explanation of Adjustments:

A. Three covered lives were removed during 2016.

25. Change in Incurred Losses and Loss Adjustment Expenses

Reserves at December 31, 2015 were \$1,343,098,460. As of September 30, 2016, \$120,708,870 has been paid for incurred losses and loss adjustment expenses attributable to insured events of prior years. Reserves remaining for prior years are now \$1,145,952,558 as a result of re-estimation of unpaid claims and claim adjustment expenses principally on group medical, disability income, Medicare supplement of insurance and long term care lines of insurance. Therefore, there has been a \$76,437,032 favorable prior-year development from December 31, 2015 to September 30, 2016. The decrease is generally the result of ongoing analysis of recent loss development trends. Original estimates are increased or decreased, as additional information becomes known regarding individual claims. The Company has no unfavorable prior year loss development on retrospectively rated policies included in this decrease. However, the business to which it relates is subject to premium adjustments.

26. Intercompany Pooling Arrangements

Not applicable.

27. Structured Settlements

No change.

28. Health Care Receivables

Not applicable.

29. Participating Policies

No change.

30. Premium Deficiency Reserves

No change.

31. Reserves for Life Contracts and Annuity Contracts

No change.

32. Analysis of Annuity Actuarial Reserves and Deposit-Type Liabilities by Withdrawal Characteristics

No change.

33. Premium and Annuity Considerations Deferred and Uncollected

No change.

34. Separate Accounts

A. Separate Accounts Activity

No change.

B. General Nature and Characteristics of Separate Accounts Business

No change.

C. Reconciliation of Net Transfers to (From) Separate Accounts

No change.

35. Loss/Claim Adjustment Expenses

No change.

STATEMENT AS OF SEPTEMBER 30, 2016 OF THE NEW YORK LIFE INSURANCE COMPANY

GENERAL INTERROGATORIES

PART 1 - COMMON INTERROGATORIES

GENERAL

- 1.1

Did the reporting entity experience any material transactions requiring the filing of Disclosure of Material Transactions with the State of Domicile, as required by the Model Act?

Yes [] No [X]
- 1.2

If yes, has the report been filed with the domiciliary state?

Yes [] No []
- 2.1

Has any change been made during the year of this statement in the charter, by-laws, articles of incorporation, or deed of settlement of the reporting entity?

Yes [] No [X]
- 2.2

If yes, date of change:
- 3.1

Is the reporting entity a member of an Insurance Holding Company System consisting of two or more affiliated persons, one or more of which is an insurer?
If yes, complete Schedule Y, Parts 1 and 1A.

Yes [X] No []
- 3.2

Have there been any substantial changes in the organizational chart since the prior quarter end?

Yes [X] No []
- 3.3

If the response to 3.2 is yes, provide a brief description of those changes.
All changes to New York Life's organizational chart made during the third quarter of 2016 have been made in the ordinary course of New York Life's business activities.
- 4.1

Has the reporting entity been a party to a merger or consolidation during the period covered by this statement?

Yes [] No [X]
- 4.2

If yes, provide the name of the entity, NAIC Company Code, and state of domicile (use two letter state abbreviation) for any entity that has ceased to exist as a result of the merger or consolidation.
- | | | |
|----------------|-------------------|-------------------|
| 1 | 2 | 3 |
| Name of Entity | NAIC Company Code | State of Domicile |
| | | |
5.

If the reporting entity is subject to a management agreement, including third-party administrator(s), managing general agent(s), attorney-in-fact, or similar agreement, have there been any significant changes regarding the terms of the agreement or principals involved?
If yes, attach an explanation.

Yes [] No [] N/A [X]
- 6.1

State as of what date the latest financial examination of the reporting entity was made or is being made.

12/31/2014
- 6.2

State the as of date that the latest financial examination report became available from either the state of domicile or the reporting entity. This date should be the date of the examined balance sheet and not the date the report was completed or released.

12/31/2014
- 6.3

State as of what date the latest financial examination report became available to other states or the public from either the state of domicile or the reporting entity. This is the release date or completion date of the examination report and not the date of the examination (balance sheet date).

06/30/2016
- 6.4

By what department or departments?
New York State Department of Financial Services in conjunction with representatives of the other zones established by the NAIC.
- 6.5

Have all financial statement adjustments within the latest financial examination report been accounted for in a subsequent financial statement filed with Departments?

Yes [] No [] N/A [X]
- 6.6

Have all of the recommendations within the latest financial examination report been complied with?

Yes [] No [] N/A [X]
- 7.1

Has this reporting entity had any Certificates of Authority, licenses or registrations (including corporate registration, if applicable) suspended or revoked by any governmental entity during the reporting period?

Yes [] No [X]
- 7.2

If yes, give full information:
- 8.1

Is the company a subsidiary of a bank holding company regulated by the Federal Reserve Board?

Yes [] No [X]
- 8.2

If response to 8.1 is yes, please identify the name of the bank holding company.
- 8.3

Is the company affiliated with one or more banks, thrifts or securities firms?

Yes [X] No []
- 8.4

If response to 8.3 is yes, please provide below the names and location (city and state of the main office) of any affiliates regulated by a federal regulatory services agency [i.e. the Federal Reserve Board (FRB), the Office of the Comptroller of the Currency (OCC), the Federal Deposit Insurance Corporation (FDIC) and the Securities Exchange Commission (SEC)] and identify the affiliate's primary federal regulator.

1	2	3	4	5	6
Affiliate Name	Location (City, State)	FRB	OCC	FDIC	SEC
NYLIFE Securities LLC	New York, NY				YES
NYLIFE Distributors LLC	Jersey City, NJ				YES
Eagle Strategies, LLC	New York, NY				YES
New York Life Investment Management LLC	New York, NY				YES
MacKay Shields LLC	New York, NY				YES
Institutional Capital LLC	Chicago, IL				YES
GoldPoint Partners LLC	New York, NY				YES
Cornerstone Capital Management Holdings LLC	New York, NY				YES
NYLIM Service Company LLC	Jersey City, NJ				YES
Private Advisors, L.L.C.	Richmond, VA				YES
Cornerstone Capital Management LLC	Minneapolis, MN				YES
NYL Investors LLC	New York, NY				YES
IndexIQ Advisors LLC	New York, NY				YES
Madison Capital Funding LLC	Chicago, IL				YES

STATEMENT AS OF SEPTEMBER 30, 2016 OF THE NEW YORK LIFE INSURANCE COMPANY

GENERAL INTERROGATORIES

- 9.1

Are the senior officers (principal executive officer, principal financial officer, principal accounting officer or controller, or persons performing similar functions) of the reporting entity subject to a code of ethics, which includes the following standards? (a) Honest and ethical conduct, including the ethical handling of actual or apparent conflicts of interest between personal and professional relationships; (b) Full, fair, accurate, timely and understandable disclosure in the periodic reports required to be filed by the reporting entity; (c) Compliance with applicable governmental laws, rules and regulations; (d) The prompt internal reporting of violations to an appropriate person or persons identified in the code; and (e) Accountability for adherence to the code.

Yes ☒ No ☐
- 9.11

If the response to 9.1 is No, please explain:
- 9.2

Has the code of ethics for senior managers been amended?

Yes ☐ No ☒
- 9.21

If the response to 9.2 is Yes, provide information related to amendment(s).
- 9.3

Have any provisions of the code of ethics been waived for any of the specified officers?

Yes ☐ No ☒
- 9.31

If the response to 9.3 is Yes, provide the nature of any waiver(s).

FINANCIAL

- 10.1

Does the reporting entity report any amounts due from parent, subsidiaries or affiliates on Page 2 of this statement?

Yes ☒ No ☐
- 10.2

If yes, indicate any amounts receivable from parent included in the Page 2 amount:

\$

INVESTMENT

- 11.1

Were any of the stocks, bonds, or other assets of the reporting entity loaned, placed under option agreement, or otherwise made available for use by another person? (Exclude securities under securities lending agreements.)

Yes ☐ No ☒
- 11.2

If yes, give full and complete information relating thereto:
12.

Amount of real estate and mortgages held in other invested assets in Schedule BA:

\$1,100,586,270
13.

Amount of real estate and mortgages held in short-term investments:

\$
- 14.1

Does the reporting entity have any investments in parent, subsidiaries and affiliates?

Yes ☒ No ☐
- 14.2

If yes, please complete the following:

	1	2
	Prior Year-End Book/Adjusted Carrying Value	Current Quarter Book/Adjusted Carrying Value
14.21 Bonds	\$1,785,678,533	\$1,729,566,135
14.22 Preferred Stock	\$	\$
14.23 Common Stock	\$8,536,504,034	\$8,727,931,526
14.24 Short-Term Investments	\$	\$
14.25 Mortgage Loans on Real Estate	\$	\$
14.26 All Other	\$4,777,691,669	\$5,319,706,896
14.27 Total Investment in Parent, Subsidiaries and Affiliates (Subtotal Lines 14.21 to 14.26)	\$15,099,874,236	\$15,777,204,557
14.28 Total Investment in Parent included in Lines 14.21 to 14.26 above	\$	\$
- 15.1

Has the reporting entity entered into any hedging transactions reported on Schedule DB?

Yes ☒ No ☐
- 15.2

If yes, has a comprehensive description of the hedging program been made available to the domiciliary state? If no, attach a description with this statement.

Yes ☒ No ☐

STATEMENT AS OF SEPTEMBER 30, 2016 OF THE NEW YORK LIFE INSURANCE COMPANY

GENERAL INTERROGATORIES

16. For the reporting entity's security lending program, state the amount of the following as of the current statement date:
- 16.1 Total fair value of reinvested collateral assets reported on Schedule DL, Parts 1 and 2.

\$695,850,084
- 16.2 Total book adjusted/carrying value of reinvested collateral assets reported on Schedule DL, Parts 1 and 2.

\$695,389,651
- 16.3 Total payable for securities lending reported on the liability page.

\$676,756,464

17. Excluding items in Schedule E - Part 3 - Special Deposits, real estate, mortgage loans and investments held physically in the reporting entity's offices, vaults or safety deposit boxes, were all stocks, bonds and other securities, owned throughout the current year held pursuant to a custodial agreement with a qualified bank or trust company in accordance with Section 1, III - General Examination Considerations, F. Outsourcing of Critical Functions, Custodial or Safekeeping Agreements of the NAIC Financial Condition Examiners Handbook?
- Yes [X] No []

- 17.1 For all agreements that comply with the requirements of the NAIC Financial Condition Examiners Handbook, complete the following:

1 Name of Custodian(s)	2 Custodian Address
JPMorgan Chase	4 Metro Tech Center – 16th Fl., Brooklyn, NY 11201
The Bank of New York Mellon	225 Liberty Street, 22nd Fl., New York, NY 10286
RBC Dexia Investor Services Trust	155 Wellington Street West, 7th Floor, Toronto, ON M5V 3L3
The Northern Trust Company	50 S LaSalle Street, 2nd Floor, Chicago, IL 60603

- 17.2 For all agreements that do not comply with the requirements of the NAIC Financial Condition Examiners Handbook, provide the name, location and a complete explanation:

1 Name(s)	2 Location(s)	3 Complete Explanation(s)

- 17.3 Have there been any changes, including name changes, in the custodian(s) identified in 17.1 during the current quarter?
- Yes [] No [X]

- 17.4 If yes, give full information relating thereto:

1 Old Custodian	2 New Custodian	3 Date of Change	4 Reason

- 17.5 Identify all investment advisors, brokers/dealers or individuals acting on behalf of broker/dealers that have access to the investment accounts, handle securities and have authority to make investments on behalf of the reporting entity:

1 Central Registration Depository	2 Name(s)	3 Address
107149	Institutional Capital LLC	225 West Wacker Drive, Suite 2400, Chicago, IL 60606
107717	MacKay Shields LLC	9 West 57th Street, New York, NY 10019
148500	Cornerstone Capital Management Holdings LLC	1180 Avenue of the Americas, New York, NY 10036-8401
109591	New York Life Investment Management LLC	51 Madison Avenue, New York, NY 10010
116776	GoldPoint Partners LLC	51 Madison Avenue, New York, NY 10010
109247	Private Advisors, L.L.C.	1800 Bayberry Court, Suite 300, Richmond, VA 23226
158808	MCF Capital Management LLC	30 Southwacker Drive, Suite 3700, Chicago, IL 60606
169553	NYL Investors LLC	51 Madison Avenue, New York, NY 10010
131517	Cushing Asset Management, LP	8117 Preston Road, Suite 440 Dallas, TX 75225

- 18.1 Have all the filing requirements of the Purposes and Procedures Manual of the NAIC Investment Analysis Office been followed?
- Yes [] No [X]

- 18.2 If no, list exceptions:

Initial filings that were not made within 120 days of purchase including:
Filings for which we have not yet received the required documentation necessary for submission to the SVO: 2 securities.
Filings that have been submitted but not yet rated by the SVO: 3 securities.

STATEMENT AS OF SEPTEMBER 30, 2016 OF THE NEW YORK LIFE INSURANCE COMPANY

GENERAL INTERROGATORIES

PART 2 - LIFE & HEALTH

1.

Report the statement value of mortgage loans at the end of this reporting period for the following categories:

1

Amount

1.1

Long-Term Mortgages In Good Standing

1.11

Farm Mortgages

\$

1.12

Residential Mortgages

\$

8,869,456

1.13

Commercial Mortgages

\$

14,481,663,913

1.14

Total Mortgages in Good Standing

\$

14,490,533,369

1.2

Long-Term Mortgages In Good Standing with Restructured Terms

1.21

Total Mortgages in Good Standing with Restructured Terms

\$

1.3

Long-Term Mortgage Loans Upon which Interest is Overdue more than Three Months

1.31

Farm Mortgages

\$

1.32

Residential Mortgages

\$

1.33

Commercial Mortgages

\$

1.34

Total Mortgages with Interest Overdue more than Three Months

\$

1.4

Long-Term Mortgage Loans in Process of Foreclosure

1.41

Farm Mortgages

\$

1.42

Residential Mortgages

\$

101,668

1.43

Commercial Mortgages

\$

40,037,269

1.44

Total Mortgages in Process of Foreclosure

\$

40,138,937

1.5

Total Mortgage Loans (Lines 1.14 + 1.21 + 1.34 + 1.44) (Page 2, Column 3, Lines 3.1 + 3.2)

\$

14,530,672,306

1.6

Long-Term Mortgages Foreclosed, Properties Transferred to Real Estate in Current Quarter

1.61

Farm Mortgages

\$

1.62

Residential Mortgages

\$

1.63

Commercial Mortgages

\$

1.64

Total Mortgages Foreclosed and Transferred to Real Estate

\$

2.

Operating Percentages:

2.1

A&H loss percent

69.125 %

2.2

A&H cost containment percent

0.000 %

2.3

A&H expense percent excluding cost containment expenses

26.642 %

3.1

Do you act as a custodian for health savings accounts?

Yes [] No [X]

3.2

If yes, please provide the amount of custodial funds held as of the reporting date

\$

3.3

Do you act as an administrator for health savings accounts?

Yes [] No [X]

3.4

If yes, please provide the balance of the funds administered as of the reporting date

\$

SCHEDULE S - CEDED REINSURANCE

[illegible]

STATEMENT AS OF SEPTEMBER 30, 2016 OF THE NEW YORK LIFE INSURANCE COMPANY

SCHEDULE T - PREMIUMS AND ANNUITY CONSIDERATIONS

Current Year To Date - Allocated by States and Territories

States, Etc.			1	Life Contracts		Direct Business Only			
				2	3	4 Accident and Health Insurance Premiums, Including Policy, Membership and Other Fees	5 Other Considerations	6 Total Columns 2 Through 5	7 Deposit-Type Contracts
Active Status			Life Insurance Premiums	Annuity Considerations					
1.	Alabama	AL	L	68,156,607	122,782	5,422,702	7,831,673	81,533,764	
2.	Alaska	AK	L	32,213,741	3,110,781	1,517,973	763,617	37,606,112	
3.	Arizona	AZ	L	65,609,392	4,268,717	5,304,698	28,908,188	104,090,995	
4.	Arkansas	AR	L	32,715,249	2,635,634	2,439,164	507,195	38,297,242	
5.	California	CA	L	743,998,606	54,424,560	43,933,519	206,233,926	1,048,590,611	
6.	Colorado	CO	L	68,358,008	220,470	5,940,079	4,937,903	79,456,460	
7.	Connecticut	CT	L	56,841,986	4,444,245	3,444,534	58,520,916	123,251,681	
8.	Delaware	DE	L	13,787,440	323,053,007	723,577	3,041,869	340,605,893	2,858,581,460
9.	District of Columbia	DC	L	10,488,599	4,000,549	866,149	17,383,739	32,739,036	
10.	Florida	FL	L	234,951,138	13,946,579	16,483,005	59,886,934	325,267,656	
11.	Georgia	GA	L	137,509,748	4,590,635	6,793,079	130,533,566	279,427,028	
12.	Hawaii	HI	L	31,487,597	2,440,608	2,617,558	11,756,166	48,301,929	
13.	Idaho	ID	L	15,824,176	518,652	1,435,575	10,034,668	27,813,071	
14.	Illinois	IL	L	172,574,826	2,544,749	8,956,726	51,909,724	235,986,025	
15.	Indiana	IN	L	46,330,422	1,946,532	2,173,189	21,586,227	72,036,370	
16.	Iowa	IA	L	54,300,053	6,349	5,716,570	3,784,754	63,807,726	43,000,000
17.	Kansas	KS	L	43,481,646	4,037,408	3,702,857	(405,679)	50,816,232	
18.	Kentucky	KY	L	41,616,650	2,007,099	2,919,607	(194,052)	46,349,304	
19.	Louisiana	LA	L	113,651,526	4,809,883	7,247,989	4,390,017	130,099,415	
20.	Maine	ME	L	11,756,148	1,267,656	1,304,320	1,704,293	16,032,417	
21.	Maryland	MD	L	106,546,622	26,054,485	8,215,847	12,948,592	153,765,546	
22.	Massachusetts	MA	L	147,079,906	10,489,729	8,351,732	180,839,852	346,761,219	
23.	Michigan	MI	L	74,020,826	5,077,788	4,948,465	28,845,683	112,892,762	
24.	Minnesota	MN	L	49,810,466	1,630,344	3,360,999	3,695,423	58,497,232	
25.	Mississippi	MS	L	42,442,415	1,117,197	3,300,751		46,860,363	
26.	Missouri	MO	L	63,057,863	2,769,317	5,453,474	27,093,715	98,374,369	6,547,497
27.	Montana	MT	L	20,610,186	1,796,997	1,523,757	938	23,931,878	
28.	Nebraska	NE	L	26,555,236	3,401,013	2,877,290	(15,426)	32,818,113	
29.	Nevada	NV	L	40,493,707	9,753,350	2,120,831	(5,003,880)	47,364,008	42,867,951
30.	New Hampshire	NH	L	18,811,267	2,431,705	1,577,212	940,129,790	962,949,974	
31.	New Jersey	NJ	L	207,648,359	53,708,824	11,304,279	51,184,740	323,846,202	
32.	New Mexico	NM	L	30,609,932	2,824,291	2,136,896	(5,520)	35,565,599	2,200,000
33.	New York	NY	L	668,892,706	3,330,929	52,181,440	935,746,071	1,660,151,146	1,135,591,621
34.	North Carolina	NC	L	109,838,309	6,585,054	7,129,911	52,297,042	175,850,316	
35.	North Dakota	ND	L	13,556,788	941,000	1,051,960	(612)	15,549,136	
36.	Ohio	OH	L	121,356,352	51,759,075	9,364,486	16,530,647	199,010,560	
37.	Oklahoma	OK	L	46,037,256	3,117,697	4,355,731	17,371,435	70,882,119	
38.	Oregon	OR	L	35,711,782	553,239	3,316,438	168,101,412	207,682,871	
39.	Pennsylvania	PA	L	180,154,830	26,636,568	11,282,463	108,029,109	326,102,970	
40.	Rhode Island	RI	L	13,615,076	832,146	777,030	3,073,973	18,298,225	
41.	South Carolina	SC	L	73,052,147	4,082,174	4,745,843	10,834,294	92,714,458	
42.	South Dakota	SD	L	33,456,775	1,982,327	3,189,058	2,586,661	41,214,821	
43.	Tennessee	TN	L	67,104,614	3,619,794	5,422,639	63,173,285	139,320,332	
44.	Texas	TX	L	386,319,229	32,587,178	24,337,348	125,436,735	568,680,490	
45.	Utah	UT	L	32,443,400	2,386,586	1,601,712	6,472,744	42,904,442	
46.	Vermont	VT	L	9,711,497	4,619	784,095	645,264	11,145,475	
47.	Virginia	VA	L	145,442,692	12,222,234	11,881,872	35,538,061	205,084,859	
48.	Washington	WA	L	114,211,333	8,559,082	8,381,056	72,100,223	203,251,694	
49.	West Virginia	WV	L	21,076,889	133,847	1,042,204	(256)	22,252,684	
50.	Wisconsin	WI	L	48,534,193	5,258,752	3,521,596	27,078,148	84,392,689	
51.	Wyoming	WY	L	13,428,479	1,278,122	1,145,971	(13,758)	15,838,814	
52.	American Samoa	AS	N						
53.	Guam	GU	L	565,345		7,257		572,602	
54.	Puerto Rico	PR	L	2,320,058	37,535	361,765		2,719,358	
55.	U.S. Virgin Islands	VI	L	3,022,087		123,851		3,145,938	
56.	Northern Mariana Islands	MP	N						
57.	Canada	CAN	L	33,884,672		142,368		34,027,040	
58.	Aggregate Other Aliens	OT	XXX	16,726,064	157,497	128,161		17,011,722	
59.	Subtotal	(a)	54	5,013,802,916	721,517,390	340,390,658	3,507,830,029	9,583,540,993	4,088,788,529
90.	Reporting entity contributions for employee benefits plans		XXX						
91.	Dividends or refunds applied to purchase paid-up additions and annuities		XXX	1,076,227,792	223,373			1,076,451,165	
92.	Dividends or refunds applied to shorten endowment or premium paying period		XXX						
93.	Premium or annuity considerations waived under disability or other contract provisions		XXX	34,201,625		6,390,539		40,592,164	
94.	Aggregate or other amounts not allocable by State		XXX	472,562,460				472,562,460	
95.	Totals (Direct Business)		XXX	6,596,794,793	721,740,763	346,781,197	3,507,830,029	11,173,146,782	4,088,788,529
96.	Plus Reinsurance Assumed		XXX	463,858,519		720		463,859,239	
97.	Totals (All Business)		XXX	7,060,653,312	721,740,763	346,781,917	3,507,830,029	11,637,006,021	4,088,788,529
98.	Less Reinsurance Ceded		XXX	357,242,369		30,471,693		387,714,062	
99.	Totals (All Business) less Reinsurance Ceded		XXX	6,703,410,943	721,740,763	316,310,224	3,507,830,029	11,249,291,959	4,088,788,529
DETAILS OF WRITE-INS									
58001.	ZZZ Other Alien		XXX	16,726,064	157,497	128,161		17,011,722	
58002.		XXX						
58003.		XXX						
58998.	Summary of remaining write-ins for Line 58 from overflow page		XXX						
58999.	Totals (Lines 58001 through 58003 plus 58998)(Line 58 above)		XXX	16,726,064	157,497	128,161		17,011,722	
9401.	Paid-up Additions Applied as Credits		XXX	437,898,532				437,898,532	
9402.	Dividend Accumulations applied as premium or annuity considerations in states that do not allow a dividend deduction		XXX	34,663,928				34,663,928	
9403.		XXX						
9498.	Summary of remaining write-ins for Line 94 from overflow page		XXX						
9499.	Totals (Lines 9401 through 9403 plus 9498)(Line 94 above)		XXX	472,562,460				472,562,460	

STATEMENT AS OF SEPTEMBER 30, 2016 OF THE NEW YORK LIFE INSURANCE COMPANY

(L) Licensed or Chartered - Licensed Insurance Carrier or Domiciled RRG; (R) Registered - Non-domiciled RRGs; (Q) Qualified - Qualified or Accredited Reinsurer; (E) Eligible - Reporting Entities eligible or approved to write Surplus Lines in the state; (N) None of the above - Not allowed to write business in the state.

(a) Insert the number of L responses except for Canada and Other Alien.

Direct Ordinary premiums, Annuities and Individual Accident and Health premiums are allocated by States on the basis of the address to which the premium notice is sent. Single premiums are allocated according to the residence of the insured, owner, or annuitant or the address designated to which business communication should be sent. Group Life, Group Health, and Group Annuity contracts are allocated according to the residence of the individual for whom benefits are purchased or provided. Deposit-Type Funds are state distributed based on where the contract is issued. This is usually the state where the principal office of the plan sponsor is located. The plan sponsor is typically the employer who establishes the pension plan. Premium or annuities waived under disability or other contract provisions are shown in one sum on Line 93, columns 2, 3, 4, 5, 6, and 7. All US business are allocated by state regardless of license status. Dividends applied to pay renewal premiums and considerations for annuities are state distributed.

SCHEDULE Y - INFORMATION CONCERNING ACTIVITIES OF INSURER MEMBERS OF A HOLDING COMPANY GROUP
PART 1 - ORGANIZATIONAL CHART

The following entities are directly controlled by New York Life Insurance Company (Parent) (entities that are indented are directly controlled by the preceding entity).

New York Life Insurance and Annuity Corporation (See page 12.2 for entity's org chart)(13-3044743) (91596)(DE)
NYLIFE Insurance Company of Arizona (52-1530175)(81353)(AZ)
New York Life Enterprises LLC (See page 12.2 for entity's org chart)(13-4199614)(DE)
NYLIFE LLC (See page 12.2 for entity's org chart)(13-4081725)(DE)
New York Life Investment Management Holdings LLC (See page 12.3 for entity's org chart)(52-2206685)(DE)
NYLife Real Estate Holdings LLC (See page 12.7 for entity's org chart)(DE)
Samsung US Dynamic Asset Allocation Securities Feeder Investment Trust H (ROK)
NYL Real Assets LLC (DE)
NYL Emerging Manager LLC (DE)
NYL Investors LLC (See page 12.2 for entity's org chart) (46-4293486)(DE)
NYL Wind Investments LLC (DE)
PTC Acquisitions, LLC (DE)
NYMH-Farmingdale, NY LLC (DE)
NYLMDC-King of Prussia GP, LLC (DE)
 NYLMDC-King of Prussia Realty, LP (DE)
NYMH-Attleboro MA, LLC (DE)
NYMH-Ennis GP, LLC (DE)
 NYMH-Ennis, L.P. (TX)
NYMH-Freeport GP, LLC (DE)
 NYMH-Freeport, L.P. (TX)
NYMH-Houston GP, LLC (DE)
 NYMH-Houston, L.P. (TX)
NYMH-Plano GP, LLC (DE)
 NYMH-Plano, L.P. (TX)
NYMH-San Antonio GP, LLC (DE)
 NYMH-San Antonio, L.P. (TX)
NYMH-Stephenville GP, LLC (DE)
 NYMH-Stephenville, L.P. (TX)
NYMH-Taylor GP, LLC (DE)
 NYMH-Taylor, L.P. (TX)
SCP 2005-C21-002 LLC (DE)
SCP 2005-C21-003 LLC (DE)
SCP 2005-C21-006 LLC (DE)
SCP 2005-C21-007 LLC (DE)
SCP 2005-C21-008 LLC (DE)
SCP 2005-C21-009 LLC (DE)
SCP 2005-C21-017 LLC (DE)
SCP 2005-C21-018 LLC (DE)
SCP 2005-C21-021 LLC (DE)
SCP 2005-C21-025 LLC (DE)
SCP 2005-C21-031 LLC (DE)
SCP 2005-C21-036 LLC (DE)
SCP 2005-C21-041 LLC (DE)
SCP 2005-C21-043 LLC (DE)
SCP 2005-C21-044 LLC (DE)
SCP 2005-C21-048 LLC (DE)
SCP 2005-C21-061 LLC (DE)

SCP 2005-C21-063 LLC (DE)
SCP 2005-C21-067 LLC (DE)
SCP 2005-C21-069 LLC (DE)
SCP 2005-C21-070 LLC (DE)
Madison Capital Funding LLC (DE)
 Madison Avenue Loan Fund GP LLC (DE)
 Madison Avenue Loan Fund LP (80-0920962)(DE)
Ironshore Investment BL I Ltd. (BMU)
LMF WF Portfolio II, LLC (DE)
LMF WF Portfolio III, LLC (DE)
MCF CLO I LLC (DE)
MCF CLO II LLC (DE)
MCF CLO III LLC (DE)
MCF CLO IV LLC (DE)
MCF Mezzanine Carry I LLC (DE)
MCF Mezzanine Fund I LLC (DE)
Montpelier Carry Parent, LLC (DE)
 Montpelier Carry, LLC (DE)
Montpelier GP, LLC (DE)
 Montpelier Fund, L.P. (90-0938480) (DE)
Young America Holdings, LLC (DE)
 YAC.ECOM Incorporated (MN)
 Young America, LLC (MN)
 Global Fulfillment Services, Inc. (AZ)
 SourceOne Worldwide, Inc. (MN)
 YA Canada Corporation (CAN)
Zenith Products Holdings, Inc (DE)
 ZPC Holding Corp. (DE)
 Zenith Products Corporation (DE)
MCF Co-Investment GP, LLC (DE)
 MCF Co-Investment GP, LP (DE)
 Madison Capital Funding Co-Investment Fund, LP (DE)
MCF Fund I LLC (DE)
Warwick McAlester Holdings, LLC (DE)
 Meeco Sullivan, LLC (DE)
 Electric Avenue, LLC (DE)
Silver Spring, LLC (DE)
 Silver Spring Associates, L.P. (PA)
NYLIM Flatiron CLO 2004-1 Ltd. (CYM)
 NYLIM Flatiron CLO 2004-1 Equity Holdings LLC, Series A (DE)
NYLIM Flatiron CLO 2006-1 Ltd. (CYM)
 NYLIM Flatiron CLO 2006-1 Equity Holdings LLC, Series A (DE)
Flatiron CLO 2007-1 Ltd. (CYM)
 NYLIM Flatiron CLO 2007-1 Equity Holdings LLC, Series A (CYM)
Flatiron CLO 2011-1 Ltd. (CYM)
Flatiron CLO 2012-1 Ltd. (CYM)

SCHEDULE Y - INFORMATION CONCERNING ACTIVITIES OF INSURER MEMBERS OF A HOLDING COMPANY GROUP
PART 1 - ORGANIZATIONAL CHART

New York Life Insurance Company (Parent) (continued)

Flatiron CLO 2013-1 Ltd. (CYM)
Flatiron CLO 2014-1 Ltd. (CYM)
Flatiron CLO 16 Ltd. (CYM)
Flatiron CLO 2015-1 Ltd. (CYM)
Stratford CDO 2001-1 Ltd. (CYM)
Silverado CLO 2006-II Limited (CYM)
 Silverado 2006-II Equity Holdings LLC, Series A (CYM)
New York Life Funding (CYM)
New York Life Global Funding (DE)
Martingale Road LLC (DE)
UFI-NOR Federal Receivables (NY)
Government Energy Savings Trust 2003-A (NY)
NYL Equipment Issuance Trust (DE)
Cumberland Condominium Association, Inc. (TN)
REEP-IND FREEDOM MA LLC (DE)
REEP-IND AEGEAN MA LLC (DE)
REEP-IND LYMAN MA LLC (DE)
REEP-OFC Drakes Landing CA LLC (DE)
REEP-OFC Bellevue WA LLC (DE)
REEP-IND Kent LLC (DE)
REEP-IND RTG NC LLC (DE)
REEP-IND Fridley MN LLC (MN)
REEP-IND Green Oaks IL LLC (DE)
REEP-MF Issaquah WA LLC (DE)
REEP-MF Chandler AZ LLC
REEP-MF Verde NC LLC (DE)
REEP-MF Mount Vernon GA LLC (DE)
REEP-MF Wallingford WA LLC (DE)
REEP-RTL Brookhaven PA LLC(DE)
REEP-IND CHINO CA LLC (DE)
REEP-OFC CORPORATE POINTE CA LLC (DE)
REEP-OFC VON KARMAN CA LLC (DE)
2015 DIL PORTFOLIO HOLDINGS LLC (DE)
 CT 611 W. JOHNSON AVE LLC (DE)
 CT 550 RESEARCH PKWY LLC (DE)
 CT 160 CORPORATE COURT LLC (DE)
 NJ 663 E. CRESCENT AVE LLC (DE)
 NJ 1881 ROUTE 46 LLC (DE)
 PA 180 KOST RD LLC (DE)
JREP Fund Holdings I, L.P. (CYM)
Jaguar Real Estate Partners L.P. (CYM)
REEP-OFC One Water Ridge NC LLC (DE)
REEP-OFC Two Water Ridge NC LLC (DE)
REEP-OFC Four Water Ridge NC LLC (DE)
REEP-OFC Five Water Ridge NC LLC (DE)
REEP-OFC Six Water Ridge NC LLC (DE)

REEP-OFC Seven Water Ridge NC LLC (DE)
REEP-OFC Eight Water Ridge NC LLC (DE)
REEP-OFC Nine Water Ridge NC LLC (DE)
REEP-OFC Ten Water Ridge NC LLC (DE)
REEP-OFC Eleven Water Ridge NC LLC (DE)
REEP-OFC Water Ridge NC Holdco LLC (DE)
REEP-OFC Water Ridge NC LLC (DE)
REEP-MF Fountain Place MN LLC(DE)

REEP-OFC ONE BOWDOIN SQUARE MA LLC (DE)
REEP-IND 10 WEST AZ LLC(DE)

SCHEDULE Y - INFORMATION CONCERNING ACTIVITIES OF INSURER MEMBERS OF A HOLDING COMPANY GROUP
PART 1 - ORGANIZATIONAL CHART

New York Life Insurance and Annuity Corporation

Ausbil IT - Ausbil Microcap Fund (AUS)
Ausbil IT – Candriam Sustainable Global Equity Fund (AUS)
MacKay Shields Unconstrained Bond Fund (DE)

New York Life Enterprises LLC

New York Life International Holdings Limited (MUS)
NYL Cayman Holdings Ltd. (CYM)
 NYL Worldwide Capital Investments LLC (DE)
Seguros Monterrey New York Life, S.A. de C.V. (MEX)
 Inmobiliaria SMNYL, S.A. de C.V. (MEX)
 Administradora de Conductos SMNYL, S.A. de C.V. (MEX)
 Agencias de Distribucion SMNYL, S.A. de C.V. (MEX)
SEAF Sichuan SME Investment Fund LLC (DE)

NYL Investors LLC

New York Life Investment Management (U.K.) Ltd. (GBR)
NYLIM Holdings NCVAD, GP, LLC (DE)
 McMorgan Northern California Value Add/Development Fund I, L.P. (DE)
 MNCVAD-IND Greenwood CA LLC (DE)
 MNCVAD-IND Concourse CA LLC (DE)
 MNCVAD-IND Norris Canyon CA LLC (DE)
 MNCVAD-CP Norris Canyon LLC (DE)
 MNCVAD-OFC 2665 North First CA LLC (DE)
 MNCVAD-SEAGATE 2665 North First LLC (DE)
 MNCVAD-IND Petaluma CA LLC (DE)
 MNCVAD-OFC Bridgepointe CA LLC (DE)
 MNCVAD-OFC Ridder Park CA LLC (DE)
 MNCVAD GRAYMARK Ridder Park LLC (DE)
 MNCVAD-OFC ONE BAY CA LLC(DE)
 MNCVAD-HARVEST ONE BAY LLC(DE)
 MNCVAD-IND RICHMOND CA LLC (DE)

NYLIFE LLC

Eagle Strategies LLC (DE)
New York Life Capital Corporation (DE)
New York Life Trust Company (13-3808042) (NY)
 New York Life Structured Settlement Trust (NY)
NYL Executive Benefits LLC (DE)
NYLIFE Securities LLC (13-2649692) (DE)
NYLINK Insurance Agency Incorporated (DE)
NYLUK I Company (GBR)
 NYLUK II Company (GBR)
 Gresham Mortgage (GBR)
 W Construction Company (GBR)
 WIM (AIM) (GBR)
 WUT (GBR)

SCHEDULE Y - INFORMATION CONCERNING ACTIVITIES OF INSURER MEMBERS OF A HOLDING COMPANY GROUP
PART 1 - ORGANIZATIONAL CHART

12.3

<u>New York Life Investment Management Holdings LLC</u>	
Institutional Capital LLC (03-0598064)(DE) ICAP Master Collective Investment Trust – ICAP Large Cap Value Equity Collective Trust (PA) NYLIFE Distributors LLC (13-3741759)(DE) NYLIM Service Company LLC (DE) MacKay Shields LLC (13-4080466)(DE) MacKay Shields Core Plus Opportunities Fund GP LLC (DE) MacKay Shields Core Plus / Opportunities Fund LP (DE) MacKay Shields Credit Strategy Fund Ltd (CYM) MacKay Shields Defensive Bond Arbitrage Fund Ltd. (BMU) MacKay Shields High Yield Active Core Fund GP LLC (DE) MacKay Shields High Yield Active Core Fund LP (DE) MacKay Shields Core Fixed Income Fund GP LLC (DE) MacKay Shields Core Fixed Income Fund LP (45-2733007)(DE) MacKay Municipal Managers Opportunities GP LLC (DE) MacKay Municipal Opportunities Master Fund, L.P. (DE) MacKay Municipal Opportunities Fund, L.P. (DE) MacKay Municipal Managers Credit Opportunities GP LLC (DE) MacKay Municipal Credit Opportunities Master Fund, L.P. (DE) MacKay Municipal Credit Opportunities Fund, L.P. (DE) MacKay Municipal Short Term Opportunities Fund GP LLC (DE) MacKay Municipal Short Term Opportunities Fund LP (45-3041041)(DE) Plainview Funds plc (IRL) Plainview Funds plc – MacKay Shields - Emerging Markets Credit Portfolio (IRL) Plainview Funds plc – MacKay Shields - Flexible Bond Portfolio (IRL) Plainview Funds plc – MacKay Shields - Unconstrained Bond Portfolio (IRL) Plainview Funds plc – MacKay Shields - Floating Rate High Yield Portfolio (IRL) Plainview Funds plc – MacKay Shields Core Plus Opportunities Portfolio (IRL) MacKay Shields Statutory Trust – High Yield Bond Series (CT) MacKay Shields (International) Ltd. (GBR) MacKay Shields (Services) Ltd. (GBR) MacKay Shields UK LLP (GBR) MacKay Shields Global Derivatives LLC (DE) MacKay Municipal Managers Puerto Rico Opportunities GP LLC (DE) MacKay Puerto Rico Opportunities Fund, L.P. (DE) MacKay Puerto Rico Opportunities Feeder Fund, L.P. (DE) MacKay Municipal Managers California Opportunities GP LLC (DE) MacKay Municipal California Opportunities Fund, L.P. (DE) MacKay Municipal New York Opportunities GP LLC (DE) MacKay Municipal New York Opportunities Fund, L.P.(DE) Cornerstone Capital Management Holdings LLC (13-5582869)(DE) Cornerstone Capital Management LLC (41-1763532)(DE) Cornerstone US Equity Market Neutral Fund, LLC (DE) Cornerstone Capital Management Large-Cap Enhanced Index Fund GP, LLC (DE) Cornerstone Capital Management Large-Cap Enhanced Index Fund L.P. (DE) NYL Workforce GP LLC (DE) New York Life Investment Management Holdings International S.á.r.l. (LUX)	New York Life Investment Management Holdings II International S.á.r.l. (LUX) New York Life Investment Management Global Holdings S.á.r.l. (LUX) Candriam Luxco S.á.r.l. (LUX) Ausbil Investment Management Limited (LUX) Ausbil Australia Pty. Ltd. (AUS) Ausbil Asset Management Pty. Ltd. (AUS) Ausbil Dexia Employee Share Trust(AUS) ISPT Holding (BEL) AUSBIL IT – Australian Geared Equity (AUS) Candriam Luxembourg, partnership limited by shares (LUX) BIL Prime Advanced Cash + 100 (LUX) Candriam France, simplified joint-stock company (FRA) Candriam Dublin (IRE) Candriam Monétaire (FRA) Candriam Switzerland LLC, limited liability company (CHE) Candriam Belgium, public limited company (BEL) Candriam Bonds Convertible Opportunities (LUX) Candriam Alternative Return Equity Market Neutral (LUX) Cordius CIG (LUX) New York Life Investment Management LLC (DE) Madison Core Property Fund LLC (DE) MIREF 1500 Quail, LLC (DE) MIREF Mission Heritage, LLC (DE) MIREF Mill Creek, LLC (DE) MIREF Gateway, LLC (DE) MIREF Delta Court, LLC (DE) MIREF Fremont Distribution Center, LLC (DE) 1101 Taylor Road LLC (DE) MIREF Century, LLC (DE) MIREF York Road, LLC (DE) York Road EW, LLC (DE) York Road Retail West, LLC (DE) 2001 EW LLC (DE) 2122 EW LLC (DE) MIREF Saddle River LLC (DE) Via Verde San Dimas, LLC (DE) MIREF DC Corp. (DE) MIREF L Street, LLC (DE) 1901 L Street Corp. (DE) 1901 L Street LLC (DC) MIREF Newpoint Commons, LLC (DE) MIREF Northsight, LLC (DE) MIREF Riverside, LLC (DE) MIREF Corporate Woods, LLC (DE) MIREF Bedminster, LLC (DE) MIREF Barton's Creek, LLC (DE)

SCHEDULE Y - INFORMATION CONCERNING ACTIVITIES OF INSURER MEMBERS OF A HOLDING COMPANY GROUP
PART 1 - ORGANIZATIONAL CHART

New York Life Investment Management Holdings LLC (continued)

Barton's Lodge Apartments, LLC (DE)	DCM Warehouse Series A, LLC (DE)
MIREF Marketpointe, LLC (DE)	DCM Warehouse Series One, LLC (DE)
MIREF 101 East Crossroads, LLC (DE)	Sixteen West Savannah, LLC (IN)
101 East Crossroads, LLC (DE)	
MIREF Waterview, LLC (DE)	NYLIM RE Mezzanine Fund II Investment Corporation (DE)
MIREF Chain Bridge, LLC (DE)	WFHG GP, LLC (DE)
1991 Chain Bridge Road, LLC (DE)	Workforce Housing Fund I-2007 LP (DE)
MIREF Aptakismic, LLC (DE)	Evolve Asset Management, Ltd. (IND)
Aptakismic Creek Corporate Park, LLC (DE)	GoldPoint Partners LLC (13-4091043) (DE)
MIREF Hawthorne, LLC (DE)	GoldPoint Mezzanine Partners IV GenPar GP, LLC (DE)
MIREF Auburn 277, LLC (DE)	GoldPoint Mezzanine Partners Offshore IV, L.P. (CYM)
MIREF Sumner North, LLC (DE)	GoldPoint Mezzanine Partners IV GenPar LP (DE)
MIREF Wellington, LLC (DE)	GoldPoint Mezzanine Partners IV, LP (DE)
MIREF Warner Center, LLC (DE)	GPP Mezzanine Blocker Holdco A, LP (DE)
MADISON-IND Valley Business Park CA LLC (DE)	GPP Mezzanine Blocker Holdco Preferred A, LP(DE)
MADISON-MF Duluth GA LLC (DE)	GPP Mezzanine Blocker A, LP (DE)
MADISON-MF Casa Santa Fe AZ LLC (DE)	GPP Mezzanine Blocker Holdco B, LP (DE)
MADISON-MF Cabrillo AZ LLC (DE)	GPP Mezzanine Blocker B, LP (DE)
MADISON-OFC Centerstone I CA LLC (DE)	GoldPoint Mezzanine Partners Co-Investment Fund A, LP (DE)
MADISON-OFC Centerstone III CA LLC (DE)	NYLCAP 2010 Co-Invest GenPar GP, LLC (DE)
MADISON-MOB Centerstone IV CA LLC (DE)	NYLCAP 2010 Co-Invest GenPar L.P. (DE)
MADISON-OFC Canyon Commons CA LLC (DE)	NYLCAP 2010 Co-Invest L.P. (DE)
MADISON-OFC Centerpoint Plaza CA LLC (DE)	NYLCAP 2010 Co-Invest ECI Blocker Holdco A L.P. (DE)
MADISON-IND Logistics NC LLC (DE)	NYLCAP 2010 Co-Invest ECI Blocker A L.P. (DE)
MCPF-LRC Logistics LLC (DE)	NYLCAP 2010 Co-Invest ECI Blocker Holdco B L.P. (DE)
MADISON-MF Desert Mirage AZ LLC (DE)	NYLCAP 2010 Co-Invest ECI Blocker B L.P. (DE)
MADISON-OFC One Main Place OR LLC (DE)	NYLCAP 2010 Co-Invest ECI Blocker Holdco C L.P. (DE)
MADISON-IND Fenton MO LLC (DE)	NYLCAP 2010 Co-Invest ECI Blocker C L.P. (DE)
MADISON-IND Hitzert Roadway MO LLC (DE)	NYLCAP 2010 Co-Invest ECI Blocker Holdco E L.P. (DE)
MADISON-MF Hoyt OR LLC (DE)	NYLCAP 2010 Co-Invest ECI Blocker E L.P. (DE)
MADISON-RTL Clifton Heights PA LLC (DE)	NYLCAP 2010 Co-Invest ECI Blocker Holdco F L.P. (DE)
MADISON-IND Locust CA LLC (DE)	NYLCAP 2010 Co-Invest ECI Blocker F L.P. (DE)
MADISON-OFC Weston Pointe FL LLC (DE)	NYLCAP 2010 Co-Invest ECI Blocker Holdco G L.P. (DE)
MADISON-MF Henderson NV LLC (DE)MCPF-SP Henderson LLC (DE)	NYLCAP 2010 Co-Invest ECI Blocker G L.P. (DE)
MADISON-SP Henderson LLC (DE)	New York Life Capital Partners, LLC (DE)
MADISON-IND VISTA LOGISTICS OR LLC(DE)	New York Life Capital Partners, LP (13-4091045) (DE)
MADISON-SPECHT VISTA LOGISTICS LLC (DE)	New York Life Capital Partners II, LLC (DE)
MADISON-MF MCCADDEN CA LLC (DE)	New York Life Capital Partners II, L.P. (DE)
NYLIM-GCR Fund I, LLC (DE)	New York Life Capital Partners III GenPar GP, LLC (DE)
NYLIM Fund II GP, LLC (DE)	New York Life Capital Partners III GenPar, LP (DE)
NYLIM Real Estate Mezzanine Fund II, LP (DE)	New York Life Capital Partners III, LP (DE)
NYLIM-TND, LLC (DE)	New York Life Capital Partners III-A, LP (DE)
NYLIM-DCM, LLC (DE)	New York Life Capital Partners IV GenPar GP, LLC (DE)
NYLIM-MM, LLC (DE)	New York Life Capital Partners IV GenPar, LP (DE)
DCM-N, LLC (DE)	New York Life Capital Partners IV, LP (DE)
	New York Life Capital Partners IV-A, LP (DE)

SCHEDULE Y - INFORMATION CONCERNING ACTIVITIES OF INSURER MEMBERS OF A HOLDING COMPANY GROUP
PART 1 - ORGANIZATIONAL CHART

GoldPoint Partners Co-Investment V GenPar GP LLC (DE)

New York Life Investment Management Holdings LLC (continued)

GoldPoint Partners Co-Investment V GenPar, L.P. (DE)
GoldPoint Partners Co-Investment V, LP (DE)
GoldPoint Partners Co-Investment V ECI Blocker Holdco A, LP (DE)
GoldPoint Partners Co-Investment V ECI Blocker A, LP (DE)
GoldPoint Partners Co-Investment V ECI Blocker Holdco B, LP (DE)
GoldPoint Partners Co-Investment V ECI Blocker B, LP (DE)
GoldPoint Partners Co-Investment V ECI Blocker Holdco C, LP (DE)
GoldPoint Partners Co-Investment V ECI Blocker C, LP (DE)
GoldPoint Partners Co-Investment V ECI Blocker Holdco D, LP (DE)
GoldPoint Partners Co-Investment V ECI Blocker D, LP (DE)
GoldPoint Partners Co-Investment V ECI Blocker Holdco E, LP (DE)
GoldPoint Partners Co-Investment V ECI Blocker E, LP (DE)
GoldPoint Partners Co-Investment V ECI Blocker Holdco F, LP
GoldPoint Partners Co-Investment V ECI Blocker F, LP
GoldPoint Partners Co-Investment Fund-A, LP
NYLCAP India Funding LLC (DE)
NYLIM-JB Asset Management Co. (Mauritius) LLC (MUS)
New York Life Investment Management India Fund II, LLC (Mauritius) (MUS)
New York Life Investment Management India Fund (FVCI) II, LLC (Mauritius) (MUS)
NYLCAP India Funding III LLC (DE)
NYLIM-Jacob Ballas Asset Management Company III (Mauritius) LLC (MUS)
NYLIM Jacob Ballas India Fund III (Mauritius) LLC (MUS)
NYLIM Jacob Ballas Capital India (FVCI) III (Mauritius) LLC (MUS)
NYLIM Jacob Ballas India (FIL) III (Mauritius) LLC (MUS)
NYLIM Jacob Ballas India Holdings (Mauritius) IV
NYLCAP Holdings (Mauritius) LLC (MUS)
Jacob Ballas Capital India PVT, LTD (MUS)
NYLIM Mezzanine GenPar GP, LLC (DE)
NYLIM Mezzanine GenPar, LP (DE)
New York Life Investment Management Mezzanine Partners, LP (DE)
NYLIM Mezzanine Partners Parallel Fund, LP (DE)
NYLIM Mezzanine Partners II GenPar GP, LLC (DE)
NYLIM Mezzanine Offshore Partners II, LP (CYM)
NYLIM Mezzanine Partners II GenPar, LP (DE)
New York Life Investment Management Mezzanine Partners II, LP (DE)
NYLIM Mezzanine II Luxco S.a.r.l. (LUX)
NYLIM Mezzanine Partners II Parallel Fund, LP (DE)
NYLIM Mezzanine II Parallel Luxco S.a.r.l. (LUX)
Voice Holdco Ltd. (CAN)
NYLCAP Mezzanine Partners III GenPar GP, LLC (DE)
NYLCAP Mezzanine Partners III GenPar, LP (DE)
NYLCAP Mezzanine Partners III-K, LP (DE)
NYLCAP Mezzanine Partners III, LP (DE)

NYLCAP Mezzanine Partners III Parallel Fund, LP (DE)
NYLCAP Mezzanine Partners III 2012 Co-Invest, LP (DE)
NYLCAP Mezzanine Partners III 2012 Co-Invest ECI Blocker Holdco A, LP (DE)
NYLCAP Mezzanine Partners III 2012 Co-Invest ECI Blocker A, LP (DE)
NYLCAP Mezzanine Partners III 2012 Co-Invest ECI Blocker Holdco B, LP (DE)
NYLCAP Mezzanine Partners III 2012 Co-Invest ECI Blocker B, LP (DE)
NYLCAP Mezzanine Partners III 2012 Co-Invest ECI Blocker Holdco C, LP (DE)
NYLCAP Mezzanine Partners III 2012 Co-Invest ECI Blocker C, LP (DE)
C.B. Fleet TopCo. LLC (DE)
NYLCAP Mezzanine Partners III 2012 Co-Invest ECI Blocker Holdco D, LP (DE)
NYLCAP Mezzanine Partners III 2012 Co-Invest ECI Blocker D, LP (DE)
NYLCAP Mezzanine Partners III 2012 Co-Invest ECI Blocker Holdco E, LP (DE)
NYLCAP Mezzanine Partners III 2012 Co-Invest ECI Blocker E, LP (DE)
NYLCAP Mezzanine Partners III 2012 Co-Invest ECI Blocker Holdco F,LP
NYLCAP Mezzanine Partners III 2012 Co-Invest ECI Blocker F, LP
NYLCAP Mezzanine Offshore Partners III, L.P. (DE)
NYLCAP Select Manager GenPar, LP (DE)
NYLCAP Select Manager GenPar GP, LLC (DE)
NYLCAP Select Manager Fund, LP (DE)
NYLCAP Select Manager Cayman Fund, LP (CYM)
NYLCAP Select Manager II GenPar GP, LLC (DE)
NYLCAP Select Manager II GenPar GP L.P. (CYM)
NYLCAP Select Manager Fund II, L.P. (CYM)
NYLCAP Canada GenPar Inc. (CAN)
NYLCAP Select Manager Canada Fund, LP (CAN)
NYLCAP Canada II GenPar Inc. (CAN)
NYLCAP Select Manager Canada Fund II, L.P. (CAN)
GoldPoint Partners Select Manager III GenPar GP, LLC (DE)
GoldPoint Partners Select Manager III GenPar, L.P. (CYM)
GoldPoint Partners Select Manager Fund III, L.P. (CYM)
GoldPoint Partners Select Manager Fund III AIV, L.P.
GoldPoint Partners Canada III GenPar, Inc
GoldPoint Partners Select Manager Canada Fund III, L.P.
Private Advisors LLC (54-1886751)(DE)
PACIF GP, LLC (DE)
Private Advisors Coinvestment Fund, LP (DE)
PACIF Carry Parent, LLC (DE)
PACIF Carry, LLC (DE)
PACIF II Carry Parent, LLC (DE)
PACIF II Carry, LLC (DE)
PACIF II GP, LLC (DE)
Private Advisors Coinvestment Fund II, LP (DE)

SCHEDULE Y - INFORMATION CONCERNING ACTIVITIES OF INSURER MEMBERS OF A HOLDING COMPANY GROUP
PART 1 - ORGANIZATIONAL CHART

PACIF III Carry Parent, LLC (DE) PACIF III Carry, LLC (DE)	PACIF III GP, LLC (DE) Private Advisors Coinvestment Fund III, LP (46-1360141) (DE)
<u>New York Life Investment Management Holdings LLC (continued)</u>	
PACIF IV GP LLC (DE) Private Advisors Coinvestment Fund IV LP (DE) PACIF IV Carry Parent, LLC (DE) PACIF IV Carry, LLC (DE) PASCCIF GP, LLC (DE) Private Advisors Small Company Coinvestment Fund, LP (DE) PASCCIF Carry Parent, LLC (DE) PASCCIF Carry, LLC (DE) Private Advisors Distressed Opportunities Fund, L.P. (DE) Private Advisors Small Company Buyout Fund II, L.P. (DE) PASCBF III GP, LLC (DE) Private Advisors Small Company Buyout Fund III, LP (DE) PASCBF IV Carry Parent, LLC (DE) PASCBF IV Carry, LLC (DE) PASCBF IV GP, LLC (DE) Private Advisors Small Company Buyout Fund IV, LP (DE) PASCBF V Carry Parent, LLC (DE) PASCBF V Carry, LLC (DE) PASCBF V GP, LLC (DE) Private Advisors Small Company Buyout Fund V, LP (DE) Private Advisors Small Company Buyout V, ERISA Fund, LP (DE) PASCPEF VI Carry Parent, LLC (DE) PASPEF VI Carry, LLC (DE) PASCPEF VI GP, LLC (DE) Private Advisors Small Company Private Equity Fund VI, LP (DE) Private Advisors Small Company Private Equity Fund VI (Cayman), LP (CYM) PASCPEF VII GP, LLC (DE) Private Advisors Small Company Private Equity Fund VII, LP (DE) PASCPEF VII Carry Parent, LLC (DE) PASCPEF VII Carry, LLC (DE) PA Real Assets Carry Parent, LLC (DE)	PA Real Assets Carry, LLC (DE) PA Emerging Manager Carry Parent, LLC (DE) PA Emerging Manager Carry, LLC (DE) RIC I GP, LLC (DE) Richmond Coinvestment Partners I, LP (DE) RIC I Carry Parent, LLC (DE) RIC I Carry, LLC (DE) PARAF GP, LLC (DE) Private Advisors Real Assets Fund, LP (DE) PARAF Carry Parent, LLC (DE) PARAF Carry, LLC (DE) Cuyahoga Capital Partners I Management Group, LLC (DE) Cuyahoga Capital Partners II Management Group LLC (DE) Cuyahoga Capital Partners III Management Group LLC (DE) Cuyahoga Capital Partners IV Management Group LLC (DE) PASF V GP, LLC Private Advisors Secondary Fund V, LP PASF V Carry Parent, LLC PASF V Carry, LLC Cuyahoga Capital Emerging Buyout Partners Management Group LLC (DE) UVF GP, LLC (DE) Undiscovered Value Fund, LP (DE) Undiscovered Value Fund, Ltd. (CYM) Undiscovered Value Master Fund SPC (CYM) Private Advisors Stable Value Fund, Ltd. (DE) Index IQ Holdings Inc. (DE) Financial Development LLC (DE) IndexIQ, Inc. (DE) IndexIQ LLC (DE) IndexIQ Advisors LLC (DE) New York Life Investment Management Asia Limited (CYM)

SCHEDULE Y - INFORMATION CONCERNING ACTIVITIES OF INSURER MEMBERS OF A HOLDING COMPANY GROUP
PART 1 - ORGANIZATIONAL CHART

NYLife Real Estate Holdings LLC

CC Acquisitions, LP (DE)
Huntsville NYL LLC (DE)
NYL Midwest Apartments LLC (DE)
REEP-MF Cumberland TN LLC (DE)
 Cumberland Apartments, LLC (TN)
REEP-RTL Bradford PA LLC (DE)
REEP-IND Forest Park NJ LLC (DE)
 FP Building 1-2-3 LLC (DE)
 FP Building 4 LLC (DE)
 FP Building 17, LLC (DE)
 FP Building 18, LLC (DE)
 FP Building 19, LLC (DE)
 FP Building 20, LLC (DE)
 FP Mantua Grove LLC (DE)
 FP Lot 1.01 LLC (DE)
REEP-IND NJ LLC (DE)
 NJIND JV LLC (DE)
 NJIND Hook Road LLC (DE)
 NJIND Old Post Road LLC (DE)
 NJIND Brunswick Avenue LLC (DE)
 NJIND Raritan Center LLC (DE)
 NJIND Talmadge Road LLC (DE)
 NJIND Bay Avenue LLC (DE)
 NJIND Melrich Road LLC (DE)
 NJIND Carter Drive LLC (DE)
 NJIND Corbin Street LLC (DE)
REEP-MF Marina Landing WA LLC (DE)
 REEP-SP Marina Landing LLC (DE)
REEP-IND Valwood TX LLC (DE)
REEP-MF Enclave TX LLC (DE)
REEP-MF Mira Loma II TX LLC (DE)
REEP-MF Summitt Ridge CO LLC (DE)
REEP-OF Centerpointe VA LLC (DE)
REEP-OFC 575 Lex NY LLC (DE)
REEP-OFC 575 Lex NY GP LLC (DE)
REEP-OFC Westory DC LLC (DE)
REEP-RTL SASI GA LLC (DE)
REEP-MF Woodridge IL LLC (DE)
REEP-IND Continental NC LLC (DE)
 LRC-Patriot, LLC (DE)
 REEP-LRC Industrial LLC (DE)
REEP-OFC 525 N Tryon NC LLC (DE)
 525 Charlotte Office LLC (DE)
REEP-OFC Royal Centre GA LLC (DE)
 Royal Centre, LLC (DE)
REEP-RTL CTC NY LLC (DE)
 Cortlandt Town Center LLC (DE)
REEP-OFC 5005 LBJ Freeway TX LLC (DE)

5005 LBJ Tower LLC (DE)
REEP-MF SPENCER NV LLC (DE)
REEP-HZ SPENCER JV LLC (DE)
REEP-HZ SPENCER LLC (DE)

SCHEDULE Y
PART 1A - DETAIL OF INSURANCE HOLDING COMPANY SYSTEM

1	2	3	4	5	6	7	8	9	10	11	12	13	14	15
Group Code	Group Name	NAIC Company Code	ID Number	Federal RSSD	CIK	Name of Securities Exchange if Publicly Traded (U.S. or International)	Names of Parent, Subsidiaries Or Affiliates	Domiciliary Location	Relationship to Reporting Entity	Directly Controlled by (Name of Entity/Person)	Type of Control (Ownership, Board, Management, Attorney-in-Fact, Influence, Other)	If Control is Ownership Provide Percentage	Ultimate Controlling Entity(ies)/Person(s)	*
0826	New York Life Group	66915	13-5582869	1583827	0000071633		New York Life Insurance Company	NY						
0826	New York Life Group	91596	13-3044743	3683691	0000727136		New York Life Insurance & Annuity Corporation	DE	DS	New York Life Insurance Company	Ownership	100.000	New York Life Insurance Company	
		00000					Ausbil IT – Ausbil Microcap Fund	AUS	NIA	New York Life Insurance & Annuity Corporation	Ownership	9.925	New York Life Insurance Company	
		00000					Ausbil IT Candriam Sustainable Global Equity Fund	AUS	NIA	New York Life Insurance and Annuity Corporation	Ownership	38.050	New York Life Insurance Company	
0826	New York Life Group	81353	52-1530175				MacKay Shields Unconstrained Bond Fund	DE	NIA	New York Life Insurance Company	Ownership	100.000	New York Life Insurance Company	
		00000	13-4199614				NYLIFE Insurance Company of Arizona	AZ	DS	New York Life Insurance Company	Ownership	100.000	New York Life Insurance Company	
		00000					New York Life Enterprises LLC	DE	DS	New York Life Insurance Company	Ownership	100.000	New York Life Insurance Company	
		00000					New York Life International Holdings Limited	MUS	NIA	New York Life Enterprises LLC	Ownership	84.000	New York Life Insurance Company	
		00000					New York Life International Holdings Limited	MUS	NIA	NYL Cayman Holdings Ltd.	Ownership	16.000	New York Life Insurance Company	
		00000					NYL Cayman Holdings Ltd.	CYM	NIA	New York Life Enterprises LLC	Ownership	100.000	New York Life Insurance Company	
		00000					NYL Worldwide Capital Investments, LLC	DE	NIA	NYL Cayman Holdings Ltd.	Ownership	100.000	New York Life Insurance Company	
		00000					Seguros Monterrey New York Life, S.A. de C.V.	MEX	IA	New York Life Enterprises LLC	Ownership	100.000	New York Life Insurance Company	
		00000					Administradora de Conductos SMNYL, S.A. de C.V.	MEX	NIA	Seguros Monterrey New York Life, S.A. de C.V.	Ownership	99.000	New York Life Insurance Company	
		00000					Agencias de Distribucion SMNYL, S.A. de C.V.	MEX	NIA	Seguros Monterrey New York Life, S.A. de C.V.	Ownership	99.000	New York Life Insurance Company	
		00000					Inmobiliaria SMNYL, S.A. de C.V.	MEX	NIA	Seguros Monterrey New York Life, S.A. de C.V.	Ownership	99.000	New York Life Insurance Company	
		00000					Inmobiliaria SMNYL, S.A. de C.V.	MEX	NIA	Agencias de Distribucion SMNYL, S.A. de C.V.	Ownership	1.000	New York Life Insurance Company	
		00000					SEAF Sichuan SME Investment Fund LLC	DE	NIA	New York Life Enterprises LLC	Ownership	39.980	New York Life Insurance Company	
		00000					Samsung US Dynamic Asset Allocation Securities Feeder Investment Trust H	KOR	NIA	New York Life Insurance Company	Ownership	49.100	New York Life Insurance Company	
		00000					NYL Real Assets LLC	DE	NIA	New York Life Insurance Company	Ownership	100.000	New York Life Insurance Company	
		00000					NYL Emerging Manager LLC	DE	NIA	New York Life Insurance Company	Ownership	100.000	New York Life Insurance Company	
		00000	13-4081725	2928649	0001270096		NYLIFE LLC	DE	DS	New York Life Insurance Company	Ownership	100.000	New York Life Insurance Company	
		00000					Eagle Strategies LLC	DE	NIA	NYLIFE LLC	Ownership	100.000	New York Life Insurance Company	
		00000					New York Life Capital Corporation	DE	NIA	NYLIFE LLC	Ownership	100.000	New York Life Insurance Company	
		00000					NYL Executive Benefits LLC	DE	NIA	NYLIFE LLC	Ownership	100.000	New York Life Insurance Company	
		00000	13-2649692		0000071637		NYLIFE Securities LLC	DE	NIA	NYLIFE LLC	Ownership	100.000	New York Life Insurance Company	
		00000					NYLINK Insurance Agency Incorporated	DE	NIA	NYLIFE LLC	Ownership	100.000	New York Life Insurance Company	
		00000					NYLUK I Company	GBR	NIA	NYLIFE LLC	Ownership	100.000	New York Life Insurance Company	
		00000					NYLUK II Company	GBR	NIA	NYLUK I Company	Ownership	100.000	New York Life Insurance Company	
		00000					Gresham Mortgage	GBR	NIA	NYLUK II Company	Ownership	100.000	New York Life Insurance Company	
		00000					W Construction Company	GBR	NIA	NYLUK II Company	Ownership	100.000	New York Life Insurance Company	
		00000					WIM (AIM)	GBR	NIA	NYLUK II Company	Ownership	100.000	New York Life Insurance Company	
		00000					WUT	GBR	NIA	NYLUK II Company	Ownership	100.000	New York Life Insurance Company	
		00000					JREP Fund Holdings I, L.P.	CYM	NIA	New York Life Insurance Company	Ownership	12.500	New York Life Insurance Company	
		00000					Jaguar Real Estate Partners L.P.	CYM	NIA	New York Life Insurance Company	Ownership	30.300	New York Life Insurance Company	
		00000	46-4293486				NYL Investors LLC	DE	NIA	New York Life Insurance Company	Ownership	100.000	New York Life Insurance Company	
		00000					NYLIM Holdings NCVAD, GP, LLC	DE	NIA	NYL Investors LLC	Ownership	100.000	New York Life Insurance Company	
		00000			0001570433		McMorgan Northern California Value Add/Development Fund I, L.P.	DE	NIA	NYLIM Holdings NCVAD, GP, LLC	Ownership	50.000	New York Life Insurance Company	

STATEMENT AS OF SEPTEMBER 30, 2016 OF THE NEW YORK LIFE INSURANCE COMPANY

SCHEDULE Y
PART 1A - DETAIL OF INSURANCE HOLDING COMPANY SYSTEM

1	2	3	4	5	6	7	8	9	10	11	12	13	14	15
Group Code	Group Name	NAIC Company Code	ID Number	Federal RSSD	CIK	Name of Securities Exchange if Publicly Traded (U.S. or International)	Names of Parent, Subsidiaries Or Affiliates	Domiciliary Location	Relationship to Reporting Entity	Directly Controlled by (Name of Entity/Person)	Type of Control (Ownership, Board, Management, Attorney-in-Fact, Influence, Other)	If Control is Ownership Provide Percentage	Ultimate Controlling Entity(ies)/Person(s)	*
		..00000					MNCVAD-IND Greenwood CA LLCDE	..NIA	McMorgan Northern California Value Add/Development Fund I, L.P.	Ownership.....	..100.000	New York Life Insurance Company	
		..00000					MNCVAD-IND Concourse CA LLCDE	..NIA	McMorgan Northern California Value Add/Development Fund I, L.P.	Ownership.....	..100.000	New York Life Insurance Company	
		..00000					MNCVAD-IND Norris Canyon CA LLCDE	..NIA	McMorgan Northern California Value Add/Development Fund I, L.P.	Ownership.....	..100.000	New York Life Insurance Company	
		..00000					MNCVAD-CP Norris Canyon LLCDE	..NIA	MNCVAD-IND Norris Canyon CA LLC	Ownership.....	..94.000	New York Life Insurance Company	
		..00000					MNCVAD-OFC 2665 North First CA LLCDE	..NIA	McMorgan Northern California Value Add/Development Fund I, L.P.	Ownership.....	..100.000	New York Life Insurance Company	
		..00000					MNCVAD-SEAGATE 2665 North First LLCDE	..NIA	MNCVAD-OFC 2665 North First CA LLC	Ownership.....	..90.000	New York Life Insurance Company	
		..00000					MNCVAD-IND Petaluma CA LLCDE	..NIA	McMorgan Northern California Value Add/Development Fund I, L.P.	Ownership.....	..100.000	New York Life Insurance Company	
		..00000					MNCVAD-OFC Bridgepointe CA LLCDE	..NIA	McMorgan Northern California Value Add/Development Fund I, L.P.	Ownership.....	..100.000	New York Life Insurance Company	
		..00000					MNCVAD-OFC Ridder Park CA LLCDE	..NIA	McMorgan Northern California Value Add/Development Fund I, L.P.	Ownership.....	..100.000	New York Life Insurance Company	
		..00000					MNCVAD-GRAYMARK Ridder Park LLCDE	..NIA	MNCVAD-OFC Ridder Park CA LLC	Ownership.....	..97.500	New York Life Insurance Company	
		..00000					MNCVAD-OFC ONE BAY CA LLCDE	..NIA	McMorgan Northern California Value Add/Development Fund I, L.P.	Ownership.....	..100.000	New York Life Insurance Company	
		..00000					MNCVAD-HARVEST ONE BAY LLCDE	..NIA	MNCVAD-OFC ONE BAY CA LLC	Ownership.....	..95.000	New York Life Insurance Company	
		..00000					MNCVAD-IND RICHMOND CA LLCDE	..NIA	McMorgan Northern California Value Add/Development Fund I, L.P.	Ownership.....	..100.000	New York Life Insurance Company	
		..00000					NYL Wind Investments LLCDE	..NIA	New York Life Insurance Company	Ownership.....	..100.000	New York Life Insurance Company	
		..00000					PTC Acquisitions, LLCDE	..NIA	New York Life Insurance Company	Ownership.....	..100.000	New York Life Insurance Company	
		..00000					NYLife Real Estate Holdings, LLCDE	..NIA	New York Life Insurance Company	Ownership.....	..100.000	New York Life Insurance Company	
		..00000					CC Acquisitions, LPDE	..NIA	NYLife Real Estate Holdings, LLC	Ownership.....	..100.000	New York Life Insurance Company	
		..00000		3663273			Huntsville NYL LLCDE	..NIA	NYLife Real Estate Holdings, LLC	Ownership.....	..100.000	New York Life Insurance Company	
		..00000					NYL Midwest Apartments LLCDE	..NIA	NYLife Real Estate Holdings, LLC	Ownership.....	..100.000	New York Life Insurance Company	
		..00000					REEP-IND FREEDOM MA LLCDE	..NIA	NYLife Real Estate Holdings, LLC	Ownership.....	..100.000	New York Life Insurance Company	
		..00000					REEP-IND AEGEAN MA LLCDE	..NIA	New York Life Insurance Company	Ownership.....	..100.000	New York Life Insurance Company	
		..00000					REEP-IND LYMAN MA LLCDE	..NIA	New York Life Insurance Company	Ownership.....	..100.000	New York Life Insurance Company	
		..00000					REEP-IND Kent LLCDE	..NIA	New York Life Insurance Company	Ownership.....	..100.000	New York Life Insurance Company	
		..00000					REEP-MF Cumberland TN LLCDE	..NIA	NYLife Real Estate Holdings, LLC	Ownership.....	..100.000	New York Life Insurance Company	
		..00000					Cumberland Apartments, LLCTN	..NIA	REEP-MF Cumberland TN LLC	Ownership.....	..100.000	New York Life Insurance Company	
		..00000					Cumberland Condominium Association, Inc.TN	..NIA	New York Life Insurance Company	Board of Directors.....	..0.000	New York Life Insurance Company	
		..00000					REEP-RTL Bradford PA LLCDE	..NIA	NYLife Real Estate Holdings, LLC	Ownership.....	..100.000	New York Life Insurance Company	
		..00000					REEP-IND Forest Park NJ LLCDE	..NIA	NYLife Real Estate Holdings, LLC	Ownership.....	..100.000	New York Life Insurance Company	
		..00000					FP Building 1-2-3 LLCDE	..NIA	REEP-IND Forest Park NJ LLC	Ownership.....	..100.000	New York Life Insurance Company	
		..00000					FP Building 4 LLCDE	..NIA	REEP-IND Forest Park NJ LLC	Ownership.....	..100.000	New York Life Insurance Company	
		..00000					FP Building 17, LLCDE	..NIA	REEP-IND Forest Park NJ LLC	Ownership.....	..100.000	New York Life Insurance Company	
		..00000					FP Building 18, LLCDE	..NIA	REEP-IND Forest Park NJ LLC	Ownership.....	..100.000	New York Life Insurance Company	
		..00000					FP Building 19, LLCDE	..NIA	REEP-IND Forest Park NJ LLC	Ownership.....	..100.000	New York Life Insurance Company	
		..00000					FP Building 20, LLCDE	..NIA	REEP-IND Forest Park NJ LLC	Ownership.....	..100.000	New York Life Insurance Company	
		..00000					FP Mantua Grove LLCDE	..NIA	REEP-IND Forest Park NJ LLC	Ownership.....	..100.000	New York Life Insurance Company	
		..00000					FP Lot 1.01 LLCDE	..NIA	REEP-IND Forest Park NJ LLC	Ownership.....	..100.000	New York Life Insurance Company	
		..00000					REEP-IND Continental NC LLCDE	..NIA	NYLife Real Estate Holdings, LLC	Ownership.....	..100.000	New York Life Insurance Company	
		..00000					LRC-Patriot, LLCDE	..NIA	REEP-IND Continental NC LLC	Ownership.....	..93.000	New York Life Insurance Company	
		..00000					REC-LRC Industrial LLCDE	..NIA	LRC-Patriot, LLC	Ownership.....	..100.000	New York Life Insurance Company	
		..00000					REEP-OFC 525 N Tryon NC LLCDE	..NIA	NYLife Real Estate Holdings, LLC	Ownership.....	..100.000	New York Life Insurance Company	
		..00000					525 Charlotte Office LLCDE	..NIA	REEP-OFC 525 N Tryon NC LLC	Ownership.....	..95.000	New York Life Insurance Company	
		..00000					REEP-IND RTG NC LLCDE	..NIA	New York Life Insurance Company	Ownership.....	..100.000	New York Life Insurance Company	

STATEMENT AS OF SEPTEMBER 30, 2016 OF THE NEW YORK LIFE INSURANCE COMPANY

SCHEDULE Y
PART 1A - DETAIL OF INSURANCE HOLDING COMPANY SYSTEM

1	2	3	4	5	6	7	8	9	10	11	12	13	14	15
Group Code	Group Name	NAIC Company Code	ID Number	Federal RSSD	CIK	Name of Securities Exchange if Publicly Traded (U.S. or International)	Names of Parent, Subsidiaries Or Affiliates	Domiciliary Location	Relationship to Reporting Entity	Directly Controlled by (Name of Entity/Person)	Type of Control (Ownership, Board, Management, Attorney-in-Fact, Influence, Other)	If Control is Ownership Provide Percentage	Ultimate Controlling Entity(ies)/Person(s)	*
		.00000					REEP-OFC Royal Centre GA LLC	.DE	NIA	NYLife Real Estate Holdings, LLC	Ownership	100.000	New York Life Insurance Company	
		.00000					Royal Centre, LLC	.DE	NIA	REEP-OFC Royal Centre GA LLC	Ownership	90.000	New York Life Insurance Company	
		.00000					REEP-RTL CTC NY LLC	.DE	NIA	NYLife Real Estate Holdings, LLC	Ownership	100.000	New York Life Insurance Company	
		.00000					Cortlandt Town Center LLC	.DE	NIA	REEP-RTL CTC NY LLC	Ownership	65.000	New York Life Insurance Company	
		.00000					REEP-OFC 5005 LBJ Freeway TX LLC	.DE	NIA	NYLife Real Estate Holdings, LLC	Ownership	97.000	New York Life Insurance Company	
		.00000					5005 LBJ Tower LLC	.DE	NIA	REEP-OFC 5005 LBJ Freeway TX LLC	Ownership	97.000	New York Life Insurance Company	
		.00000					REEP-MF SPENCER NV LLC	.DE	NIA	NYLife Real Estate Holdings, LLC	Ownership	100.000	New York Life Insurance Company	
		.00000					REEP-HZ SPENCER JV LLC	.DE	NIA	REEP-MF SPENCER NV LLC	Ownership	92.700	New York Life Insurance Company	
		.00000					REEP-HZ SPENCER LLC	.DE	NIA	REEP-HZ SPENCER JV LLC	Ownership	92.700	New York Life Insurance Company	
		.00000					REEP-RTL Brookhaven PA LLC	.DE	NIA	New York Life Insurance Company	Ownership	100.000	New York Life Insurance Company	
		.00000					REEP-IND CHINO CA LLC	.DE	NIA	New York Life Insurance Company	Ownership	100.000	New York Life Insurance Company	
		.00000					REEP-OFC CORPORATE POINTE CA LLC	.DE	NIA	New York Life Insurance Company	Ownership	100.000	New York Life Insurance Company	
		.00000					REEP-OFC VON KARMAN CA LLC	.DE	NIA	New York Life Insurance Company	Ownership	100.000	New York Life Insurance Company	
		.00000					REEP-IND Fridley MN LLC	.MN	NIA	New York Life Insurance Company	Ownership	100.000	New York Life Insurance Company	
		.00000					REEP-IND Green Oaks IL LLC	.DE	NIA	New York Life Insurance Company	Ownership	100.000	New York Life Insurance Company	
		.00000					REEP-OFC Bellevue WA LLC	.DE	NIA	New York Life Insurance Company	Ownership	100.000	New York Life Insurance Company	
		.00000					REEP-IND NJ LLC	.DE	NIA	NYLife Real Estate Holdings, LLC	Ownership	100.000	New York Life Insurance Company	
		.00000					NJIND JV LLC	.DE	NIA	REEP-IND NJ LLC	Ownership	100.000	New York Life Insurance Company	
		.00000					NJIND Hook Road LLC	.DE	NIA	NJIND JV LLC	Ownership	100.000	New York Life Insurance Company	
		.00000					NJIND Old Post Road LLC	.DE	NIA	NJIND JV LLC	Ownership	100.000	New York Life Insurance Company	
		.00000					NJIND Brunswick Avenue LLC	.DE	NIA	NJIND JV LLC	Ownership	100.000	New York Life Insurance Company	
		.00000					NJIND Raritan Center LLC	.DE	NIA	NJIND JV LLC	Ownership	100.000	New York Life Insurance Company	
		.00000					NJIND Talmadge Road LLC	.DE	NIA	NJIND JV LLC	Ownership	100.000	New York Life Insurance Company	
		.00000					NJIND Bay Avenue LLC	.DE	NIA	NJIND JV LLC	Ownership	100.000	New York Life Insurance Company	
		.00000					NJIND Melrich Road LLC	.DE	NIA	NJIND JV LLC	Ownership	100.000	New York Life Insurance Company	
		.00000					NJIND Corbin Street LLC	.DE	NIA	NJIND JV LLC	Ownership	100.000	New York Life Insurance Company	
		.00000					NJIND Carter Drive LLC	.DE	NIA	NJIND JV LLC	Ownership	100.000	New York Life Insurance Company	
		.00000					REEP-Enclave TX LLC	.DE	NIA	NYLife Real Estate Holdings, LLC	Ownership	100.000	New York Life Insurance Company	
		.00000					REEP-MF Issaquah WA LLC	.DE	NIA	New York Life Insurance Company	Ownership	100.000	New York Life Insurance Company	
		.00000					REEP-MF Mira Loma II TX LLC	.DE	NIA	NYLife Real Estate Holdings, LLC	Ownership	100.000	New York Life Insurance Company	
		.00000					REEP-MF Verde NC LLC	.DE	NIA	New York Life Insurance Company	Ownership	100.000	New York Life Insurance Company	
		.00000					REEP-MF Mount Vernon GA LLC	.DE	NIA	New York Life Insurance Company	Ownership	100.000	New York Life Insurance Company	
		.00000					REEP-MF Summitt Ridge CO LLC	.DE	NIA	NYLife Real Estate Holdings, LLC	Ownership	100.000	New York Life Insurance Company	
		.00000					REEP-OF Centerpointe VA LLC	.DE	NIA	NYLife Real Estate Holdings, LLC	Ownership	100.000	New York Life Insurance Company	
		.00000					REEP-RTL SASI GA LLC	.DE	NIA	NYLife Real Estate Holdings, LLC	Ownership	100.000	New York Life Insurance Company	
		.00000					REEP-MF Chandler AZ LLC	.DE	NIA	New York Life Insurance Company	Ownership	100.000	New York Life Insurance Company	
		.00000					REEP-MF Woodridge IL LLC	.DE	NIA	NYLife Real Estate Holdings, LLC	Ownership	100.000	New York Life Insurance Company	
		.00000					REEP-MF Wallingford WA LLC	.DE	NIA	New York Life Insurance Company	Ownership	100.000	New York Life Insurance Company	
		.00000					REEP-IND Valwood TX LLC	.DE	NIA	NYLife Real Estate Holdings, LLC	Ownership	100.000	New York Life Insurance Company	
		.00000					REEP-MF Marina Landing WA LLC	.DE	NIA	NYLife Real Estate Holdings, LLC	Ownership	100.000	New York Life Insurance Company	
		.00000					REEP-SP Marina Landing LLC	.DE	NIA	REEP-MF Marina Landing WA LLC	Ownership	98.000	New York Life Insurance Company	
		.00000					REEP-OFC 575 Lex NY LLC	.DE	NIA	NYLife Real Estate Holdings, LLC	Ownership	100.000	New York Life Insurance Company	
		.00000					REEP-OFC 575 Lex NY GP LLC	.DE	NIA	NYLife Real Estate Holdings, LLC	Ownership	100.000	New York Life Insurance Company	
		.00000					REEP-OFC Drakes Landing CA LLC	.DE	NIA	New York Life Insurance Company	Ownership	100.000	New York Life Insurance Company	
		.00000					REEP-OFC Westory DC LLC	.DE	NIA	NYLife Real Estate Holdings, LLC	Ownership	100.000	New York Life Insurance Company	
		.00000					CT 160 CORPORATE COURT LLC	.DE	NIA	2015 DIL PORTFOLIO HOLDINGS LLC	Ownership	100.000	New York Life Insurance Company	
		.00000					NYMH Farmingdale, NY, LLC	.DE	NIA	New York Life Insurance Company	Ownership	100.000	New York Life Insurance Company	
		.00000					NYLMDC King of Prussia GP, LLC	.DE	NIA	New York Life Insurance Company	Ownership	100.000	New York Life Insurance Company	
		.00000					NYLMDC King of Prussia Realty, LP	.DE	NIA	NYLMDC King of Prussia GP, LLC	Ownership	100.000	New York Life Insurance Company	
		.00000					NYMH Attleboro MA, LLC	.DE	NIA	New York Life Insurance Company	Ownership	100.000	New York Life Insurance Company	
		.00000					NYMH-Ennis GP, LLC	.DE	NIA	New York Life Insurance Company	Ownership	100.000	New York Life Insurance Company	

STATEMENT AS OF SEPTEMBER 30, 2016 OF THE NEW YORK LIFE INSURANCE COMPANY

SCHEDULE Y
PART 1A - DETAIL OF INSURANCE HOLDING COMPANY SYSTEM

1	2	3	4	5	6	7	8	9	10	11	12	13	14	15
Group Code	Group Name	NAIC Company Code	ID Number	Federal RSSD	CIK	Name of Securities Exchange if Publicly Traded (U.S. or International)	Names of Parent, Subsidiaries Or Affiliates	Domiciliary Location	Relationship to Reporting Entity	Directly Controlled by (Name of Entity/Person)	Type of Control (Ownership, Board, Management, Attorney-in-Fact, Influence, Other)	If Control is Ownership Provide Percentage	Ultimate Controlling Entity(ies)/Person(s)	*
		.00000					NYMH-Ennis, L.P.	TX	NIA	NYMH-Ennis GP, LLC	Ownership	100.000	New York Life Insurance Company	
		.00000					NYMH-Freeport GP, LLC	DE	NIA	New York Life Insurance Company	Ownership	100.000	New York Life Insurance Company	
		.00000					NYMH-Freeport, L.P.	TX	NIA	NYMH-Freeport GP, LLC	Ownership	100.000	New York Life Insurance Company	
		.00000					NYMH-Houston GP, LLC	DE	NIA	New York Life Insurance Company	Ownership	100.000	New York Life Insurance Company	
		.00000					NYMH-Houston, L.P.	TX	NIA	NYMH-Houston GP, LLC	Ownership	100.000	New York Life Insurance Company	
		.00000					NYMH-Plano GP, LLC	DE	NIA	New York Life Insurance Company	Ownership	100.000	New York Life Insurance Company	
		.00000					NYMH-Plano, L.P.	TX	NIA	NYMH-Plano GP, LLC	Ownership	100.000	New York Life Insurance Company	
		.00000					NYMH-San Antonio GP, LLC	DE	NIA	New York Life Insurance Company	Ownership	100.000	New York Life Insurance Company	
		.00000					NYMH-San Antonio, L.P.	TX	NIA	NYMH-San Antonio GP, LLC	Ownership	100.000	New York Life Insurance Company	
		.00000					NYMH-Stephenville GP, LLC	DE	NIA	New York Life Insurance Company	Ownership	100.000	New York Life Insurance Company	
		.00000					NYMH-Stephenville, L.P.	TX	NIA	NYMH-Stephenville GP, LLC	Ownership	100.000	New York Life Insurance Company	
		.00000					NYMH-Taylor GP, LLC	DE	NIA	New York Life Insurance Company	Ownership	100.000	New York Life Insurance Company	
		.00000					NYMH-Taylor, L.P.	TX	NIA	NYMH-Taylor GP, LLC	Ownership	100.000	New York Life Insurance Company	
		.00000					SCP 2005-C21-002 LLC	DE	NIA	New York Life Insurance Company	Ownership	100.000	New York Life Insurance Company	
		.00000					SCP 2005-C21-003 LLC	DE	NIA	New York Life Insurance Company	Ownership	100.000	New York Life Insurance Company	
		.00000					SCP 2005-C21-006 LLC	DE	NIA	New York Life Insurance Company	Ownership	100.000	New York Life Insurance Company	
		.00000					SCP 2005-C21-007-LLC	DE	NIA	New York Life Insurance Company	Ownership	100.000	New York Life Insurance Company	
		.00000					SCP 2005-C21-008 LLC	DE	NIA	New York Life Insurance Company	Ownership	100.000	New York Life Insurance Company	
		.00000					SCP 2005-C21-009 LLC	DE	NIA	New York Life Insurance Company	Ownership	100.000	New York Life Insurance Company	
		.00000					SCP 2005-C21-017 LLC	DE	NIA	New York Life Insurance Company	Ownership	100.000	New York Life Insurance Company	
		.00000					SCP 2005-C21-018 LLC	DE	NIA	New York Life Insurance Company	Ownership	100.000	New York Life Insurance Company	
		.00000					SCP 2005-C21-021 LLC	DE	NIA	New York Life Insurance Company	Ownership	100.000	New York Life Insurance Company	
		.00000					SCP 2005-C21-025 LLC	DE	NIA	New York Life Insurance Company	Ownership	100.000	New York Life Insurance Company	
		.00000					SCP 2005-C21-031 LLC	DE	NIA	New York Life Insurance Company	Ownership	100.000	New York Life Insurance Company	
		.00000					SCP 2005-C21-036 LLC	DE	NIA	New York Life Insurance Company	Ownership	100.000	New York Life Insurance Company	
		.00000					SCP 2005-C21-041 LLC	DE	NIA	New York Life Insurance Company	Ownership	100.000	New York Life Insurance Company	
		.00000					SCP 2005-C21-043 LLC	DE	NIA	New York Life Insurance Company	Ownership	100.000	New York Life Insurance Company	
		.00000					SCP 2005-C21-044 LLC	DE	NIA	New York Life Insurance Company	Ownership	100.000	New York Life Insurance Company	
		.00000					SCP 2005-C21-048 LLC	DE	NIA	New York Life Insurance Company	Ownership	100.000	New York Life Insurance Company	
		.00000					SCP 2005-C21-061 LLC	DE	NIA	New York Life Insurance Company	Ownership	100.000	New York Life Insurance Company	
		.00000					SCP 2005-C21-063 LLC	DE	NIA	New York Life Insurance Company	Ownership	100.000	New York Life Insurance Company	
		.00000					SCP 2005-C21-067 LLC	DE	NIA	New York Life Insurance Company	Ownership	100.000	New York Life Insurance Company	
		.00000					SCP 2005-C21-069 LLC	DE	NIA	New York Life Insurance Company	Ownership	100.000	New York Life Insurance Company	
		.00000					SCP 2005-C21-070 LLC	DE	NIA	New York Life Insurance Company	Ownership	100.000	New York Life Insurance Company	
		.00000					Silver Spring, LLC	DE	NIA	New York Life Insurance Company	Ownership	100.000	New York Life Insurance Company	
		.00000					Silver Spring Associates, L.P.	PA	NIA	Silver Spring, LLC	Ownership	100.000	New York Life Insurance Company	
		.00000					2015 DIL PORTFOLIO HOLDINGS LLC	DE	NIA	New York Life Insurance Company	Ownership	62.308	New York Life Insurance Company	
							New York Life Insurance and Annuity Corporation	DE	NIA		Ownership	37.692	New York Life Insurance Company	
		.00000					2015 DIL PORTFOLIO HOLDINGS LLC	DE	NIA	2015 DIL PORTFOLIO HOLDINGS LLC	Ownership	100.000	New York Life Insurance Company	
		.00000					CT 611 W. JOHNSON AVE LLC	DE	NIA	2015 DIL PORTFOLIO HOLDINGS LLC	Ownership	100.000	New York Life Insurance Company	
		.00000					CT 550 RESEARCH PKWY LLC	DE	NIA	2015 DIL PORTFOLIO HOLDINGS LLC	Ownership	100.000	New York Life Insurance Company	
		.00000					NJ 663 E. CRESCENT AVE LLC	DE	NIA	2015 DIL PORTFOLIO HOLDINGS LLC	Ownership	100.000	New York Life Insurance Company	
		.00000					NJ 1881 ROUTE 46 LLC	DE	NIA	2015 DIL PORTFOLIO HOLDINGS LLC	Ownership	100.000	New York Life Insurance Company	
		.00000					PA 180 KOST RD LLC	DE	NIA	2015 DIL PORTFOLIO HOLDINGS LLC	Ownership	100.000	New York Life Insurance Company	
		.00000					REEP-OFC One Water Ridge NC LLC	DE	NIA	New York Life Insurance Company	Ownership	100.000	New York Life Insurance Company	
		.00000					REEP-OFC Two Water Ridge NC LLC	DE	NIA	New York Life Insurance Company	Ownership	100.000	New York Life Insurance Company	
		.00000					REEP-OFC Four Water Ridge NC LLC	DE	NIA	New York Life Insurance Company	Ownership	100.000	New York Life Insurance Company	
		.00000					REEP-OFC Five Water Ridge NC LLC	DE	NIA	New York Life Insurance Company	Ownership	100.000	New York Life Insurance Company	
		.00000					REEP-OFC Six Water Ridge NC LLC	DE	NIA	New York Life Insurance Company	Ownership	100.000	New York Life Insurance Company	
		.00000					REEP-OFC Seven Water Ridge NC LLC	DE	NIA	New York Life Insurance Company	Ownership	100.000	New York Life Insurance Company	
		.00000					REEP-OFC Eight Water Ridge NC LLC	DE	NIA	New York Life Insurance Company	Ownership	100.000	New York Life Insurance Company	

STATEMENT AS OF SEPTEMBER 30, 2016 OF THE NEW YORK LIFE INSURANCE COMPANY

SCHEDULE Y

PART 1A - DETAIL OF INSURANCE HOLDING COMPANY SYSTEM

1	2	3	4	5	6	7	8	9	10	11	12	13	14	15
Group Code	Group Name	NAIC Company Code	ID Number	Federal RSSD	CIK	Name of Securities Exchange if Publicly Traded (U.S. or International)	Names of Parent, Subsidiaries Or Affiliates	Domiciliary Location	Relationship to Reporting Entity	Directly Controlled by (Name of Entity/Person)	Type of Control (Ownership, Board, Management, Attorney-in-Fact, Influence, Other)	If Control is Ownership Provide Percentage	Ultimate Controlling Entity(ies)/Person(s)	*
		.00000					REEP-OFC Nine Water Ridge NC LLCDE	.NIA	New York Life Insurance Company	Ownership.....	100.000	New York Life Insurance Company	
		.00000					REEP-OFC Ten Water Ridge NC LLCDE	.NIA	New York Life Insurance Company	Ownership.....	100.000	New York Life Insurance Company	
		.00000					REEP-OFC Eleven Water Ridge NC LLCDE	.NIA	New York Life Insurance Company	Ownership.....	100.000	New York Life Insurance Company	
		.00000					REEP-OFC Water Ridge NC Holdco LLCDE	.NIA	New York Life Insurance Company	Ownership.....	100.000	New York Life Insurance Company	
		.00000					REEP-OFC Water Ridge NC LLCDE	.NIA	New York Life Insurance Company	Ownership.....	100.000	New York Life Insurance Company	
		.00000					REEP-MF Fountain Place MN LLCDE	.NIA	New York Life Insurance Company	Ownership.....	100.000	New York Life Insurance Company	
		.00000					REEP-OFC ONE BOWDOIN SQUARE MA LLCDE	.NIA	New York Life Insurance Company	Ownership.....	100.000	New York Life Insurance Company	
		.00000					REEP-IND 10 WEST AZ LLCDE	.NIA	New York Life Insurance Company	Ownership.....	100.000	New York Life Insurance Company	
		.00000					New York Life Investment Management Holdings LLCDE	.DS	New York Life Insurance Company	Ownership.....	100.000	New York Life Insurance Company	
		.00000	52-2206685		0001513831		New York Life Investment Management Asia LimitedCYM	.NIA	New York Life Investment Management Holdings LLC	Ownership.....	100.000	New York Life Insurance Company	
		.00000					Index IQ Holdings Inc.DE	.NIA	New York Life Investment Management Holdings LLC	Ownership.....	100.000	New York Life Insurance Company	
		.00000			0001460140		Financial Development LLCDE	.NIA	New York Life Investment Management Holdings LLC	Ownership.....	74.370	New York Life Insurance Company	
		.00000			0001460140		Financial Development LLCDE	.NIA	Index IQ Holdings Inc.	Ownership.....	25.630	New York Life Insurance Company	
		.00000			0001364028		IndexIQ, Inc.DE	.NIA	Financial Development LLC	Ownership.....	100.000	New York Life Insurance Company	
		.00000					IndexIQ LLCDE	.NIA	Financial Development LLC	Ownership.....	100.000	New York Life Insurance Company	
		.00000			0001415996		IndexIQ Advisors LLCDE	.NIA	IndexIQ LLC	Ownership.....	100.000	New York Life Insurance Company	
		.00000	03-0598064		0000050672		Institutional Capital LLCDE	.NIA	New York Life Investment Management Holdings LLC	Ownership.....	100.000	New York Life Insurance Company	
		.00000					ICAP Master Collective Investment Trust							
		.00000					ICAP Large Cap Value Equity Collective TrustPA	.NIA	Institutional Capital LLC	Other.....	0.000	New York Life Insurance Company	1
		.00000	13-3741759		0000914898		NYLIFE Distributors LLCDE	.NIA	New York Life Investment Management Holdings LLC	Ownership.....	100.000	New York Life Insurance Company	
		.00000			0001103598		NYLIM Service Company LLCDE	.NIA	New York Life Investment Management Holdings LLC	Ownership.....	100.000	New York Life Insurance Company	
		.00000	13-4080466		0000061227		MacKay Shields LLCDE	.NIA	New York Life Investment Management Holdings LLC	Ownership.....	100.000	New York Life Insurance Company	
		.00000					MacKay Shields Core Plus Opportunities Fund GP LLCDE	.NIA	MacKay Shields LLC	Ownership.....	100.000	New York Life Insurance Company	
		.00000					MacKay Shields Core Plus / Opportunities Fund LPDE	.NIA	MacKay Shields Core Plus Opportunities Fund GP LLC	Ownership.....	100.000	New York Life Insurance Company	
		.00000			0001502131		MacKay Shields Credit Strategy Fund LTDCYM	.NIA	MacKay Shields LLC	Ownership.....	100.000	New York Life Insurance Company	
		.00000					MacKay Shields Defensive Bond Arbitrage Fund Ltd.BMU	.NIA	MacKay Shields LLC	Board of Directors.....	0.000	New York Life Insurance Company	
		.00000			0001502133		MacKay Shields Defensive Bond Arbitrage Fund Ltd.BMU	.NIA	New York Life Insurance Company	Ownership.....	13.610	New York Life Insurance Company	
		.00000			0001502133		MacKay Shields Defensive Bond Arbitrage Fund Ltd.BMU	.NIA	MacKay Shields LLC	Ownership.....	1.050	New York Life Insurance Company	
		.00000					MacKay Shields High Yield Active Core Fund GP LLCDE	.NIA	MacKay Shields LLC	Ownership.....	100.000	New York Life Insurance Company	
		.00000			0001502130		MacKay Shields High Yield Active Core Fund LPDE	.NIA	MacKay Shields High Yield Active Core Fund GP LLC	Ownership.....	100.000	New York Life Insurance Company	
		.00000					MacKay Shields Core Fixed Income Fund GP LLCDE	.NIA	MacKay Shields LLC	Ownership.....	100.000	New York Life Insurance Company	
		.00000	45-2733007		0001529525		MacKay Shields Core Fixed Income Fund LPDE	.NIA	MacKay Shields Core Fixed Income Fund GP LLC	Ownership.....	100.000	New York Life Insurance Company	

STATEMENT AS OF SEPTEMBER 30, 2016 OF THE NEW YORK LIFE INSURANCE COMPANY

SCHEDULE Y

PART 1A - DETAIL OF INSURANCE HOLDING COMPANY SYSTEM

1	2	3	4	5	6	7	8	9	10	11	12	13	14	15
Group Code	Group Name	NAIC Company Code	ID Number	Federal RSSD	CIK	Name of Securities Exchange if Publicly Traded (U.S. or International)	Names of Parent, Subsidiaries Or Affiliates	Domi-ciliary Location	Relation-ship to Reporting Entity	Directly Controlled by (Name of Entity/Person)	Type of Control (Ownership, Board, Management, Attorney-in-Fact, Influence, Other)	If Control is Owner-ship Provide Percen-tage	Ultimate Controlling Entity(ies)/Person(s)	*
		.00000					MacKay Municipal Managers Opportunities GP LLC	.DE	.NIA	MacKay Shields LLC	Ownership	.100.000	New York Life Insurance Company	
		.00000			0001432467		MacKay Municipal Opportunities Master Fund, L.P.	.DE	.NIA	MacKay Municipal Managers Opportunities GP LLC	Ownership	.100.000	New York Life Insurance Company	
		.00000			0001432468		MacKay Municipal Opportunities Fund, L.P.	.DE	.NIA	MacKay Municipal Managers Opportunities GP LLC	Ownership	.100.000	New York Life Insurance Company	
		.00000					MacKay Municipal Managers Credit Opportunities GP, LLC	.DE	.NIA	MacKay Shields LLC	Ownership	.100.000	New York Life Insurance Company	
		.00000			0001460030		MacKay Municipal Credit Opportunities Master Fund, L.P.	.DE	.NIA	MacKay Municipal Managers Credit Opportunities GP, LLC	Ownership	.100.000	New York Life Insurance Company	
		.00000			0001460023		MacKay Municipal Credit Opportunities Fund, L.P.	.DE	.NIA	MacKay Municipal Managers Credit Opportunities GP, LLC	Ownership	.100.000	New York Life Insurance Company	
		.00000					MacKay Municipal Short Term Opportunities Fund GP LLC	.DE	.NIA	MacKay Shields LLC	Ownership	.100.000	New York Life Insurance Company	
		.00000	45-3041041		0001532022		MacKay Municipal Short Term Opportunities Fund LP	.DE	.NIA	MacKay Municipal Short Term Opportunities Fund GP LLC	Ownership	.100.000	New York Life Insurance Company	
		.00000					MacKay Municipal Managers Puerto Rico Opportunities GP LLC	.DE	.NIA	MacKay Shields LLC	Ownership	.100.000	New York Life Insurance Company	
		.00000			0001639566		MacKay Puerto Rico Opportunities Fund, L.P.	.DE	.NIA	MacKay Municipal Managers Puerto Rico Opportunities GP LLC	Ownership	.100.000	New York Life Insurance Company	
		.00000			0001639564		MacKay Puerto Rico Opportunities Feeder Fund, L.P.	.DE	.NIA	MacKay Municipal Managers Puerto Rico Opportunities GP LLC	Ownership	.100.000	New York Life Insurance Company	
		.00000					MacKay Municipal Managers California Opportunities GP LLC	.DE	.NIA	MacKay Shields LLC	Ownership	.100.000	New York Life Insurance Company	
		.00000			0001641693		MacKay Municipal California Opportunities Fund, L.P.	.DE	.NIA	MacKay Municipal Managers California Opportunities GP LLC	Ownership	.100.000	New York Life Insurance Company	
		.00000					MacKay Municipal New York Opportunities GP LLC	.DE	.NIA	MacKay Shields LLC	Ownership	.100.000	New York Life Insurance Company	
		.00000					MacKay Municipal New York Opportunities Fund, L.P.	.DE	.NIA	MacKay Municipal New York Opportunities GP LLC	Ownership	.100.000	New York Life Insurance Company	
		.00000					Plainview Funds plc	.JRL	.NIA	MacKay Shields LLC	Ownership	.50.000	New York Life Insurance Company	
		.00000					Plainview Funds plc	.JRL	.NIA	MacKay Shields LLC	Board of Directors	.0.000	New York Life Insurance Company	
		.00000					Plainview Funds plc – MacKay Shields – Emerging Markets Credit Portfolio	.JRL	.NIA	New York Life Insurance & Annuity Corporation	Ownership	.99.980	New York Life Insurance Company	
		.00000					Plainview Funds plc – MacKay Shields – Flexible Bond Portfolio	.JRL	.NIA	Plainview Funds Plc	Management	.0.000	New York Life Insurance Company	3
		.00000					Plainview Funds plc – MacKay Shields – Unconstrained Bond Portfolio	.JRL	.NIA	New York Life Insurance Company	Ownership	.21.090	New York Life Insurance Company	
		.00000					Plainview Funds plc – MacKay Shields – Unconstrained Bond Portfolio	.JRL	.NIA	MacKay Shields LLC	Ownership	.1.480	New York Life Insurance Company	
		.00000					Plainview Funds plc – MacKay Shields – Floating Rate High Yield Portfolio	.JRL	.NIA	New York Life Insurance Company	Ownership	.93.010	New York Life Insurance Company	
		.00000					Plainview Funds plc – MacKay Shields – Floating Rate High Yield Portfolio	.JRL	.NIA	MacKay Shields LLC	Ownership	.6.980	New York Life Insurance Company	
		.00000					Plainview Funds plc – MacKay Shields Core Plus Opportunities Portfolio	.JRL	.NIA	MacKay Shields LLC	Ownership	.100.000	New York Life Insurance Company	
		.00000					MacKay Shields Statutory Trust High Yield Bond Series	.CT	.NIA	MacKay Municipal Short Term Opportunities Fund GP LLC	Management	.0.000	New York Life Insurance Company	3
		.00000					MacKay Shields (International) Ltd.	.GBR	.NIA	MacKay Shields LLC	Ownership	.100.000	New York Life Insurance Company	
		.00000					MacKay Shields (Services) Ltd.	.GBR	.NIA	MacKay Shields LLC	Ownership	.100.000	New York Life Insurance Company	
		.00000					MacKay Shields UK LLP	.GBR	.NIA	MacKay Shields (International) Ltd.	Ownership	.99.000	New York Life Insurance Company	

STATEMENT AS OF SEPTEMBER 30, 2016 OF THE NEW YORK LIFE INSURANCE COMPANY

SCHEDULE Y
PART 1A - DETAIL OF INSURANCE HOLDING COMPANY SYSTEM

1	2	3	4	5	6	7	8	9	10	11	12	13	14	15
Group Code	Group Name	NAIC Company Code	ID Number	Federal RSSD	CIK	Name of Securities Exchange if Publicly Traded (U.S. or International)	Names of Parent, Subsidiaries Or Affiliates	Domiciliary Location	Relationship to Reporting Entity	Directly Controlled by (Name of Entity/Person)	Type of Control (Ownership, Board, Management, Attorney-in-Fact, Influence, Other)	If Control is Ownership Provide Percentage	Ultimate Controlling Entity(ies)/Person(s)	*
		00000					MacKay Shields UK LLP	GBR	NIA	MacKay Shields (Services) Ltd.	Ownership	1.000	New York Life Insurance Company	
		00000					MacKay Shields Global Derivatives LLC	DE	NIA	MacKay Shields LLC	Ownership	100.000	New York Life Insurance Company	
		00000					MacKay Municipal Managers Puerto Rico Opportunities GP LLC	DE	NIA	MacKay Shields LLC	Ownership	100.000	New York Life Insurance Company	
		00000					MacKay Puerto Rico Opportunities Funds, L.P.	DE	NIA	MacKay Municipal Managers Puerto Rico Opportunities GP LLC	Ownership	100.000	New York Life Insurance Company	
		00000					MacKay Municipal Managers California Opportunities GP LLC	DE	NIA	MacKay Shields LLC	Ownership	100.000	New York Life Insurance Company	
		00000					MacKay Municipal Managers California Opportunities Fund, L.P.	DE	NIA	MacKay Municipal Managers California Opportunities GP LLC	Ownership	100.000	New York Life Insurance Company	
		00000					Madison Capital Funding LLC	DE	NIA	New York Life Insurance Company	Ownership	55.000	New York Life Insurance Company	
		00000					Madison Capital Funding LLC	DE	NIA	New York Life Insurance and Annuity Corporation	Ownership	45.000	New York Life Insurance Company	
		00000					Madison Avenue Loan Fund GP LLC	DE	NIA	Madison Capital Funding LLC	Ownership	100.000	New York Life Insurance Company	
		00000	80-0920962		0001577927		Madison Avenue Loan Fund LP	DE	NIA	Madison Avenue Loan Fund GP LLC	Ownership	100.000	New York Life Insurance Company	
		00000					MCF Co-Investment GP LLC	DE	NIA	Madison Capital Funding LLC	Ownership	100.000	New York Life Insurance Company	
		00000			0001538585		MCF Co-Investment GP LP	DE	NIA	MCF Co-Investment GP LLC	Ownership	100.000	New York Life Insurance Company	
		00000			0001538584		Madison Capital Funding Co-Investment Fund LP	DE	NIA	MCF Co-Investment GP LP	Ownership	100.000	New York Life Insurance Company	
		00000					MCF Fund I LLC	DE	NIA	Madison Capital Funding LLC	Ownership	100.000	New York Life Insurance Company	
		00000					Warwick McAlester Holdings, LLC	DE	NIA	Madison Capital Funding LLC	Ownership	100.000	New York Life Insurance Company	
		00000					Meeco Sullivan, LLC	DE	NIA	Warwick McAlester Holdings, LLC	Ownership	100.000	New York Life Insurance Company	
		00000					Electric Avenue, LLC	DE	NIA	Warwick McAlester Holdings, LLC	Ownership	100.000	New York Life Insurance Company	
		00000					Young America Holdings, LLC	DE	NIA	Madison Capital Funding LLC	Ownership	36.350	New York Life Insurance Company	
		00000					YAC.ECOM Incorporated	MN	NIA	Young America Holdings, LLC	Ownership	100.000	New York Life Insurance Company	
		00000					Young America, LLC	MN	NIA	Young America Holdings, LLC	Ownership	100.000	New York Life Insurance Company	
		00000					Global Fulfillment Services, Inc.	AZ	NIA	Young America, LLC	Ownership	100.000	New York Life Insurance Company	
		00000					SourceOne Worldwide, Inc.	MN	NIA	Young America, LLC	Ownership	100.000	New York Life Insurance Company	
		00000					YA Canada Corporation	CAN	NIA	Young America, LLC	Ownership	100.000	New York Life Insurance Company	
		00000					Zenith Products Holdings, Inc	DE	NIA	Madison Capital Funding LLC	Ownership	16.360	New York Life Insurance Company	
		00000			0001347648		ZPC Holding Corp.	DE	NIA	Zenith Products Holdings, Inc	Ownership	100.000	New York Life Insurance Company	
		00000					Zenith Products Corporation	DE	NIA	ZPC Holding Corp.	Ownership	100.000	New York Life Insurance Company	
		00000					Ironshore Investment BL I Ltd.	BMU	NIA	Madison Capital Funding LLC	Other	0.000	New York Life Insurance Company	2
		00000					MCF CLO III LLC	DE	NIA	Madison Capital Funding LLC	Ownership	2.330	New York Life Insurance Company	
		00000					MCF CLO III LLC	DE	NIA	Madison Capital Funding LLC	Other	0.000	New York Life Insurance Company	2
		00000					MCF CLO IV LLC	DE	NIA	Madison Capital Funding LLC	Other	0.000	New York Life Insurance Company	2
		00000					LMF WIF Portfolio II, LLC	DE	NIA	Madison Capital Funding LLC	Other	0.000	New York Life Insurance Company	2
		00000					LMF WIF Portfolio III, LLC	DE	NIA	Madison Capital Funding LLC	Other	0.000	New York Life Insurance Company	2
		00000					MCF CLO I LLC	DE	NIA	Madison Capital Funding LLC	Other	0.000	New York Life Insurance Company	2
		00000					MCF CLO I LLC	DE	NIA	Madison Capital Funding LLC	Ownership	2.530	New York Life Insurance Company	
		00000					MCF CLO II LLC	DE	NIA	Madison Capital Funding LLC	Other	0.000	New York Life Insurance Company	2
		00000	13-5582869		0001453415		Cornerstone Capital Management Holdings LLC	DE	NIA	New York Life Investment Management Holdings LLC	Ownership	100.000	New York Life Insurance Company	
		00000	41-1763532		0001123570		Cornerstone Capital Management LLC	DE	NIA	Cornerstone Capital Management Holdings LLC	Ownership	51.000	New York Life Insurance Company	
		00000					Cornerstone US Equity Market Neutral Fund, LLC	DE	NIA	Cornerstone Capital Management LLC	Ownership	100.000	New York Life Insurance Company	
		00000					Cornerstone Capital Management Large-Cap Enhanced Index Fund GP, LLC	DE	NIA	Cornerstone Capital Management Holdings LLC	Ownership	100.000	New York Life Insurance Company	
		00000			0001329043		Cornerstone Capital Management Large-Cap Enhanced Index Fund, LP	DE	NIA	Cornerstone Capital Management Large-Cap Enhanced Index Fund GP, LLC	Ownership	100.000	New York Life Insurance Company	

STATEMENT AS OF SEPTEMBER 30, 2016 OF THE NEW YORK LIFE INSURANCE COMPANY

SCHEDULE Y

PART 1A - DETAIL OF INSURANCE HOLDING COMPANY SYSTEM

1	2	3	4	5	6	7	8	9	10	11	12	13	14	15
Group Code	Group Name	NAIC Company Code	ID Number	Federal RSSD	CIK	Name of Securities Exchange if Publicly Traded (U.S. or International)	Names of Parent, Subsidiaries Or Affiliates	Domiciliary Location	Relationship to Reporting Entity	Directly Controlled by (Name of Entity/Person)	Type of Control (Ownership, Board, Management, Attorney-in-Fact, Influence, Other)	If Control is Ownership Provide Percentage	Ultimate Controlling Entity(ies)/Person(s)	*
		.00000					NYL Workforce GP LLC	DE	NIA	New York Life Investment Management Holdings LLC	Ownership	100.000	New York Life Insurance Company	
		.00000			0001133639		New York Life Investment Management LLC	DE	NIA	New York Life Investment Management Holdings LLC	Ownership	100.000	New York Life Insurance Company	
		.00000					New York Life Investment Management (U.K.) Ltd.	GBR	NIA	NYL Investors LLC	Ownership	100.000	New York Life Insurance Company	
		.00000					Madison Core Property Fund LLC	DE	NIA	New York Life Insurance Company	Management	0.000	New York Life Insurance Company	3
		.00000					MIREF 1500 Quail, LLC	DE	NIA	Madison Core Property Fund LLC	Ownership	100.000	New York Life Insurance Company	
		.00000					MIREF Mission Heritage, LLC	DE	NIA	Madison Core Property Fund LLC	Ownership	100.000	New York Life Insurance Company	
		.00000					MIREF Mill Creek, LLC	DE	NIA	Madison Core Property Fund LLC	Ownership	100.000	New York Life Insurance Company	
		.00000					MIREF Gateway, LLC	DE	NIA	Madison Core Property Fund LLC	Ownership	100.000	New York Life Insurance Company	
		.00000					MIREF Delta Court, LLC	DE	NIA	Madison Core Property Fund LLC	Ownership	100.000	New York Life Insurance Company	
		.00000					MIREF Fremont Distribution Center, LLC	DE	NIA	Madison Core Property Fund LLC	Ownership	100.000	New York Life Insurance Company	
		.00000					1101 Taylor Road LLC	DE	NIA	Madison Core Property Fund LLC	Ownership	100.000	New York Life Insurance Company	
		.00000					MIREF Century, LLC	DE	NIA	Madison Core Property Fund LLC	Ownership	100.000	New York Life Insurance Company	
		.00000					MIREF York Road, LLC	DE	NIA	Madison Core Property Fund LLC	Ownership	100.000	New York Life Insurance Company	
		.00000					York Road EW, LLC	DE	NIA	MIREF York Road, LLC	Ownership	64.800	New York Life Insurance Company	
		.00000					York Road Retail West, LLC	DE	NIA	York Road EW, LLC	Ownership	64.800	New York Life Insurance Company	
		.00000					2001 EW LLC	DE	NIA	York Road EW, LLC	Ownership	100.000	New York Life Insurance Company	
		.00000					2122 EW LLC	DE	NIA	York Road EW, LLC	Ownership	100.000	New York Life Insurance Company	
		.00000					MIREF Saddle River LLC	DE	NIA	Madison Core Property Fund LLC	Ownership	100.000	New York Life Insurance Company	
		.00000					Via Verde San Dimas, LLC	DE	NIA	Madison Core Property Fund LLC	Ownership	100.000	New York Life Insurance Company	
		.00000					MIREF DC Corp.	DE	NIA	Madison Core Property Fund LLC	Ownership	100.000	New York Life Insurance Company	
		.00000					MIREF L Street, LLC	DE	NIA	MIREF DC Corp.	Ownership	100.000	New York Life Insurance Company	
		.00000					1901 L Street Corp.	DE	NIA	Madison Core Property Fund LLC	Ownership	100.000	New York Life Insurance Company	
		.00000					1901 L Street LLC	DC	NIA	1901 L Street Corp.	Ownership	100.000	New York Life Insurance Company	
		.00000					MIREF Newpoint Commons, LLC	DE	NIA	Madison Core Property Fund LLC	Ownership	100.000	New York Life Insurance Company	
		.00000					MIREF Northsight, LLC	DE	NIA	Madison Core Property Fund LLC	Ownership	100.000	New York Life Insurance Company	
		.00000					MIREF Riverside, LLC	DE	NIA	Madison Core Property Fund LLC	Ownership	100.000	New York Life Insurance Company	
		.00000					MIREF Corporate Woods, LLC	DE	NIA	Madison Core Property Fund LLC	Ownership	100.000	New York Life Insurance Company	
		.00000					MIREF Bedminster, LLC	DE	NIA	Madison Core Property Fund LLC	Ownership	100.000	New York Life Insurance Company	
		.00000					MIREF Bartons Creek, LLC	DE	NIA	Madison Core Property Fund LLC	Ownership	100.000	New York Life Insurance Company	
		.00000					Bartons Lodge Apartments, LLC	DE	NIA	MIREF Bartons Creek, LLC	Ownership	90.000	New York Life Insurance Company	
		.00000					MIREF Marketpointe, LLC	DE	NIA	Madison Core Property Fund LLC	Ownership	100.000	New York Life Insurance Company	
		.00000					MIREF 101 East Crossroads, LLC	DE	NIA	Madison Core Property Fund LLC	Ownership	100.000	New York Life Insurance Company	
		.00000					101 East Crossroads, LLC	DE	NIA	MIREF 101 East Crossroads, LLC	Ownership	100.000	New York Life Insurance Company	
		.00000					MIREF Waterview, LLC	DE	NIA	Madison Core Property Fund LLC	Ownership	100.000	New York Life Insurance Company	
		.00000					MIREF Chain Bridge, LLC	DE	NIA	Madison Core Property Fund LLC	Ownership	100.000	New York Life Insurance Company	
		.00000					1991 Chain Bridge Road, LLC	DE	NIA	MIREF Chain Bridge, LLC	Ownership	100.000	New York Life Insurance Company	
		.00000					MIREF Aptakisic, LLC	DE	NIA	Madison Core Property Fund LLC	Ownership	100.000	New York Life Insurance Company	
		.00000					Aptakisic Creek Corporate Park, LLC	DE	NIA	MIREF Aptakisic, LLC	Ownership	100.000	New York Life Insurance Company	
		.00000					MIREF Hawthorne, LLC	DE	NIA	Madison Core Property Fund LLC	Ownership	100.000	New York Life Insurance Company	
		.00000					MIREF Auburn 277, LLC	DE	NIA	Madison Core Property Fund LLC	Ownership	100.000	New York Life Insurance Company	
		.00000					MIREF Summer North, LLC	DE	NIA	Madison Core Property Fund LLC	Ownership	100.000	New York Life Insurance Company	
		.00000					MIREF Wellington, LLC	DE	NIA	Madison Core Property Fund LLC	Ownership	100.000	New York Life Insurance Company	
		.00000					MIREF Warner Center, LLC	DE	NIA	Madison Core Property Fund LLC	Ownership	100.000	New York Life Insurance Company	
		.00000					MADISON-IND Valley Business Park CA LLC	DE	NIA	Madison Core Property Fund LLC	Ownership	100.000	New York Life Insurance Company	
		.00000					MADISON-MF Duluth GA LLC	DE	NIA	Madison Core Property Fund LLC	Ownership	100.000	New York Life Insurance Company	
		.00000					MADISON-MF Casa Santa Fe AZ LLC	DE	NIA	Madison Core Property Fund LLC	Ownership	100.000	New York Life Insurance Company	
		.00000					MADISON-MF Cabrillo AZ LLC	DE	NIA	Madison Core Property Fund LLC	Ownership	100.000	New York Life Insurance Company	
		.00000					MADISON-OF Centerstone I CA LLC	DE	NIA	Madison Core Property Fund LLC	Ownership	100.000	New York Life Insurance Company	

SCHEDULE Y
PART 1A - DETAIL OF INSURANCE HOLDING COMPANY SYSTEM

1	2	3	4	5	6	7	8	9	10	11	12	13	14	15
Group Code	Group Name	NAIC Company Code	ID Number	Federal RSSD	CIK	Name of Securities Exchange if Publicly Traded (U.S. or International)	Names of Parent, Subsidiaries Or Affiliates	Domiciliary Location	Relationship to Reporting Entity	Directly Controlled by (Name of Entity/Person)	Type of Control (Ownership, Board, Management, Attorney-in-Fact, Influence, Other)	If Control is Ownership Provide Percentage	Ultimate Controlling Entity(ies)/Person(s)	*
		.00000					MADISON-OFC Centerstone III CA LLCDE	.NIA	Madison Core Property Fund LLC	Ownership.....	100.000	New York Life Insurance Company	
		.00000					MADISON-MOB Centerstone IV CA LLCDE	.NIA	Madison Core Property Fund LLC	Ownership.....	100.000	New York Life Insurance Company	
		.00000					MADISON-OFC Canyon Commons CA LLCDE	.NIA	Madison Core Property Fund LLC	Ownership.....	100.000	New York Life Insurance Company	
		.00000					MADISON-OFC Centerpoint Plaza CA LLCDE	.NIA	Madison Core Property Fund LLC	Ownership.....	100.000	New York Life Insurance Company	
		.00000					MADISON-IND Logistics NC LLCDE	.NIA	Madison Core Property Fund LLC	Ownership.....	100.000	New York Life Insurance Company	
		.00000					MCPF-LRC Logistics LLCDE	.NIA	MADISON-IND Logistics NC LLC	Ownership.....	90.000	New York Life Insurance Company	
		.00000					MADISON-MF Desert Mirage AZ LLCDE	.NIA	Madison Core Property Fund LLC	Ownership.....	100.000	New York Life Insurance Company	
		.00000					MADISON-OFC One Main Place OR LLCDE	.NIA	Madison Core Property Fund LLC	Ownership.....	100.000	New York Life Insurance Company	
		.00000					MADISON-IND Fenton MO LLCDE	.NIA	Madison Core Property Fund LLC	Ownership.....	100.000	New York Life Insurance Company	
		.00000					MADISON-IND Hitzert Roadway MO LLCDE	.NIA	Madison Core Property Fund LLC	Ownership.....	100.000	New York Life Insurance Company	
		.00000					MADISON-MF Hoyt OR LLCDE	.NIA	Madison Core Property Fund LLC	Ownership.....	100.000	New York Life Insurance Company	
		.00000					MADISON-RTL Clifton Heights PA LLCDE	.NIA	Madison Core Property Fund LLC	Ownership.....	100.000	New York Life Insurance Company	
		.00000					MADISON-IND Locust CA LLCDE	.NIA	Madison Core Property Fund LLC	Ownership.....	100.000	New York Life Insurance Company	
		.00000					MADISON-OFC Weston Pointe FL LLCDE	.NIA	Madison Core Property Fund LLC	Ownership.....	100.000	New York Life Insurance Company	
		.00000					MADISON-MF Henderson NV LLCDE	.NIA	Madison Core Property Fund LLC	Ownership.....	100.000	New York Life Insurance Company	
		.00000					MCPF-SP Henderson LLCDE	.NIA	MADISON-MF Henderson NV LLC	Ownership.....	90.000	New York Life Insurance Company	
		.00000					MADISON-SP Henderson LLCDE	.NIA	MCPF-SP Henderson LLC	Ownership.....	90.000	New York Life Insurance Company	
		.00000					MADISON-IND VISTA LOGISTICS OR LLCDE	.NIA	Madison Core Property Fund LLC	Ownership.....	100.000	New York Life Insurance Company	
		.00000					MADISON-SPECHT VISTA LOGISTICS LLCDE	.NIA	MADISON-IND VISTA LOGISTICS OR LLC	Ownership.....	95.000	New York Life Insurance Company	
		.00000					MADISON-MF MCCADDEN CA LLCDE	.NIA	Madison Core Property Fund LLC	Ownership.....	100.000	New York Life Insurance Company	
		.00000					New York Life Investment Management Holdings International S.á.r.l.LUX	.NIA	New York Life Investment Management Holdings LLC	Ownership.....	100.000	New York Life Insurance Company	
		.00000					New York Life Investment Management Holdings II International S.á.r.l.LUX	.NIA	New York Life Investment Management Holdings International S.á.r.l.	Ownership.....	100.000	New York Life Insurance Company	
		.00000					New York Life Investment Management Global Holdings S.á.r.l.LUX	.NIA	New York Life Investment Management Holdings II International S.á.r.l.	Ownership.....	100.000	New York Life Insurance Company	
		.00000					Candriam Luxco S.á.r.l.LUX	.NIA	New York Life Investment Management Global Holdings S.á.r.l.	Ownership.....	100.000	New York Life Insurance Company	
		.00000					Candriam Luxembourg, partnership limited by sharesLUX	.NIA	New York Life Investment Management Global Holdings S.á.r.l.	Ownership.....	96.000	New York Life Insurance Company	
		.00000					Candriam Luxembourg, partnership limited by sharesLUX	.NIA	Candriam Luxco S.á.r.l.	Ownership.....	4.000	New York Life Insurance Company	
		.00000					Ausbil Investment Management LimitedAUS	.NIA	New York Life Investment Management Global Holdings S.á.r.l.	Ownership.....	78.350	New York Life Insurance Company	
		.00000					Ausbil Australia Pty. Ltd.AUS	.NIA	Ausbil Investment Management Limited	Ownership.....	100.000	New York Life Insurance Company	
		.00000					Ausbil Asset Management Pty. Ltd.AUS	.NIA	Ausbil Investment Management Limited	Ownership.....	100.000	New York Life Insurance Company	
		.00000					Ausbil Dexia Employee Share TrustAUS	.NIA	Ausbil Investment Management Limited	Ownership.....	100.000	New York Life Insurance Company	
		.00000					ISPT HoldingBEL	.NIA	Ausbil Investment Management Limited	Ownership.....	0.039	New York Life Insurance Company	
		.00000					AUSBIL IT - Australian Geared EquityAUS	.NIA	Ausbil Investment Management Limited	Influence.....	0.000	New York Life Insurance Company	4
		.00000					BIL Prime Advanced Cash + 100LUX	.NIA	Candriam Luxembourg, partnership limited by shares	Ownership.....	35.020	New York Life Insurance Company	
		.00000					BIL Prime Advanced Cash + 100LUX	.NIA	Candriam Belgium, public limited company	Ownership.....	31.240	New York Life Insurance Company	
		.00000					Candriam France, simplified joint-stock companyFRA	.NIA	Candriam Luxembourg, partnership limited by shares	Ownership.....	100.000	New York Life Insurance Company	
		.00000					Candriam Switzerland LLC, limited liability companyCHE	.NIA	Candriam Luxembourg, partnership limited by shares	Ownership.....	100.000	New York Life Insurance Company	
		.00000					Candriam DublinJRL	.NIA	Candriam France, simplified joint-stock company	Ownership.....	100.000	New York Life Insurance Company	
		.00000					Candriam Belgium public limited companyBEL	.NIA	Candriam Luxembourg, partnership limited by shares	Ownership.....	99.990	New York Life Insurance Company	

STATEMENT AS OF SEPTEMBER 30, 2016 OF THE NEW YORK LIFE INSURANCE COMPANY

SCHEDULE Y
PART 1A - DETAIL OF INSURANCE HOLDING COMPANY SYSTEM

1	2	3	4	5	6	7	8	9	10	11	12	13	14	15
Group Code	Group Name	NAIC Company Code	ID Number	Federal RSSD	CIK	Name of Securities Exchange if Publicly Traded (U.S. or International)	Names of Parent, Subsidiaries Or Affiliates	Domiciliary Location	Relationship to Reporting Entity	Directly Controlled by (Name of Entity/Person)	Type of Control (Ownership, Board, Management, Attorney-in-Fact, Influence, Other)	If Control is Ownership Provide Percentage	Ultimate Controlling Entity(ies)/Person(s)	*
		..00000					Candriam Belgium public limited companyBEL	..NIA	New York Life Investment Management Global Holdings S.à.r.l.	Ownership.....	...0.010	New York Life Insurance Company	
		..00000					Candriam MonétaireFRA	..NIA	Candriam Belgium public limited company	Ownership.....	...15.170	New York Life Insurance Company	
		..00000					Candriam MonétaireFRA	..NIA	Candriam France, simplified joint-stock company	Ownership.....	...5.070	New York Life Insurance Company	
		..00000					Cordius CIGLUX	..NIA	Candriam Luxembourg, partnership limited by shares	Ownership.....	...62.960	New York Life Insurance Company	
		..00000					Cordius CIGLUX	..NIA	Candriam Belgium public limited company	Ownership.....	...18.520	New York Life Insurance Company	
		..00000					Cordius CIGLUX	..NIA	Candriam France, simplified joint-stock company	Ownership.....	...18.520	New York Life Insurance Company	
		..00000					Candriam Bonds Convertible OpportunitiesLUX	..NIA	Candriam Luxembourg, partnership limited by shares	Ownership.....	...29.390	New York Life Insurance Company	
		..00000					Candriam Alternative Return Equity Market NeutralLUX	..NIA	Candriam Luxembourg, partnership limited by shares	Ownership.....	...21.390	New York Life Insurance Company	
		..00000					NYLIM-GCR Fund I, LLCDE	..NIA	New York Life Investment Management LLC	Ownership.....	...50.000	New York Life Insurance Company	
		..00000			0001355337		NYLIM Fund II GP, LLCDE	..NIA	New York Life Investment Management LLC	Ownership.....	...100.000	New York Life Insurance Company	
		..00000					NYLIM Real Estate Mezzanine Fund II, LPDE	..NIA	NYLIM Fund II GP, LLC	Ownership.....	...100.000	New York Life Insurance Company	
		..00000					NYLIM-TND, LLCDE	..NIA	NYLIM Real Estate Mezzanine Fund II, LP	Ownership.....	...100.000	New York Life Insurance Company	
		..00000					NYLIM-DCM, LLCDE	..NIA	NYLIM Real Estate Mezzanine Fund II, LP	Ownership.....	...100.000	New York Life Insurance Company	
		..00000					NYLIM-MM, LLCDE	..NIA	NYLIM-DCM, LLC	Ownership.....	...100.000	New York Life Insurance Company	
		..00000					DCM-N, LLCDE	..NIA	NYLIM-MM, LLC	Ownership.....	...80.000	New York Life Insurance Company	
		..00000					DCM-N, LLCDE	..NIA	NYLIM RE Mezzanine Fund II Investment Corporation	Ownership.....	...20.000	New York Life Insurance Company	
		..00000					DCM Warehouse Series A, LLCDE	..NIA	DCM-N, LLC	Ownership.....	...100.000	New York Life Insurance Company	
		..00000					DCM Warehouse Series One, LLCDE	..NIA	DCM Warehouse Series A, LLC	Ownership.....	...100.000	New York Life Insurance Company	
		..00000					Sixteen West Savannah, LLCIN	..NIA	DCM Warehouse Series One, LLC	Ownership.....	...100.000	New York Life Insurance Company	
		..00000					NYLIM RE Mezzanine Fund II Investment CorporationDE	..NIA	NYLIM Real Estate Mezzanine Fund II, LP	Ownership.....	...100.000	New York Life Insurance Company	
		..00000			0001406803		WIFHG, GP LLCDE	..NIA	New York Life Investment Management LLC	Ownership.....	...50.000	New York Life Insurance Company	
		..00000					Workforce Housing Fund I - 2007, LPDE	..NIA	WIFHG, GP LLC	Ownership.....	...50.000	New York Life Insurance Company	
		..00000					Evolvence Asset Management, Ltd.JND	..NIA	GoldPoint Partners LLC	Ownership.....	...24.500	New York Life Insurance Company	
		..00000	13-4091043		0001292892		GoldPoint Partners LLCDE	..NIA	New York Life Investment Management Holdings LLC	Ownership.....	...100.000	New York Life Insurance Company	
		..00000					NYLCAP 2010 Co-Invest GenPar GP, LLCDE	..NIA	GoldPoint Partners LLC	Ownership.....	...100.000	New York Life Insurance Company	
		..00000					NYLCAP 2010 Co-Invest GenPar L.P.DE	..NIA	NYLCAP 2010 Co-Invest GenPar GP, LLC	Ownership.....	...100.000	New York Life Insurance Company	
		..00000					NYLCAP 2010 Co-Invest L.P.DE	..NIA	NYLCAP 2010 Co-Invest GenPar L.P.	Ownership.....	...100.000	New York Life Insurance Company	
		..00000					NYLCAP 2010 Co-Invest ECI Blocker Holdco A L.P.DE	..NIA	NYLCAP 2010 Co-Invest L.P.	Ownership.....	...100.000	New York Life Insurance Company	
		..00000					NYLCAP 2010 Co-Invest ECI Blocker A L.P.DE	..NIA	NYLCAP 2010 Co-Invest ECI Blocker Holdco A L.P.	Ownership.....	...100.000	New York Life Insurance Company	
		..00000					NYLCAP 2010 Co-Invest ECI Blocker Holdco B L.P.DE	..NIA	NYLCAP 2010 Co-Invest L.P.	Ownership.....	...100.000	New York Life Insurance Company	
		..00000					NYLCAP 2010 Co-Invest ECI Blocker B L.P.DE	..NIA	NYLCAP 2010 Co-Invest ECI Blocker Holdco B L.P.	Ownership.....	...100.000	New York Life Insurance Company	
		..00000					NYLCAP 2010 Co-Invest ECI Blocker Holdco C L.P.DE	..NIA	NYLCAP 2010 Co-Invest ECI Blocker Holdco C L.P.	Ownership.....	...100.000	New York Life Insurance Company	
		..00000					NYLCAP 2010 Co-Invest ECI Blocker C L.P.DE	..NIA	NYLCAP 2010 Co-Invest L.P.	Ownership.....	...100.000	New York Life Insurance Company	
		..00000					NYLCAP 2010 Co-Invest ECI Blocker Holdco E L.P.DE	..NIA	NYLCAP 2010 Co-Invest ECI Blocker Holdco C L.P.	Ownership.....	...100.000	New York Life Insurance Company	
		..00000					NYLCAP 2010 Co-Invest ECI Blocker Holdco E L.P.DE	..NIA	NYLCAP 2010 Co-Invest L.P.	Ownership.....	...100.000	New York Life Insurance Company	

STATEMENT AS OF SEPTEMBER 30, 2016 OF THE NEW YORK LIFE INSURANCE COMPANY

SCHEDULE Y
PART 1A - DETAIL OF INSURANCE HOLDING COMPANY SYSTEM

1	2	3	4	5	6	7	8	9	10	11	12	13	14	15
Group Code	Group Name	NAIC Company Code	ID Number	Federal RSSD	CIK	Name of Securities Exchange if Publicly Traded (U.S. or International)	Names of Parent, Subsidiaries Or Affiliates	Domiciliary Location	Relationship to Reporting Entity	Directly Controlled by (Name of Entity/Person)	Type of Control (Ownership, Board, Management, Attorney-in-Fact, Influence, Other)	If Control is Ownership Provide Percentage	Ultimate Controlling Entity(ies)/Person(s)	*
		..00000					NYLCAP 2010 Co-Invest ECI Blocker E L.P.DE	..NIA	NYLCAP 2010 Co-Invest ECI Blocker Holdco E L.P.	Ownership.....	..100.000	New York Life Insurance Company	
		..00000					NYLCAP 2010 Co-Invest ECI Blocker Holdco F L.P.DE	..NIA	NYLCAP 2010 Co-Invest L.P.	Ownership.....	..100.000	New York Life Insurance Company	
		..00000					NYLCAP 2010 Co-Invest ECI Blocker F L.P.DE	..NIA	NYLCAP 2010 Co-Invest ECI Blocker Holdco F L.P.	Ownership.....	..100.000	New York Life Insurance Company	
		..00000					NYLCAP 2010 Co-Invest ECI Blocker Holdco G L.P.DE	..NIA	NYLCAP 2010 Co-Invest L.P.	Ownership.....	..100.000	New York Life Insurance Company	
		..00000					NYLCAP 2010 Co-Invest ECI Blocker G L.P.DE	..NIA	NYLCAP 2010 Co-Invest ECI Blocker Holdco G L.P.	Ownership.....	..100.000	New York Life Insurance Company	
		..00000			0001513540		New York Life Capital Partners, LLCDE	..NIA	GoldPoint Partners LLC	Ownership.....	..100.000	New York Life Insurance Company	
		..00000	13-4091045		0001513533		New York Life Capital Partners, LPDE	..NIA	New York Life Capital Partners, LLC	Ownership.....	..100.000	New York Life Insurance Company	
		..00000			0001293285		New York Life Capital Partners II, LLCDE	..NIA	GoldPoint Partners LLC	Ownership.....	..100.000	New York Life Insurance Company	
		..00000			0001293286		New York Life Capital Partners II, LPDE	..NIA	New York Life Capital Partners II, LLC ...	Ownership.....	..100.000	New York Life Insurance Company	
		..00000					New York Life Capital Partners III GenPar GP, LLCDE	..NIA	GoldPoint Partners LLC	Ownership.....	..100.000	New York Life Insurance Company	
		..00000					New York Life Capital Partners III GenPar, LPDE	..NIA	New York Life Capital Partners III GenPar GP, LLC	Ownership.....	..100.000	New York Life Insurance Company	
		..00000					New York Life Capital Partners III, LPDE	..NIA	New York Life Capital Partners III GenPar, LP	Ownership.....	..100.000	New York Life Insurance Company	
		..00000					New York Life Capital Partners III-A, LPDE	..NIA	New York Life Capital Partners III GenPar, LP	Ownership.....	..100.000	New York Life Insurance Company	
		..00000					New York Life Capital Partners IV GenPar GP, LLCDE	..NIA	GoldPoint Partners LLC	Ownership.....	..100.000	New York Life Insurance Company	
		..00000					New York Life Capital Partners IV GenPar, LPDE	..NIA	New York Life Capital Partners IV GenPar GP, LLC	Ownership.....	..100.000	New York Life Insurance Company	
		..00000					New York Life Capital Partners IV, LPDE	..NIA	New York Life Capital Partners IV GenPar, LP	Ownership.....	..100.000	New York Life Insurance Company	
		..00000					New York Life Capital Partners IV-A, LPDE	..NIA	New York Life Capital Partners IV GenPar, LP	Ownership.....	..100.000	New York Life Insurance Company	
		..00000					GoldPoint Partners Co-Investment V GenPar GP LLCDE	..NIA	GoldPoint Partners LLC	Ownership.....	..100.000	New York Life Insurance Company	
		..00000					GoldPoint Partners Co-Investment V GenPar, L.P.DE	..NIA	GoldPoint Partners Co-Investment V GenPar GP LLC	Ownership.....	..100.000	New York Life Insurance Company	
		..00000			0001562188		GoldPoint Partners Co-Investment V, L.P.DE	..NIA	GoldPoint Partners Co-Investment V GenPar, L.P.	Ownership.....	..100.000	New York Life Insurance Company	
		..00000					GoldPoint Partners Co-Investment V ECI Blocker Holdco A, LPDE	..NIA	GoldPoint Partners Co-Investment V, LP ...	Ownership.....	..100.000	New York Life Insurance Company	
		..00000					GoldPoint Partners Co-Investment V ECI Blocker A, LPDE	..NIA	GoldPoint Partners Co-Investment V ECI Blocker Holdco A, LP	Ownership.....	..100.000	New York Life Insurance Company	
		..00000					GoldPoint Partners Co-Investment V ECI Blocker Holdco B, LPDE	..NIA	GoldPoint Partners Co-Investment V, LP ...	Ownership.....	..100.000	New York Life Insurance Company	
		..00000					GoldPoint Partners Co-Investment V ECI Blocker B, LPDE	..NIA	GoldPoint Partners Co-Investment V ECI Blocker Holdco B, LP	Ownership.....	..100.000	New York Life Insurance Company	
		..00000					GoldPoint Partners Co-Investment V ECI Blocker Holdco C, LPDE	..NIA	GoldPoint Partners Co-Investment V, LP ...	Ownership.....	..100.000	New York Life Insurance Company	
		..00000					GoldPoint Partners Co-Investment V ECI Blocker C, LPDE	..NIA	GoldPoint Partners Co-Investment V ECI Blocker Holdco C, LP	Ownership.....	..100.000	New York Life Insurance Company	
		..00000					GoldPoint Partners Co-Investment V ECI Blocker Holdco D, LPDE	..NIA	GoldPoint Partners Co-Investment V, LP ...	Ownership.....	..100.000	New York Life Insurance Company	

STATEMENT AS OF SEPTEMBER 30, 2016 OF THE NEW YORK LIFE INSURANCE COMPANY

SCHEDULE Y

PART 1A - DETAIL OF INSURANCE HOLDING COMPANY SYSTEM

1	2	3	4	5	6	7	8	9	10	11	12	13	14	15
Group Code	Group Name	NAIC Company Code	ID Number	Federal RSSD	CIK	Name of Securities Exchange if Publicly Traded (U.S. or International)	Names of Parent, Subsidiaries Or Affiliates	Domiciliary Location	Relationship to Reporting Entity	Directly Controlled by (Name of Entity/Person)	Type of Control (Ownership, Board, Management, Attorney-in-Fact, Influence, Other)	If Control is Ownership Provide Percentage	Ultimate Controlling Entity(ies)/Person(s)	*
		..00000					GoldPoint Partners Co-Investment V ECI Blocker D, LP	..DE	..NIA	GoldPoint Partners Co-Investment V ECI Blocker Holdco D, LP	Ownership	..100.000	New York Life Insurance Company	
		..00000					GoldPoint Partners Co-Investment V ECI Blocker Holdco E, LP	..DE	..NIA	GoldPoint Partners Co-Investment V, LP	Ownership	..100.000	New York Life Insurance Company	
		..00000					GoldPoint Partners Co-Investment V ECI Blocker E, LP	..DE	..NIA	GoldPoint Partners Co-Investment V ECI Blocker Holdco E, LP	Ownership	..100.000	New York Life Insurance Company	
		..00000					GoldPoint Partners Co-Investment V ECI Blocker Holdco F, LP	..DE	..NIA	GoldPoint Partners Co-Investment V, LP	Ownership	..100.000	New York Life Insurance Company	
		..00000					GoldPoint Partners Co-Investment V ECI Blocker F, LP	..DE	..NIA	GoldPoint Partners Co-Investment V ECI Blocker Holdco F, LP	Ownership	..100.000	New York Life Insurance Company	
		..00000					GoldPoint Partners Co-Investment Fund-A, LP	..DE	..NIA	GoldPoint Partners Co-Investment V, LP	Ownership	..100.000	New York Life Insurance Company	
		..00000					NYLCAP India Funding LLC	..DE	..NIA	GoldPoint Partners LLC	Ownership	..100.000	New York Life Insurance Company	
		..00000					NYLIM-JB Asset Management Co. (Mauritius) LLC	..MUS	..NIA	NYLCAP India Funding LLC	Ownership	..24.660	New York Life Insurance Company	..5
		..00000			0001356865		New York Life Investment Management India Fund II, LLC (Mauritius)	..MUS	..NIA	NYLIM-JB Asset Management Co. (Mauritius) LLC	Ownership	..100.000	New York Life Insurance Company	
		..00000					New York Life Investment Management India Fund (FVCI) II, LLC (Mauritius)	..MUS	..NIA	New York Life Investment Management India Fund II, LLC (Mauritius)	Ownership	..100.000	New York Life Insurance Company	
		..00000					NYLCAP India Funding III LLC	..DE	..NIA	GoldPoint Partners LLC	Ownership	..100.000	New York Life Insurance Company	
		..00000					NYLIM-Jacob Ballas Asset Management Company III, (Mauritius) LLC	..MUS	..NIA	NYLCAP India Funding III LLC	Ownership	..24.660	New York Life Insurance Company	..6
		..00000			0001435025		NYLIM Jacob Ballas India Fund III (Mauritius) LLC	..MUS	..NIA	NYLIM-Jacob Ballas Asset Management Company III, LLC	Ownership	..100.000	New York Life Insurance Company	
		..00000					NYLIM Jacob Ballas Capital India (FVCI) III (Mauritius) LLC	..MUS	..NIA	NYLIM Jacob Ballas India Fund III (Mauritius) LLC	Ownership	..100.000	New York Life Insurance Company	
		..00000					NYLIM Jacob Ballas India (FII) III (Mauritius) LLC	..MUS	..NIA	NYLIM Jacob Ballas India Fund III (Mauritius) LLC	Ownership	..100.000	New York Life Insurance Company	
		..00000					NYLIM Jacob Ballas India Holdings IV	..MUS	..NIA	New York Life Investment Management LLC	Ownership	..100.000	New York Life Insurance Company	
		..00000					NYLCAP Holdings (Mauritius) LLC	..MUS	..NIA	New York Life Investment Management Holdings LLC	Ownership	..100.000	New York Life Insurance Company	
		..00000			0001513541		Jacob Ballas Capital India PVT, LTD	..MUS	..NIA	NYLCAP Holdings (Mauritius) LLC	Ownership	..23.300	New York Life Insurance Company	
		..00000			0001513539		NYLIM Mezzanine GenPar GP, LLC	..DE	..NIA	GoldPoint Partners LLC	Ownership	..100.000	New York Life Insurance Company	
		..00000					NYLIM Mezzanine GenPar, LP	..DE	..NIA	NYLIM Mezzanine GenPar GP, LLC	Ownership	..100.000	New York Life Insurance Company	
		..00000			0001193500		New York Life Investment Management Mezzanine Partners, LP	..DE	..NIA	NYLIM Mezzanine GenPar, LP	Ownership	..100.000	New York Life Insurance Company	
		..00000			0001259536		NYLIM Mezzanine Partners Parallel Fund LP	..DE	..NIA	NYLIM Mezzanine GenPar, LP	Ownership	..100.000	New York Life Insurance Company	
		..00000					NYLIM Mezzanine Partners II GenPar GP, LLC	..DE	..NIA	GoldPoint Partners LLC	Ownership	..100.000	New York Life Insurance Company	
		..00000					NYLIM Mezzanine Offshore Partners II, LP	..CYM	..NIA	NYLIM Mezzanine Partners II GenPar GP, LLC	Ownership	..100.000	New York Life Insurance Company	
		..00000					NYLIM Mezzanine Partners II GenPar, LP	..DE	..NIA	NYLIM Mezzanine Partners II GenPar GP, LLC	Ownership	..100.000	New York Life Insurance Company	
		..00000					New York Life Investment Management Mezzanine Partners II, LP	..DE	..NIA	New York Life Investment Management Mezzanine Partners II, LP	Ownership	..100.000	New York Life Insurance Company	
		..00000					NYLIM Mezzanine II Luxco S.a.r.l.	..LUX	..NIA	NYLIM Mezzanine Partners II GenPar, LP	Ownership	..100.000	New York Life Insurance Company	
		..00000			0001387095		NYLIM Mezzanine Partners II Parallel Fund, LP	..DE	..NIA	NYLIM Mezzanine Partners II Parallel Fund, LP	Ownership	..100.000	New York Life Insurance Company	
		..00000					NYLIM Mezzanine II Parallel Luxco S.a.r.l.	..LUX	..NIA	NYLIM Mezzanine Partners II Parallel Fund, LP	Ownership	..100.000	New York Life Insurance Company	

SCHEDULE Y
PART 1A - DETAIL OF INSURANCE HOLDING COMPANY SYSTEM

1	2	3	4	5	6	7	8	9	10	11	12	13	14	15
Group Code	Group Name	NAIC Company Code	ID Number	Federal RSSD	CIK	Name of Securities Exchange if Publicly Traded (U.S. or International)	Names of Parent, Subsidiaries Or Affiliates	Domiciliary Location	Relationship to Reporting Entity	Directly Controlled by (Name of Entity/Person)	Type of Control (Ownership, Board, Management, Attorney-in-Fact, Influence, Other)	If Control is Ownership Provide Percentage	Ultimate Controlling Entity(ies)/Person(s)	*
		.00000					Voice Holdco Ltd.	.CAN	.NIA	NYLIM Mezzanine II Parallel Luxco S.a.r.l.	Ownership	.27.000	New York Life Insurance Company	
		.00000					NYLCAP Mezzanine Partners III GenPar GP, LLC	.DE	.NIA	GoldPoint Partners LLC	Ownership	.100.000	New York Life Insurance Company	
		.00000					NYLCAP Mezzanine Offshore Partners III, LP	.DE	.NIA	NYLCAP Mezzanine Partners III GenPar GP, LLC	Ownership	.100.000	New York Life Insurance Company	
		.00000					NYLCAP Mezzanine Partners III GenPar, LP	.DE	.NIA	NYLCAP Mezzanine Partners III GenPar GP, LLC	Ownership	.100.000	New York Life Insurance Company	
		.00000					NYLCAP Mezzanine Partners III-K, LP	.DE	.NIA	NYLCAP Mezzanine Partners III GenPar, LP	Ownership	.100.000	New York Life Insurance Company	
		.00000			0001482545		NYLCAP Mezzanine Partners III, LP	.DE	.NIA	NYLCAP Mezzanine Partners III GenPar, LP	Ownership	.100.000	New York Life Insurance Company	
		.00000			0001539552		NYLCAP Mezzanine Partners III Parallel Fund, LP	.DE	.NIA	NYLCAP Mezzanine Partners III GenPar, LP	Ownership	.100.000	New York Life Insurance Company	
		.00000					NYLCAP Mezzanine Partners III 2012 Co-Invest, LP	.DE	.NIA	NYLCAP Mezzanine Partners III GenPar, LP	Ownership	.100.000	New York Life Insurance Company	
		.00000			0001483925		NYLCAP Mezzanine Partners III 2012 Co-Invest ECI Blocker Holdco A, LP	.DE	.NIA	NYLCAP Mezzanine Partners III 2012 Co-Invest, LP	Ownership	.100.000	New York Life Insurance Company	
		.00000					NYLCAP Mezzanine Partners III 2012 Co-Invest ECI Blocker A, LP	.DE	.NIA	NYLCAP Mezzanine Partners III 2012 Co-Invest ECI Blocker Holdco A, LP	Ownership	.100.000	New York Life Insurance Company	
		.00000					NYLCAP Mezzanine Partners III 2012 Co-Invest ECI Blocker Holdco B, LP	.DE	.NIA	NYLCAP Mezzanine Partners III 2012 Co-Invest, LP	Ownership	.100.000	New York Life Insurance Company	
		.00000					NYLCAP Mezzanine Partners III 2012 Co-Invest ECI Blocker B, LP	.DE	.NIA	NYLCAP Mezzanine Partners III 2012 Co-Invest ECI Blocker Holdco B, LP	Ownership	.100.000	New York Life Insurance Company	
		.00000					NYLCAP Mezzanine Partners III 2012 Co-Invest ECI Blocker Holdco C, LP	.DE	.NIA	NYLCAP Mezzanine Partners III 2012 Co-Invest, LP	Ownership	.100.000	New York Life Insurance Company	
		.00000					NYLCAP Mezzanine Partners III 2012 Co-Invest ECI Blocker C, LP	.DE	.NIA	NYLCAP Mezzanine Partners III 2012 Co-Invest ECI Blocker Holdco C, LP	Ownership	.100.000	New York Life Insurance Company	
		.00000					NYLCAP Mezzanine Partners III 2012 Co-Invest ECI Blocker Holdco D, LP	.DE	.NIA	NYLCAP Mezzanine Partners III 2012 Co-Invest, LP	Ownership	.100.000	New York Life Insurance Company	
		.00000					NYLCAP Mezzanine Partners III 2012 Co-Invest ECI Blocker D, LP	.DE	.NIA	NYLCAP Mezzanine Partners III 2012 Co-Invest ECI Blocker Holdco D, LP	Ownership	.100.000	New York Life Insurance Company	
		.00000					NYLCAP Mezzanine Partners III 2012 Co-Invest ECI Blocker Holdco E, LP	.DE	.NIA	NYLCAP Mezzanine Partners III 2012 Co-Invest, LP	Ownership	.100.000	New York Life Insurance Company	
		.00000					NYLCAP Mezzanine Partners III 2012 Co-Invest ECI Blocker E, LP	.DE	.NIA	NYLCAP Mezzanine Partners III 2012 Co-Invest ECI Blocker Holdco E, LP	Ownership	.100.000	New York Life Insurance Company	
		.00000					NYLCAP Mezzanine Partners III 2012 Co-Invest ECI Blocker Holdco F,LP	.DE	.NIA	NYLCAP Mezzanine Partners III 2012 Co-Invest, LP	Ownership	.100.000	New York Life Insurance Company	
		.00000					NYLCAP Mezzanine Partners III 2012 Co-Invest ECI Blocker F, LP	.DE	.NIA	NYLCAP Mezzanine Partners III 2012 Co-Invest ECI Blocker Holdco F,LP	Ownership	.100.000	New York Life Insurance Company	
		.00000					C.B. Fleet TopCo, LLC	.DE	.NIA	NYLCAP Mezzanine Partners III 2012 Co-Invest ECI Blocker Holdco C, LP	Ownership	.17.000	New York Life Insurance Company	
		.00000					GoldPoint Mezzanine Partners IV GenPar GP, LLC	.DE	.NIA	GoldPoint Partners LLC	Ownership	.100.000	New York Life Insurance Company	
		.00000					GoldPoint Mezzanine Partners Offshore IV, L.P.	.CYM	.NIA	GoldPoint Mezzanine Partners IV GenPar GP, LLC	Ownership	.100.000	New York Life Insurance Company	
		.00000					GoldPoint Mezzanine Partners IV GenPar LP	.DE	.NIA	GoldPoint Mezzanine Partners IV GenPar GP, LLC	Ownership	.100.000	New York Life Insurance Company	
		.00000					GoldPoint Mezzanine Partners IV, LP	.DE	.NIA	GoldPoint Mezzanine Partners IV GenPar LP	Ownership	.100.000	New York Life Insurance Company	
		.00000					GPP Mezzanine Blocker Holdco A, LP	.DE	.NIA	GoldPoint Mezzanine Partners IV, LP	Ownership	.100.000	New York Life Insurance Company	

STATEMENT AS OF SEPTEMBER 30, 2016 OF THE NEW YORK LIFE INSURANCE COMPANY

SCHEDULE Y
PART 1A - DETAIL OF INSURANCE HOLDING COMPANY SYSTEM

1	2	3	4	5	6	7	8	9	10	11	12	13	14	15
Group Code	Group Name	NAIC Company Code	ID Number	Federal RSSD	CIK	Name of Securities Exchange if Publicly Traded (U.S. or International)	Names of Parent, Subsidiaries Or Affiliates	Domiciliary Location	Relationship to Reporting Entity	Directly Controlled by (Name of Entity/Person)	Type of Control (Ownership, Board, Management, Attorney-in-Fact, Influence, Other)	If Control is Ownership Provide Percentage	Ultimate Controlling Entity(ies)/Person(s)	*
		..00000					GPP Mezzanine Blocker Holdco Preferred A, LP	..DE	..NIA	GoldPoint Mezzanine Partners IV, LP	Ownership	..100.000	New York Life Insurance Company	
		..00000					GPP Mezzanine Blocker A, LP	..DE	..NIA	GPP Mezzanine Blocker Holdco A, LP	Ownership	..7.500	New York Life Insurance Company	
		..00000					GPP Mezzanine Blocker A, LP	..DE	..NIA	GoldPoint Mezzanine Partners IV, LP	Ownership	..92.500	New York Life Insurance Company	
		..00000					GPP Mezzanine Blocker Holdco B, LP	..DE	..NIA	GoldPoint Mezzanine Partners IV, LP	Ownership	..100.000	New York Life Insurance Company	
		..00000					GPP Mezzanine Blocker B, LP	..DE	..NIA	GPP Mezzanine Blocker Holdco B, LP	Ownership	..4.400	New York Life Insurance Company	
		..00000					GPP Mezzanine Blocker B, LP	..DE	..NIA	GoldPoint Mezzanine Partners IV, LP	Ownership	..95.600	New York Life Insurance Company	
		..00000					GoldPoint Mezzanine Partners Co-Investment Fund A, LP	..DE	..NIA	GoldPoint Mezzanine Partners IV GenPar LP	Ownership	..100.000	New York Life Insurance Company	
		..00000					NYLCAP Select Manager GenPar GP, LLC	..DE	..NIA	GoldPoint Partners LLC	Ownership	..100.000	New York Life Insurance Company	
		..00000					NYLCAP Select Manager GenPar, LP	..DE	..NIA	NYLCAP Select Manager GenPar GP, LLC	Ownership	..100.000	New York Life Insurance Company	
		..00000			0001441093		NYLCAP Select Manager Fund, LP	..DE	..NIA	NYLCAP Select Manager GenPar, LP	Ownership	..100.000	New York Life Insurance Company	
		..00000					NYLCAP Select Manager Cayman Fund, LP	..CYM	..NIA	NYLCAP Select Manager GenPar GP, LLC	Ownership	..100.000	New York Life Insurance Company	
		..00000					NYLCAP Canada GenPar, Inc.	..CAN	..NIA	GoldPoint Partners LLC	Ownership	..100.000	New York Life Insurance Company	
		..00000					NYLCAP Select Manager Canada Fund, LP	..CAN	..NIA	NYLCAP Canada GenPar, Inc.	Ownership	..100.000	New York Life Insurance Company	
		..00000					NYLCAP Select Manager II GenPar GP, LLC	..DE	..NIA	GoldPoint Partners LLC	Ownership	..100.000	New York Life Insurance Company	
		..00000					NYLCAP Select Manager II GenPar GP, L.P.	..CYM	..NIA	NYLCAP Select Manager II GenPar GP, LLC	Ownership	..100.000	New York Life Insurance Company	
		..00000			0001520743		NYLCAP Select Manager Fund II, L.P.	..CYM	..NIA	NYLCAP Select Manager II GenPar GP, L.P.	Ownership	..100.000	New York Life Insurance Company	
		..00000					NYLCAP Canada II GenPar, Inc.	..CAN	..NIA	GoldPoint Partners LLC	Ownership	..100.000	New York Life Insurance Company	
		..00000					NYLCAP Select Manager Canada Fund II, L.P.	..CAN	..NIA	NYLCAP Canada II GenPar, Inc.	Ownership	..100.000	New York Life Insurance Company	
		..00000					GoldPoint Partners Select Manager III	..DE	..NIA	GoldPoint Partners LLC	Ownership	..100.000	New York Life Insurance Company	
		..00000					GoldPoint Partners Select Manager III	..CYM	..NIA	GoldPoint Partners Select Manager III	Ownership	..100.000	New York Life Insurance Company	
		..00000					GenPar, L.P.	..CYM	..NIA	GenPar GP, LLC	Ownership	..100.000	New York Life Insurance Company	
		..00000					GoldPoint Partners Select Manager Fund III, L.P.	..CYM	..NIA	GoldPoint Partners Select Manager III	Ownership	..100.000	New York Life Insurance Company	
		..00000					GoldPoint Partners Select Manager Fund III AIV, L.P.	..DE	..NIA	GenPar, L.P.	Ownership	..100.000	New York Life Insurance Company	
		..00000					GoldPoint Partners Canada III GenPar, Inc	..CAN	..NIA	GoldPoint Partners LLC	Ownership	..100.000	New York Life Insurance Company	
		..00000					GoldPoint Partners Select Manager Canada Fund III, L.P.	..CAN	..NIA	GoldPoint Partners Canada III GenPar, Inc	Ownership	..100.000	New York Life Insurance Company	
		..00000					MCF Mezzanine Carry I LLC	..DE	..NIA	Madison Capital Funding LLC	Other	..0.000	New York Life Insurance Company	2
		..00000					MCF Mezzanine Fund I LLC	..DE	..NIA	New York Life Insurance Company	Ownership	..66.670	New York Life Insurance Company	
		..00000								New York Life Insurance & Annuity Corporation	Ownership	..33.330	New York Life Insurance Company	
		..00000					MCF Mezzanine Fund I LLC	..DE	..NIA	Madison Capital Funding LLC	Ownership	..100.000	New York Life Insurance Company	
		..00000					Montpelier Carry Parent, LLC	..DE	..NIA	Montpelier Carry Parent, LLC	Ownership	..100.000	New York Life Insurance Company	
		..00000					Montpelier Carry, LLC	..DE	..NIA	Madison Capital Funding LLC	Ownership	..100.000	New York Life Insurance Company	
		..00000					Montpelier GP, LLC	..DE	..NIA	Madison Capital Funding LLC	Ownership	..100.000	New York Life Insurance Company	
		..00000	90-0938480		0001570694		Montpelier Fund, L.P.	..DE	..NIA	Montpelier GP, LLC	Ownership	..100.000	New York Life Insurance Company	
		..00000					NYLIM Flatiron CLO 2004-1 Ltd.	..CYM	..OTH	New York Life Insurance Company	Influence	..0.000	New York Life Insurance Company	7
		..00000					NYLIM Flatiron CLO 2004-1 Equity Holdings LLC, Series A	..DE	..OTH	NYLIM Flatiron CLO 2004-1 Ltd.	Influence	..0.000	New York Life Insurance Company	7
		..00000					NYLIM Flatiron CLO 2006-1 Ltd.	..CYM	..OTH	New York Life Insurance Company	Influence	..0.000	New York Life Insurance Company	7
		..00000					NYLIM Flatiron CLO 2006-1 Equity Holdings LLC, Series A	..DE	..OTH	NYLIM Flatiron CLO 2006-1 Ltd.	Influence	..0.000	New York Life Insurance Company	7
		..00000					Flatiron CLO 2007-1 Ltd.	..CYM	..OTH	New York Life Insurance Company	Influence	..0.000	New York Life Insurance Company	7
		..00000					NYLIM Flatiron CLO 2007-1 Equity Holdings LLC, Series A	..CYM	..OTH	NYLIM Flatiron CLO 2007-1 Ltd.	Influence	..0.000	New York Life Insurance Company	7
		..00000					Flatiron CLO 2011-1 Ltd.	..CYM	..OTH	New York Life Insurance Company	Influence	..0.000	New York Life Insurance Company	7

STATEMENT AS OF SEPTEMBER 30, 2016 OF THE NEW YORK LIFE INSURANCE COMPANY

SCHEDULE Y
PART 1A - DETAIL OF INSURANCE HOLDING COMPANY SYSTEM

1	2	3	4	5	6	7	8	9	10	11	12	13	14	15
Group Code	Group Name	NAIC Company Code	ID Number	Federal RSSD	CIK	Name of Securities Exchange if Publicly Traded (U.S. or International)	Names of Parent, Subsidiaries Or Affiliates	Domiciliary Location	Relationship to Reporting Entity	Directly Controlled by (Name of Entity/Person)	Type of Control (Ownership, Board, Management, Attorney-in-Fact, Influence, Other)	If Control is Ownership Provide Percentage	Ultimate Controlling Entity(ies)/Person(s)	*
		.00000					Flatiron CLO 2012-1 Ltd.	.CYM	.OTH	New York Life Insurance Company	Influence	.0.000	New York Life Insurance Company	7
		.00000					Flatiron CLO 2013-1 Ltd.	.CYM	.OTH	New York Life Insurance Company	Influence	.0.000	New York Life Insurance Company	7
		.00000					Flatiron CLO 2014-1 Ltd.	.CYM	.OTH	New York Life Insurance Company	Influence	.0.000	New York Life Insurance Company	7
		.00000					Flatiron CLO 2014-1 Ltd.	.CYM	.OTH	New York Life Insurance Company	Influence	.0.000	New York Life Insurance Company	7
		.00000					Flatiron CLO 16 Ltd.	.CYM	.OTH	New York Life Insurance Company	Ownership	.100.000	New York Life Insurance Company	7
		.00000					Flatiron CLO 2015-1 Ltd.	.CYM	.OTH	New York Life Insurance Company	Influence	.0.000	New York Life Insurance Company	7
		.00000					Stratford CDO 2001-1 Ltd.	.CYM	.OTH	New York Life Insurance Company	Influence	.0.000	New York Life Insurance Company	7
		.00000		4007034			Silverado CLO 2006-II Limited	.CYM	.OTH	New York Life Insurance Company	Influence	.0.000	New York Life Insurance Company	7
							Silverado CLO 2006-II Equity Holdings LLC, Series A	.CYM	.OTH	Silverado CLO 2006-II Limited	Influence	.0.000	New York Life Insurance Company	7
		.00000					New York Life Funding	.CYM	.OTH	New York Life Insurance Company	Other	.0.000	New York Life Insurance Company	8
		.00000					New York Life Global Funding	.DE	.OTH	New York Life Insurance Company	Other	.0.000	New York Life Insurance Company	8
		.00000					Martingale Road LLC	.DE	.NIA	New York Life Insurance Company	Ownership	.100.000	New York Life Insurance Company	
							UFI-NOR Federal Receivables Trust, Series 2009B	.NY	.OTH	New York Life Insurance Company	Influence	.0.000	New York Life Insurance Company	9
		.00000					Government Energy Savings Trust 2003-A	.NY	.OTH	New York Life Insurance Company	Influence	.0.000	New York Life Insurance Company	9
		.00000					NYL Equipment Issuance Trust	.DE	.OTH	New York Life Insurance Company	Influence	.0.000	New York Life Insurance Company	9
							New York Life Investment Management							
		.00000	54-1886751		0001065114		Private Advisors LLC	.DE	.NIA	Holdings LLC	Ownership	.65.850	New York Life Insurance Company	
		.00000					PACIF Carry Parent, LLC	.DE	.NIA	Private Advisors LLC	Ownership	.100.000	New York Life Insurance Company	
		.00000					PACIF Carry, LLC	.DE	.NIA	PACIF Carry Parent, LLC	Ownership	.100.000	New York Life Insurance Company	
		.00000					PACIF GP, LLC	.DE	.NIA	Private Advisors L.L.C.	Ownership	.100.000	New York Life Insurance Company	
		.00000			0001368975		Private Advisors Coinvestment Fund, LP	.DE	.NIA	PACIF GP, LLC	Ownership	.100.000	New York Life Insurance Company	
		.00000					PACIF II Carry Parent, LLC	.DE	.NIA	Private Advisors LLC	Ownership	.100.000	New York Life Insurance Company	
		.00000					PACIF II Carry, LLC	.DE	.NIA	PACIF II Carry Parent, LLC	Ownership	.100.000	New York Life Insurance Company	
		.00000					PACIF II GP, LLC	.DE	.NIA	Private Advisors L.L.C.	Ownership	.100.000	New York Life Insurance Company	
		.00000			0001489910		Private Advisors Coinvestment Fund II, LP	.DE	.NIA	PACIF II GP, LLC	Ownership	.100.000	New York Life Insurance Company	
		.00000					PACIF III Carry Parent, LLC	.DE	.NIA	Private Advisors LLC	Ownership	.100.000	New York Life Insurance Company	
		.00000					PACIF III Carry, LLC	.DE	.NIA	PACIF III Carry Parent, LLC	Ownership	.100.000	New York Life Insurance Company	
		.00000					PACIF III GP, LLC	.DE	.NIA	Private Advisors L.L.C.	Ownership	.100.000	New York Life Insurance Company	
							Private Advisors Coinvestment Fund III, LP	.DE	.NIA	PACIF III GP, LLC	Ownership	.100.000	New York Life Insurance Company	
		.00000	46-1360141		0001562375		PACIF IV GP, LLC	.DE	.NIA	Private Advisors L.L.C.	Ownership	.100.000	New York Life Insurance Company	
		.00000			0001646588		Private Advisors Coinvestment Fund IV, LP	.DE	.NIA	PACIF IV GP, LLC	Ownership	.100.000	New York Life Insurance Company	
		.00000					PACIF IV Carry Parent, LLC	.DE	.NIA	Private Advisors L.L.C.	Ownership	.100.000	New York Life Insurance Company	
		.00000					PACIF IV Carry, LLC	.DE	.NIA	PACIF IV Carry Parent, LLC	Ownership	.100.000	New York Life Insurance Company	
		.00000					PASCCIF GP, LLC	.DE	.NIA	Private Advisors L.L.C.	Ownership	.100.000	New York Life Insurance Company	
							Private Advisors Small Company Coinvestment Fund, LP	.DE	.NIA	PASCCIF GP, LLC	Ownership	.100.000	New York Life Insurance Company	
		.00000					PASCCIF Carry Parent, LLC	.DE	.NIA	Private Advisors L.L.C.	Ownership	.100.000	New York Life Insurance Company	
		.00000					PASCCIF Carry, LLC	.DE	.NIA	PASCCIF Carry Parent, LLC	Ownership	.100.000	New York Life Insurance Company	
							Private Advisors Distressed Opportunities Fund, L.P.	.DE	.NIA	Private Advisors L.L.C.	Ownership	.100.000	New York Life Insurance Company	
		.00000			0001210098		Private Advisors Small Company Buyout Fund II, L.P.	.DE	.NIA	Private Advisors L.L.C.	Ownership	.100.000	New York Life Insurance Company	
		.00000					PASCBF III GP, LLC	.DE	.NIA	Private Advisors L.L.C.	Ownership	.100.000	New York Life Insurance Company	
							Private Advisors Small Company Buyout Fund III, LP	.DE	.NIA	PASCBF III GP, LLC	Ownership	.100.000	New York Life Insurance Company	
		.00000			0001374891		PASCBF IV Carry Parent, LLC	.DE	.NIA	Private Advisors L.L.C.	Ownership	.100.000	New York Life Insurance Company	
		.00000					PASCBF IV Carry, LLC	.DE	.NIA	PASCBF IV Carry Parent, LLC	Ownership	.100.000	New York Life Insurance Company	
		.00000					PASCBF IV GP, LLC	.DE	.NIA	Private Advisors L.L.C.	Ownership	.100.000	New York Life Insurance Company	

STATEMENT AS OF SEPTEMBER 30, 2016 OF THE NEW YORK LIFE INSURANCE COMPANY

SCHEDULE Y
PART 1A - DETAIL OF INSURANCE HOLDING COMPANY SYSTEM

1	2	3	4	5	6	7	8	9	10	11	12	13	14	15
Group Code	Group Name	NAIC Company Code	ID Number	Federal RSSD	CIK	Name of Securities Exchange if Publicly Traded (U.S. or International)	Names of Parent, Subsidiaries Or Affiliates	Domiciliary Location	Relationship to Reporting Entity	Directly Controlled by (Name of Entity/Person)	Type of Control (Ownership, Board, Management, Attorney-in-Fact, Influence, Other)	If Control is Ownership Provide Percentage	Ultimate Controlling Entity(ies)/Person(s)	*
		..00000			0001442524		Private Advisors Small Company Buyout Fund IV, LP	..DE	..NIA	PASCBF IV GP, LLC	Ownership	..100.000	New York Life Insurance Company	
		..00000					PASCBF V Carry Parent, LLC	..DE	..NIA	Private Advisors L.L.C.	Ownership	..100.000	New York Life Insurance Company	
		..00000					PASCBF V Carry, LLC	..DE	..NIA	PASBF V Carry Parent, LLC	Ownership	..100.000	New York Life Insurance Company	
		..00000					PASCBF V GP, LLC	..DE	..NIA	Private Advisors L.L.C.	Ownership	..100.000	New York Life Insurance Company	
		..00000			0001537995		Private Advisors Small Company Buyout Fund V, LP	..DE	..NIA	PASCBF V GP, LLC	Ownership	..100.000	New York Life Insurance Company	
		..00000			0001576987		Private Advisors Small Company Buyout V - ERISA Fund, LP	..DE	..NIA	PASCBF V GP, LLC	Ownership	..100.000	New York Life Insurance Company	
		..00000					PASCOPEF VI Carry Parent, LLC	..DE	..NIA	Private Advisors L.L.C.	Ownership	..100.000	New York Life Insurance Company	
		..00000					PASCOPEF VI Carry, LLC	..DE	..NIA	PASCOPEF VI Carry Parent, LLC	Ownership	..100.000	New York Life Insurance Company	
		..00000					PASCOPEF VI GP, LLC	..DE	..NIA	Private Advisors L.L.C.	Ownership	..100.000	New York Life Insurance Company	
		..00000			0001595889		Private Advisors Small Company Private Equity Fund VI, LP	..DE	..NIA	PASCOPEF VI GP, LLC	Ownership	..100.000	New York Life Insurance Company	
		..00000			0001635254		Private Advisors Small Company Private Equity Fund VI, LP	..CYM	..NIA	PASCOPEF VI GP, LLC	Ownership	..100.000	New York Life Insurance Company	
		..00000					PASCOPEF VII GP, LLC	..DE	..NIA	Private Advisors L.L.C.	Ownership	..100.000	New York Life Insurance Company	
		..00000					Private Advisors Small Company Private Equity Fund VII, LP	..DE	..NIA	PASCOPEF VII GP, LLC	Ownership	..100.000	New York Life Insurance Company	
		..00000					PASCOPEF VII Carry Parent, LLC	..DE	..NIA	Private Advisors L.L.C.	Ownership	..100.000	New York Life Insurance Company	
		..00000					PASCOPEF VII Carry, LLC	..DE	..NIA	PASCOPEF VII Carry Parent, LLC	Ownership	..100.000	New York Life Insurance Company	
		..00000					PA Real Assets Carry Parent, LLC	..DE	..NIA	Private Advisors L.L.C.	Ownership	..100.000	New York Life Insurance Company	
		..00000					PA Real Assets Carry, LLC	..DE	..NIA	PA Real Assets Carry Parent, LLC	Ownership	..100.000	New York Life Insurance Company	
		..00000					PA Emerging Manager Carry Parent, LLC	..DE	..NIA	Private Advisors L.L.C.	Ownership	..100.000	New York Life Insurance Company	
		..00000					PA Emerging Manager Carry, LLC	..DE	..NIA	PA Emerging Manager Carry Parent, LLC	Ownership	..100.000	New York Life Insurance Company	
		..00000					RIC I GP, LLC	..DE	..NIA	Private Advisors L.L.C.	Ownership	..100.000	New York Life Insurance Company	
		..00000					Richmond Coinvestment Partners I, LP	..DE	..NIA	RIC I GP, LLC	Ownership	..100.000	New York Life Insurance Company	
		..00000					RIC I Carry Parent, LLC	..DE	..NIA	Private Advisors L.L.C.	Ownership	..100.000	New York Life Insurance Company	
		..00000					RIC I Carry, LLC	..DE	..NIA	RIC I Carry Parent, LLC	Ownership	..100.000	New York Life Insurance Company	
		..00000					PARAF GP, LLC	..DE	..NIA	Private Advisors L.L.C.	Ownership	..100.000	New York Life Insurance Company	
		..00000					Private Advisors Real Assets Fund, LP	..DE	..NIA	PARAF GP, LLC	Ownership	..100.000	New York Life Insurance Company	
		..00000					PARAF Carry Parent, LLC	..DE	..NIA	Private Advisors L.L.C.	Ownership	..100.000	New York Life Insurance Company	
		..00000					PARAF Carry, LLC	..DE	..NIA	PARAF Carry Parent, LLC	Ownership	..100.000	New York Life Insurance Company	
		..00000			3328161		Cuyahoga Capital Partners I Management Group, LLC	..DE	..NIA	Private Advisors L.L.C.	Ownership	..100.000	New York Life Insurance Company	
		..00000			3594658		Cuyahoga Capital Partners II Management Group LLC	..DE	..NIA	Private Advisors L.L.C.	Ownership	..100.000	New York Life Insurance Company	
		..00000			3729106		Cuyahoga Capital Partners III Management Group LLC	..DE	..NIA	Private Advisors L.L.C.	Ownership	..100.000	New York Life Insurance Company	
		..00000					Cuyahoga Capital Partners IV Management Group LLC	..DE	..NIA	Private Advisors L.L.C.	Ownership	..100.000	New York Life Insurance Company	
		..00000					PASF V GP, LLC	..DE	..NIA	Private Advisors L.L.C.	Ownership	..100.000	New York Life Insurance Company	
		..00000			0001646590		Private Advisors Secondary Fund V, LP	..DE	..NIA	PASF V GP, LLC	Ownership	..100.000	New York Life Insurance Company	
		..00000					PASF V Carry Parent, LLC	..DE	..NIA	Private Advisors L.L.C.	Ownership	..100.000	New York Life Insurance Company	
		..00000					PASF V Carry, LLC	..DE	..NIA	PASF V Carry Parent, LLC	Ownership	..100.000	New York Life Insurance Company	
		..00000			3835342		Cuyahoga Capital Emerging Buyout Partners Management Group LLC	..DE	..NIA	Private Advisors L.L.C.	Ownership	..100.000	New York Life Insurance Company	
		..00000					UVF GP, LLC	..DE	..NIA	Private Advisors L.L.C.	Ownership	..100.000	New York Life Insurance Company	
		..00000			0001605509		Undiscovered Value Fund, LP	..DE	..NIA	Private Advisors L.L.C.	Ownership	..100.000	New York Life Insurance Company	
		..00000			0001605502		Undiscovered Value Fund, Ltd.	..CYM	..NIA	Private Advisors L.L.C.	Other	..0.000	New York Life Insurance Company	..10
		..00000					Undiscovered Value Master Fund SPC	..CYM	..NIA	Undiscovered Value Fund, Ltd.	Ownership	..100.000	New York Life Insurance Company	

SCHEDULE Y
PART 1A - DETAIL OF INSURANCE HOLDING COMPANY SYSTEM

1	2	3	4	5	6	7	8	9	10	11	12	13	14	15
Group Code	Group Name	NAIC Company Code	ID Number	Federal RSSD	CIK	Name of Securities Exchange if Publicly Traded (U.S. or International)	Names of Parent, Subsidiaries Or Affiliates	Domi-ciliary Loca-tion	Relation-ship to Reporting Entity	Directly Controlled by (Name of Entity/Person)	Type of Control (Ownership, Board, Management, Attorney-in-Fact, Influence, Other)	If Control is Owner-ship Provide Percen-tage	Ultimate Controlling Entity(ies)/Person(s)	*
		..00000	13-3808042	0001033244		New York Life Trust CompanyNY.....	...NIA.....	NYLIFE LLC	Ownership.....	..100.000	New York Life Insurance Company
		..00000		New York Life Structured Settlement TrustNY.....	...NIA.....	New York Life Trust Company	Influence.....	...0.000	New York Life Insurance Company11
		..00000	0001160266		Private Advisors Stable Value Fund, Ltd.CYM.....	...NIA.....	Private Advisors L.L.C.	Ownership.....	..100.000	New York Life Insurance Company

Asterisk	Explanation
1	Investment Advisory Agreement – Institutional Capital LLC is the investment advisor of this collective investment trust, which is offered to third party investors.
2	Contractual Client – Madison Capital Funding LLC, an indirect wholly owned affiliate of the Company, has contractual control of this entity's loan portfolio.
3	Control of this entity is pursuant to an investment management contract with New York Life Investment Management Holdings LLC or affiliate, not through ownership of voting interests.
4	Investment Fund – Fund that invests in listed Australian equities, which is managed by Ausbil Investment Management Limited.
5	GoldPoint Partners LLC owns 24.66% of the voting management shares. NYLCAP India Funding LLC owns 36% of non-voting carry shares.
6	GoldPoint Partners LLC owns 24.66% of the voting management shares. NYLCAP India Funding III LLC owns 31.36% of non-voting carry shares.
7	Investment Pool – Investment pool of leveraged loans managed by New York Life Investment Management LLC, an indirect wholly owned affiliate of the Company.
8	Reliance Relationship – Entire proceeds of the entity are invested in a funding agreement of the Company.
9	Energy Contracts and Aircraft Loans Investments – with 100% of the investments coming from the Company and its wholly owned affiliate New York Life Insurance and Annuity Corporation.
10	Control of this entity is pursuant to an investment management contract with Private Advisors LLC, or affiliate, not through ownership of voting interests.
11	Reliance Relationship – A collective trust of mainly New York Life Insurance and Annuity Corporation assets (98.3%).

STATEMENT AS OF SEPTEMBER 30, 2016 OF THE NEW YORK LIFE INSURANCE COMPANY

SUPPLEMENTAL EXHIBITS AND SCHEDULES INTERROGATORIES

The following supplemental reports are required to be filed as part of your statement filing. However, in the event that your company does not transact the type of business for which the special report must be filed, your response of NO to the specific interrogatory will be accepted in lieu of filing a "NONE" report and a bar code will be printed below. If the supplement is required of your company but is not being filed for whatever reason enter SEE EXPLANATION and provide an explanation following the interrogatory questions.


	Response
1. Will the Trusteed Surplus Statement be filed with the state of domicile and the NAIC with this statement?	NO
2. Will the Medicare Part D Coverage Supplement be filed with the state of domicile and the NAIC with this statement?	YES
3. Will the Reasonableness of Assumptions Certification required by Actuarial Guideline XXXV be filed with the state of domicile and electronically with the NAIC?	NO
4. Will the Reasonableness and Consistency of Assumptions Certification required by Actuarial Guideline XXXV be filed with the state of domicile and electronically with the NAIC?	NO
5. Will the Reasonableness of Assumptions Certification for Implied Guaranteed Rate Method required by Actuarial Guideline XXXVI be filed with the state of domicile and electronically with the NAIC?	NO
6. Will the Reasonableness and Consistency of Assumptions Certification required by Actuarial Guideline XXXVI (Updated Average Market Value) be filed with the state of domicile and electronically with the NAIC?	NO
7. Will the Reasonableness and Consistency of Assumptions Certification required by Actuarial Guideline XXXVI (Updated Market Value) be filed with the state of domicile and electronically with the NAIC?	NO

Explanation:

1.
3.
4.
5.
6.
7.

Bar Code:

1. Trusteed Surplus Statement [Document Identifier 490]
3. Reasonableness of Assumptions Certification required by Actuarial Guideline XXXV [Document Identifier 445]
4. Reasonableness and Consistency of Assumptions Certification required by Actuarial Guideline XXXV [Document Identifier 446]
5. Reasonableness of Assumptions Certification for Implied Guaranteed Rate Method required by Actuarial Guideline XXXVI [Document Identifier 447]
6. Reasonableness and Consistency of Assumptions Certification required by Actuarial Guideline XXXVI [Document Identifier 448]
7. Reasonableness and Consistency of Assumptions Certification required by Actuarial Guideline XXXVI (Updated Market Value) [Document Identifier 449]



STATEMENT AS OF SEPTEMBER 30, 2016 OF THE NEW YORK LIFE INSURANCE COMPANY

OVERFLOW PAGE FOR WRITE-INS

Additional Write-ins for Assets Line 25

	Current Statement Date			4 December 31 Prior Year Net Admitted Assets
	1 Assets	2 Nonadmitted Assets	3 Net Admitted Assets (Cols. 1 - 2)	
2504. Unearned reinsurance premium recoverable	66,689,508		66,689,508	66,734,155
2505. Administrative and other fees due and unpaid	9,913,633		9,913,633	4,157,903
2506. State premium tax credit	5,040,000		5,040,000	5,040,000
2507. Federal employees' group life conversion pool fund	2,617,083		2,617,083	2,617,083
2508. Amount due for undelivered securities	105,408	105,390	18	
2509. Miscellaneous	70,997,849	70,997,849		
2597. Summary of remaining write-ins for Line 25 from overflow page	155,363,481	71,103,239	84,260,242	78,549,141

Additional Write-ins for Liabilities Line 25

	1 Current Statement Date	2 December 31 Prior Year
2504. Unfunded postretirement obligations for employees and agents	170,959,538	183,287,260
2505. Obligations under structured settlement agreements	149,748,440	147,587,900
2506. Liability for interest on claims	30,256,175	35,286,028
2507. General contingency reserve	16,145,985	12,605,998
2508. Deferred gains liability	11,488,620	9,649,382
2509. Accrued expenses payable	11,079,187	28,266,249
2510. Reserves required on certain group annuity separate accounts	6,871,745	6,525,126
2511. Adjustment to agents' progress sharing plan liability	6,451,097	7,086,950
2512. Deferred rent payable	6,057,705	4,973,444
2513. Deferred liability rebate commission	4,564,365	4,657,906
2514. Contingent liability	774,819	1,091,790
2515. Conversion costs payable	124,175	
2516. Derivative payable	56	
2597. Summary of remaining write-ins for Line 25 from overflow page	414,521,907	441,018,033

Additional Write-ins for Summary of Operations Line 27

	1 Current Year To Date	2 Prior Year To Date	3 Prior Year Ended December 31
2704. Fines, penalties and fees from regulatory authorities	680,333	(438,807)	(387,928)
2705. Interest maintenance reserve assumed		387,394,615	387,394,615
2706. Interest maintenance reserve ceded		(156,695,450)	(161,787,243)
2707. Other expense	(2,031,073)		
2708. Change in special reserves on certain group policies	(13,714,830)	(61,166,694)	(81,841,606)
2797. Summary of remaining write-ins for Line 27 from overflow page	(15,065,570)	169,093,664	143,377,838

Additional Write-ins for Summary of Operations Line 53

	1 Current Year To Date	2 Prior Year To Date	3 Prior Year Ended December 31
5304. Change in unfunded postretirement obligations for employees and agents	12,327,722	22,127,379	(3,703,035)
5305. Change in special reserves on certain group annuity contracts	(346,619)	545,707	962,840
5306. Ceding commission	(2,027,171)	(2,027,171)	(2,702,895)
5397. Summary of remaining write-ins for Line 53 from overflow page	9,953,932	20,645,915	(5,443,090)

SCHEDULE A - VERIFICATION

Real Estate

	1	2
	Year to Date	Prior Year Ended December 31
1. Book/adjusted carrying value, December 31 of prior year	1,426,093,184	508,592,742
2. Cost of acquired:		
2.1 Actual cost at time of acquisition	177,432,286	1,000,809,602
2.2 Additional investment made after acquisition	39,754,849	41,816,117
3. Current year change in encumbrances		(76,590,990)
4. Total gain (loss) on disposals	9,061,394	2,412,242
5. Deduct amounts received on disposals	62,516,114	12,360,700
6. Total foreign exchange change in book/adjusted carrying value		
7. Deduct current year's other than temporary impairment recognized		1,568,726
8. Deduct current year's depreciation	34,147,455	37,017,103
9. Book/adjusted carrying value at the end of current period (Lines 1+2+3+4-5+6-7-8)	1,555,678,144	1,426,093,184
10. Deduct total nonadmitted amounts		
11. Statement value at end of current period (Line 9 minus Line 10)	1,555,678,144	1,426,093,184

SCHEDULE B - VERIFICATION

Mortgage Loans

	1	2
	Year to Date	Prior Year Ended December 31
1. Book value/recorded investment excluding accrued interest, December 31 of prior year	14,601,029,638	11,831,058,257
2. Cost of acquired:		
2.1 Actual cost at time of acquisition	1,351,220,543	4,624,936,477
2.2 Additional investment made after acquisition	76,217,766	50,220,631
3. Capitalized deferred interest and other	3,144,304	2,949,932
4. Accrual of discount	2,805,627	3,603,583
5. Unrealized valuation increase (decrease)		
6. Total gain (loss) on disposals		
7. Deduct amounts received on disposals	1,474,922,971	1,890,672,238
8. Deduct amortization of premium and mortgage interest points and commitment fees	28,822,601	21,067,004
9. Total foreign exchange change in book value/recorded investment excluding accrued interest		
10. Deduct current year's other than temporary impairment recognized		
11. Book value/recorded investment excluding accrued interest at end of current period (Lines 1+2+3+4+5+6-7-8+9-10)	14,530,672,306	14,601,029,638
12. Total valuation allowance		
13. Subtotal (Line 11 plus Line 12)	14,530,672,306	14,601,029,638
14. Deduct total nonadmitted amounts		
15. Statement value at end of current period (Line 13 minus Line 14)	14,530,672,306	14,601,029,638

SCHEDULE BA - VERIFICATION

Other Long-Term Invested Assets

	1	2
	Year to Date	Prior Year Ended December 31
1. Book/adjusted carrying value, December 31 of prior year	9,577,766,227	14,139,633,142
2. Cost of acquired:		
2.1 Actual cost at time of acquisition	103,964,945	1,119,770,337
2.2 Additional investment made after acquisition	970,790,279	18,388,320,579
3. Capitalized deferred interest and other		
4. Accrual of discount		
5. Unrealized valuation increase (decrease)	269,073,100	82,581,488
6. Total gain (loss) on disposals	10,994,262	(9,144,975)
7. Deduct amounts received on disposals	689,171,765	23,687,681,991
8. Deduct amortization of premium and depreciation	68,826,597	105,957,407
9. Total foreign exchange change in book/adjusted carrying value	2,349,617	(82,506,232)
10. Deduct current year's other than temporary impairment recognized	125,497,066	267,248,715
11. Book/adjusted carrying value at end of current period (Lines 1+2+3+4+5+6-7-8+9-10)	10,051,443,002	9,577,766,227
12. Deduct total nonadmitted amounts	161,144,933	91,725,111
13. Statement value at end of current period (Line 11 minus Line 12)	9,890,298,069	9,486,041,116

SCHEDULE D - VERIFICATION

Bonds and Stocks

	1	2
	Year to Date	Prior Year Ended December 31
1. Book/adjusted carrying value of bonds and stocks, December 31 of prior year	95,617,790,494	83,217,308,316
2. Cost of bonds and stocks acquired	17,333,675,574	27,918,076,309
3. Accrual of discount	336,162,934	415,495,435
4. Unrealized valuation increase (decrease)	486,843,596	311,057,391
5. Total gain (loss) on disposals	134,048,341	287,427,246
6. Deduct consideration for bonds and stocks disposed of	12,292,776,550	16,185,125,311
7. Deduct amortization of premium	110,245,686	125,797,234
8. Total foreign exchange change in book/adjusted carrying value	(39,163,452)	(88,174,891)
9. Deduct current year's other than temporary impairment recognized	137,852,273	132,476,767
10. Book/adjusted carrying value at end of current period (Lines 1+2+3+4+5-6-7+8-9)	101,328,482,978	95,617,790,494
11. Deduct total nonadmitted amounts		
12. Statement value at end of current period (Line 10 minus Line 11)	101,328,482,978	95,617,790,494

STATEMENT AS OF SEPTEMBER 30, 2016 OF THE NEW YORK LIFE INSURANCE COMPANY

SCHEDULE D - PART 1B

Showing the Acquisitions, Dispositions and Non-Trading Activity
During the Current Quarter for all Bonds and Preferred Stock by NAIC Designation

NAIC Designation	1 Book/Adjusted Carrying Value Beginning of Current Quarter	2 Acquisitions During Current Quarter	3 Dispositions During Current Quarter	4 Non-Trading Activity During Current Quarter	5 Book/Adjusted Carrying Value End of First Quarter	6 Book/Adjusted Carrying Value End of Second Quarter	7 Book/Adjusted Carrying Value End of Third Quarter	8 Book/Adjusted Carrying Value December 31 Prior Year
BONDS								
1. NAIC 1 (a)	58,869,042,867	29,458,672,049	28,342,811,491	(260,119,205)	57,189,678,097	58,869,042,867	59,724,784,220	57,379,055,316
2. NAIC 2 (a)	26,474,296,167	3,078,417,301	2,513,396,520	159,310,623	25,929,600,302	26,474,296,167	27,198,627,571	26,077,898,083
3. NAIC 3 (a)	4,254,011,181	168,329,165	421,091,197	166,881,947	4,471,631,640	4,254,011,181	4,168,131,096	4,326,073,361
4. NAIC 4 (a)	2,357,128,580	120,566,596	143,100,110	(76,326,725)	2,370,902,549	2,357,128,580	2,258,268,341	2,212,440,162
5. NAIC 5 (a)	402,284,581	15,232,620	20,560,320	51,201,318	445,877,716	402,284,581	448,158,199	336,869,413
6. NAIC 6 (a)	76,158,798	612,500	8,343,598	5,617,841	96,969,735	76,158,798	74,045,541	56,724,042
7. Total Bonds	92,432,922,174	32,841,830,231	31,449,303,236	46,565,799	90,504,660,039	92,432,922,174	93,872,014,968	90,389,060,377
PREFERRED STOCK								
8. NAIC 1	165,297	35,537	200,172	(662)	370,277	165,297		116,574
9. NAIC 2	20,285,053	66,251	10,143	6,901	19,527,203	20,285,053	20,348,062	19,677,130
10. NAIC 3	18,599,331		2,404,767	1,570,388	18,679,031	18,599,331	17,764,952	14,239,796
11. NAIC 4	12,219,649		1,301,784	(1,574,662)	14,619,714	12,219,649	9,343,203	15,302,917
12. NAIC 5	4,463,609				481,098	4,463,609	4,463,609	
13. NAIC 6	9,708,402				9,708,402	9,708,402	9,708,402	9,708,402
14. Total Preferred Stock	65,441,341	101,788	3,916,866	1,965	63,385,725	65,441,341	61,628,228	59,044,819
15. Total Bonds and Preferred Stock	92,498,363,515	32,841,932,019	31,453,220,102	46,567,764	90,568,045,764	92,498,363,515	93,933,643,196	90,448,105,196

(a) Book/Adjusted Carrying Value column for the end of the current reporting period includes the following amount of non-rated short-term and cash equivalent bonds by NAIC designation: NAIC 1 \$; NAIC 2 \$; NAIC 3 \$;
NAIC 4 \$; NAIC 5 \$; NAIC 6 \$

SCHEDULE DA - PART 1

Short-Term Investments

	1	2	3	4	5
	Book/Adjusted Carrying Value	Par Value	Actual Cost	Interest Collected Year-to-Date	Paid for Accrued Interest Year-to-Date
9199999 Totals	243,291,330	xxx	243,040,627	443,278	4,748

SCHEDULE DA - VERIFICATION

Short-Term Investments

	1	2
	Year To Date	Prior Year Ended December 31
1. Book/adjusted carrying value, December 31 of prior year	431,984,420	240,937,282
2. Cost of short-term investments acquired	5,572,646,376	11,047,043,890
3. Accrual of discount	396,168	91,155
4. Unrealized valuation increase (decrease)		
5. Total gain (loss) on disposals	(1,187)	(3,199)
6. Deduct consideration received on disposals	5,760,716,120	10,853,851,902
7. Deduct amortization of premium	1,016,000	2,232,806
8. Total foreign exchange change in book/adjusted carrying value		
9. Deduct current year's other than temporary impairment recognized	2,327	
10. Book/adjusted carrying value at end of current period (Lines 1+2+3+4+5-6-7+8-9)	243,291,330	431,984,420
11. Deduct total nonadmitted amounts		
12. Statement value at end of current period (Line 10 minus Line 11)	243,291,330	431,984,420

SCHEDULE DB - PART A - VERIFICATION

Options, Caps, Floors, Collars, Swaps and Forwards

1.	Book/Adjusted Carrying Value, December 31, prior year (Line 9, prior year)	605,493,758
2.	Cost Paid/(Consideration Received) on additions	
3.	Unrealized Valuation increase/(decrease)	(305,118,998)
4.	Total gain (loss) on termination recognized	415,890,928
5.	Considerations received/(paid) on terminations	406,563,309
6.	Amortization	(30,438,492)
7.	Adjustment to the Book/Adjusted Carrying Value of hedged item	
8.	Total foreign exchange change in Book/Adjusted Carrying Value	
9.	Book/Adjusted Carrying Value at End of Current Period (Lines 1+2+3+4-5+6+7+8)	279,263,887
10.	Deduct nonadmitted assets	
11.	Statement value at end of current period (Line 9 minus Line 10)	279,263,887

SCHEDULE DB - PART B - VERIFICATION

Futures Contracts

1.	Book/Adjusted carrying value, December 31 of prior year (Line 6, prior year)	(252,523)
2.	Cumulative cash change (Section 1, Broker Name/Net Cash Deposits Footnote - Cumulative Cash Change column)	285,484
3.1	Add:	
	Change in variation margin on open contracts - Highly Effective Hedges	
3.11	Section 1, Column 15, current year to date minus	
3.12	Section 1, Column 15, prior year	
	Change in variation margin on open contracts - All Other	
3.13	Section 1, Column 18, current year to date minus	43,078
3.14	Section 1, Column 18, prior year	245,617 (202,539) (202,539)
3.2	Add:	
	Change in adjustment to basis of hedged item	
3.21	Section 1, Column 17, current year to date minus	
3.22	Section 1, Column 17, prior year	
	Change in amount recognized	
3.23	Section 1, Column 19, current year to date minus	43,078
3.24	Section 1, Column 19, prior year	245,617 (202,539) (202,539)
3.3	Subtotal (Line 3.1 minus Line 3.2)	
4.1	Cumulative variation margin on terminated contracts during the year	(5,420,924)
4.2	Less:	
4.21	Amount used to adjust basis of hedged item	(5,420,924)
4.22	Amount recognized	(5,420,924)
4.3	Subtotal (Line 4.1 minus Line 4.2)	
5.	Dispositions gains (losses) on contracts terminated in prior year:	
5.1	Total gain (loss) recognized for terminations in prior year	
5.2	Total gain (loss) adjusted into the hedged item(s) for terminations in prior year	
6.	Book/Adjusted carrying value at end of current period (Lines 1+2+3.3-4.3-5.1-5.2)	32,961
7.	Deduct total nonadmitted amounts	
8.	Statement value at end of current period (Line 6 minus Line 7)	32,961

Schedule DB - Part C - Section 1 - Replication (Synthetic Asset) Transactions (RSATs) Open
N O N E

Schedule DB-Part C-Section 2-Reconciliation of Replication (Synthetic Asset) Transactions Open
N O N E

SCHEDULE DB - VERIFICATION

Verification of Book/Adjusted Carrying Value, Fair Value and Potential Exposure of all Open Derivative Contracts

		Book/Adjusted Carrying Value Check
1.	Part A, Section 1, Column 14.....	279,263,887
2.	Part B, Section 1, Column 15 plus Part B, Section 1 Footnote - Total Ending Cash Balance.....	32,961
3.	Total (Line 1 plus Line 2)	279,296,848
4.	Part D, Section 1, Column 5	928,681,998
5.	Part D, Section 1, Column 6	(649,385,150)
6.	Total (Line 3 minus Line 4 minus Line 5)	
		Fair Value Check
7.	Part A, Section 1, Column 16	296,061,587
8.	Part B, Section 1, Column 13	32,961
9.	Total (Line 7 plus Line 8)	296,094,548
10.	Part D, Section 1, Column 8	945,466,410
11.	Part D, Section 1, Column 9	(649,371,861)
12.	Total (Line 9 minus Line 10 minus Line 11)	
		Potential Exposure Check
13.	Part A, Section 1, Column 21	107,136,841
14.	Part B, Section 1, Column 20	(90,420)
15.	Part D, Section 1, Column 11	107,046,421
16.	Total (Line 13 plus Line 14 minus Line 15)	

SCHEDULE E - VERIFICATION

(Cash Equivalents)

	1	2
	Year To Date	Prior Year Ended December 31
1. Book/adjusted carrying value, December 31 of prior year	3,919,711,157	1,214,351,414
2. Cost of cash equivalents acquired	87,674,293,169	88,976,641,818
3. Accrual of discount	7,296,941	1,676,316
4. Unrealized valuation increase (decrease)		
5. Total gain (loss) on disposals	(21,385)	(62,275)
6. Deduct consideration received on disposals	89,279,545,417	86,272,373,335
7. Deduct amortization of premium	8,545	522,781
8. Total foreign exchange change in book/adjusted carrying value		
9. Deduct current year's other than temporary impairment recognized		
10. Book/adjusted carrying value at end of current period (Lines 1+2+3+4+5-6-7+8-9)	2,321,725,920	3,919,711,157
11. Deduct total nonadmitted amounts		
12. Statement value at end of current period (Line 10 minus Line 11)	2,321,725,920	3,919,711,157