



QUARTERLY STATEMENT
AS OF MARCH 31, 2017

OF THE CONDITION AND AFFAIRS OF THE

New York Life Insurance and Annuity Corporation

NAIC Group Code 0826, 0826 NAIC Company Code 91596 Employer's ID No. 13-3044743
(Current Period) (Prior Period)

Organized under the Laws of Delaware, State of Domicile or Port of Entry DE,

Country of Domicile United States of America

INCORPORATED/ORGANIZED NOVEMBER 3, 1980 COMMENCED BUSINESS DECEMBER 26, 1980

Statutory Home Office.....	200 Continental Drive, Suite 306 Newark, DE, U.S. 19713
Main Administrative Office.....	51 Madison Avenue, New York, NY, U.S. 10010.....
	212-576-7000.....
Mail Address.....	51 Madison Avenue, New York, NY, U.S. 10010.....
Primary Location of Books and Records.....	51 Madison Avenue, New York, NY, U.S. 10010.....
	212-576-7000.....
Internet Website Address.....	www.newyorklife.com.....
Statutory Statement Contact Person and Phone Number	Robert Michael Gardner..... 212-576-8614.....
Statutory Statement Contact E-Mail address.....	statement_contact@newyorklife.com.....
Statutory Statement Contact Fax Number.....	212-252-5699.....

EXECUTIVE OFFICERS

THEODORE ALEXANDER MATHAS
Chairman of the Board
and Chief Executive Officer

JOHN YONG KIM
President

CHRISTOPHER OWSLEY BLUNT
Executive Vice President and President
of the Investments Group

JOHN THOMAS FLEURANT
Executive Vice President
and Chief Financial Officer

THOMAS FRANCIS ENGLISH
Senior Vice President
and Chief Legal Officer

THOMAS ALEXANDER HENDRY
Senior Vice President
and Treasurer

BARBARA JOAN MCINERNEY
Senior Vice President
and Chief Compliance Officer

ARTHUR HARUTYUN SETER
Senior Vice President
and Chief Investment Officer

JOEL MARTIN STEINBERG
Senior Vice President, Chief Risk Officer,
and Chief Actuary

COLLEEN ANNE MEADE
Associate Legal Officer and Secretary

ROBERT MICHAEL GARDNER
Vice President and Controller


DIRECTORS


CHRISTOPHER THOMAS ASHE
DAVID GERALD BEDARD
CHRISTOPHER OWSLEY BLUNT
JOHN THOMAS FLEURANT
ROBERT MICHAEL GARDNER
MATTHEW MARTIN GROVE
FRANK M. HARTE
THOMAS ALEXANDER HENDRY

DYLAN WEI HUANG
JOHN YONG KIM
MARK JEROME MADGETT
THEODORE ALEXANDER MATHAS
AMY MILLER
ARTHUR HARUTYUN SETER
JOEL MARTIN STEINBERG
MATTHEW DAVID WION

State of New York }
County of New York } SS

The officers of this reporting entity, being duly sworn, each depose and say that they are the described officers of said reporting entity, and that on the reporting period stated above, all of the herein described assets were the absolute property of the said reporting entity, free and clear from any liens or claims thereon, except as herein stated, and that this statement, together with related exhibits, schedules and explanations therein contained, annexed or referred to, is a full and true statement of all the assets and liabilities and of the condition and affairs of the said reporting entity as of the reporting period stated above, and of its income and deductions there from for the period ended, and have been completed in accordance with the NAIC Annual Statement Instructions and Accounting Practices and Procedures Manual except to the extent that: (1) state law may differ; or, (2) state rules or regulations require differences in reporting not related to accounting practices and procedures, according to the best of their information, knowledge and belief, respectively. Furthermore, the scope of this attestation by the described officers also includes the related corresponding electronic filing with the NAIC, when required, that is an exact copy (except for formatting differences due to electronic filing) of the enclosed statement. The electronic filing may be requested by various regulators in lieu of or in addition to the enclosed statement.


JOEL MARTIN STEINBERG
Senior Vice President, Chief Risk Officer,
and Chief Actuary


THOMAS ALEXANDER HENDRY
Senior Vice President
And Treasurer


ROBERT MICHAEL GARDNER
Vice President
and Controller

STEPHEN COSTANZA
NOTARY PUBLIC-STATE OF NEW YORK
No. 01CO6327901

Subscribed and sworn to before me this

10th day of May 2017



Officers and Directors who did not occupy the indicated position in the previous annual statement.

Qualified in Westchester County
My Commission Expires July 20, 2019

a. Is this an original filing? Yes [X] No []
b. If no: 1. State the amendment number ...
2. Date filed ...
3. Number of pages attached ...

STATEMENT AS OF MARCH 31, 2017 OF THE NEW YORK LIFE INSURANCE AND ANNUITY CORPORATION

ASSETS

	Current Statement Date			4 December 31 Prior Year Net Admitted Assets
	1 Assets	2 Nonadmitted Assets	3 Net Admitted Assets (Cols. 1 - 2)	
1. Bonds	79,715,317,821	1,110,857	79,714,206,964	77,312,501,604
2. Stocks:				
2.1 Preferred stocks	12,266,415		12,266,415	11,008,022
2.2 Common stocks	1,167,116,544		1,167,116,544	1,079,170,235
3. Mortgage loans on real estate:				
3.1 First liens	12,336,165,488		12,336,165,488	12,069,895,993
3.2 Other than first liens.....	961,829,223		961,829,223	914,133,187
4. Real estate:				
4.1 Properties occupied by the company (less \$ encumbrances)				
4.2 Properties held for the production of income (less \$ encumbrances)	55,677,346		55,677,346	55,677,877
4.3 Properties held for sale (less \$ encumbrances)	1,241,910		1,241,910	1,871,820
5. Cash (\$(178,460,436)), cash equivalents (\$1,619,111,454) and short-term investments (\$184,273,510)	1,624,924,528		1,624,924,528	1,922,916,555
6. Contract loans (including \$ premium notes)	879,314,505	10,370,307	868,944,198	867,116,934
7. Derivatives	381,536,932		381,536,932	440,314,914
8. Other invested assets	1,245,440,609	11,072,691	1,234,367,918	1,174,621,774
9. Receivables for securities	33,651,886		33,651,886	65,212,448
10. Securities lending reinvested collateral assets				
11. Aggregate write-ins for invested assets	2,807,907		2,807,907	1,885,871
12. Subtotals, cash and invested assets (Lines 1 to 11)	98,417,291,114	22,553,855	98,394,737,259	95,916,327,234
13. Title plants less \$ charged off (for Title insurers only)				
14. Investment income due and accrued	690,065,451	589	690,064,862	653,105,654
15. Premiums and considerations:				
15.1 Uncollected premiums and agents' balances in the course of collection	13,895	2,597	11,298	11,263
15.2 Deferred premiums, agents' balances and installments booked but deferred and not yet due (including \$ earned but unbilled premiums)	265,772		265,772	265,772
15.3 Accrued retrospective premiums (\$) and contracts subject to redetermination (\$)				
16. Reinsurance:				
16.1 Amounts recoverable from reinsurers	125,095,350		125,095,350	102,737,987
16.2 Funds held by or deposited with reinsured companies				
16.3 Other amounts receivable under reinsurance contracts	64,314,036		64,314,036	65,708,283
17. Amounts receivable relating to uninsured plans				
18.1 Current federal and foreign income tax recoverable and interest thereon				
18.2 Net deferred tax asset	726,873,537	473,479,169	253,394,368	260,219,963
19. Guaranty funds receivable or on deposit	9,999,842		9,999,842	9,999,842
20. Electronic data processing equipment and software				
21. Furniture and equipment, including health care delivery assets (\$)				
22. Net adjustment in assets and liabilities due to foreign exchange rates				
23. Receivables from parent, subsidiaries and affiliates	24,544,405		24,544,405	32,747,883
24. Health care (\$) and other amounts receivable	11,368,341	11,368,341		
25. Aggregate write-ins for other than invested assets	7,632,886,436	64,129,183	7,568,757,253	7,454,064,295
26. Total assets excluding Separate Accounts, Segregated Accounts and Protected Cell Accounts (Lines 12 to 25)	107,702,718,179	571,533,734	107,131,184,445	104,495,188,176
27. From Separate Accounts, Segregated Accounts and Protected Cell Accounts	38,266,445,481		38,266,445,481	36,857,755,372
28. Total (Lines 26 and 27)	145,969,163,660	571,533,734	145,397,629,926	141,352,943,548
DETAILS OF WRITE-INS				
1101. Derivatives-collateral assets	2,807,907		2,807,907	1,885,871
1102.				
1103.				
1198. Summary of remaining write-ins for Line 11 from overflow page				
1199. Totals (Lines 1101 through 1103 plus 1198)(Line 11 above)	2,807,907		2,807,907	1,885,871
2501. Interest in annuity contracts	7,561,853,091		7,561,853,091	7,447,820,800
2502. Miscellaneous	70,850,141	63,945,979	6,904,162	6,243,495
2503. Amount due for undelivered securities	183,204	183,204		
2598. Summary of remaining write-ins for Line 25 from overflow page				
2599. Totals (Lines 2501 through 2503 plus 2598)(Line 25 above)	7,632,886,436	64,129,183	7,568,757,253	7,454,064,295

STATEMENT AS OF MARCH 31, 2017 OF THE NEW YORK LIFE INSURANCE AND ANNUITY CORPORATION

LIABILITIES, SURPLUS AND OTHER FUNDS

	1 Current Statement Date	2 December 31 Prior Year
1. Aggregate reserve for life contracts \$82,068,208,145 less \$ included in Line 6.3 (including \$41,681,520 Modco Reserve)	82,068,208,145	80,438,050,982
2. Aggregate reserve for accident and health contracts (including \$ Modco Reserve)		
3. Liability for deposit-type contracts (including \$ Modco Reserve)	1,121,729,677	1,105,765,024
4. Contract claims:		
4.1 Life	162,810,478	151,086,135
4.2 Accident and health		
5. Policyholders' dividends \$ and coupons \$ due and unpaid		
6. Provision for policyholders' dividends and coupons payable in following calendar year - estimated amounts:		
6.1 Dividends apportioned for payment (including \$ Modco)		
6.2 Dividends not yet apportioned (including \$ Modco)		
6.3 Coupons and similar benefits (including \$ Modco)		
7. Amount provisionally held for deferred dividend policies not included in Line 6		
8. Premiums and annuity considerations for life and accident and health contracts received in advance less \$ discount; including \$ accident and health premiums	619	619
9. Contract liabilities not included elsewhere:		
9.1 Surrender values on canceled contracts		
9.2 Provision for experience rating refunds, including the liability of \$ accident and health experience rating refunds of which \$ is for medical loss ratio rebate per the Public Health Service Act	20,784,695	13,186,899
9.3 Other amounts payable on reinsurance, including \$ assumed and \$85,250,072 ceded	85,250,072	110,143,031
9.4 Interest Maintenance Reserve	137,102,390	146,647,917
10. Commissions to agents due or accrued-life and annuity contracts \$2,617,628 , accident and health \$ and deposit-type contract funds \$	2,617,628	2,458,509
11. Commissions and expense allowances payable on reinsurance assumed		
12. General expenses due or accrued	10,501,200	12,903,066
13. Transfers to Separate Accounts due or accrued (net) (including \$(926,801,607) accrued for expense allowances recognized in reserves, net of reinsured allowances)	(956,400,309)	(938,026,453)
14. Taxes, licenses and fees due or accrued, excluding federal income taxes	5,715,755	10,409,023
15.1 Current federal and foreign income taxes, including \$(59,249,998) on realized capital gains (losses)	94,002,568	6,567,840
15.2 Net deferred tax liability		
16. Unearned investment income	5,757,385	6,047,362
17. Amounts withheld or retained by company as agent or trustee	1,359,190	1,045,472
18. Amounts held for agents' account, including \$ agents' credit balances		
19. Remittances and items not allocated	174,039,790	221,587,753
20. Net adjustment in assets and liabilities due to foreign exchange rates		
21. Liability for benefits for employees and agents if not included above	146,412,501	148,575,001
22. Borrowed money \$0 and interest thereon \$0		
23. Dividends to stockholders declared and unpaid		
24. Miscellaneous liabilities:		
24.01 Asset valuation reserve	1,135,528,367	1,052,070,290
24.02 Reinsurance in unauthorized and certified (\$) companies	4,342,210	6,794,779
24.03 Funds held under reinsurance treaties with unauthorized and certified (\$) reinsurers		
24.04 Payable to parent, subsidiaries and affiliates	419,134,194	229,352,216
24.05 Drafts outstanding		
24.06 Liability for amounts held under uninsured plans		
24.07 Funds held under coinsurance	4,121,111,080	4,153,901,184
24.08 Derivatives	50,291,555	36,274,146
24.09 Payable for securities	859,578,736	324,628,864
24.10 Payable for securities lending	675,214,134	675,015,323
24.11 Capital notes \$ and interest thereon \$		
25. Aggregate write-ins for liabilities	7,940,121,615	7,857,602,252
26. Total liabilities excluding Separate Accounts business (Lines 1 to 25)	98,285,213,675	95,772,087,234
27. From Separate Accounts Statement	38,262,348,912	36,856,341,449
28. Total liabilities (Lines 26 and 27)	136,547,562,587	132,628,428,683
29. Common capital stock	25,000,000	25,000,000
30. Preferred capital stock		
31. Aggregate write-ins for other than special surplus funds		
32. Surplus notes		
33. Gross paid in and contributed surplus	3,927,757,314	3,927,757,314
34. Aggregate write-ins for special surplus funds		
35. Unassigned funds (surplus)	4,897,310,025	4,771,757,551
36. Less treasury stock, at cost:		
36.1 shares common (value included in Line 29 \$)		
36.2 shares preferred (value included in Line 30 \$)		
37. Surplus (Total Lines 31+32+33+34+35-36) (including \$4,096,569 in Separate Accounts Statement)	8,825,067,339	8,699,514,865
38. Totals of Lines 29, 30 and 37	8,850,067,339	8,724,514,865
39. Totals of Lines 28 and 38 (Page 2, Line 28, Col. 3)	145,397,629,926	141,352,943,548
DETAILS OF WRITE-INS		
2501. Obligations under structured settlement agreements	7,561,853,091	7,447,820,800
2502. Derivatives-collateral liability	364,977,605	397,711,192
2503. Liability for interest on claims	5,037,943	5,002,925
2598. Summary of remaining write-ins for Line 25 from overflow page	8,252,976	7,067,335
2599. Totals (Lines 2501 through 2503 plus 2598)(Line 25 above)	7,940,121,615	7,857,602,252
3101.		
3102.		
3103.		
3198. Summary of remaining write-ins for Line 31 from overflow page		
3199. Totals (Lines 3101 through 3103 plus 3198)(Line 31 above)		
3401.		
3402.		
3403.		
3498. Summary of remaining write-ins for Line 34 from overflow page		
3499. Totals (Lines 3401 through 3403 plus 3498)(Line 34 above)		

STATEMENT AS OF MARCH 31, 2017 OF THE NEW YORK LIFE INSURANCE AND ANNUITY CORPORATION

SUMMARY OF OPERATIONS

	1	2	3
	Current Year To Date	Prior Year To Date	Prior Year Ended December 31
1. Premiums and annuity considerations for life and accident and health contracts	3,684,886,681	4,186,599,959	12,732,145,024
2. Considerations for supplementary contracts with life contingencies	11,428,141	9,265,773	37,891,211
3. Net investment income	925,628,065	905,130,816	3,706,082,311
4. Amortization of Interest Maintenance Reserve (IMR)	8,468,607	13,653,146	51,255,004
5. Separate Accounts net gain from operations excluding unrealized gains or losses	13,505,852	15,173,473	37,417,326
6. Commissions and expense allowances on reinsurance ceded	15,273,845	15,868,768	59,828,606
7. Reserve adjustments on reinsurance ceded	4,719,338	2,643,144	21,295,054
8. Miscellaneous Income:			
8.1 Income from fees associated with investment management, administration and contract guarantees from Separate Accounts	178,036,067	168,836,528	689,545,722
8.2 Charges and fees for deposit-type contracts			
8.3 Aggregate write-ins for miscellaneous income	27,499,838	26,275,653	112,577,946
9. Totals (Lines 1 to 8.3)	4,869,446,434	5,343,447,260	17,448,038,204
10. Death benefits	84,839,676	138,555,767	392,694,095
11. Matured endowments (excluding guaranteed annual pure endowments)	165,997	287,139	890,566
12. Annuity benefits	708,714,192	650,990,084	2,554,967,743
13. Disability benefits and benefits under accident and health contracts	19,965	18,965	262,940
14. Coupons, guaranteed annual pure endowments and similar benefits			
15. Surrender benefits and withdrawals for life contracts	1,650,140,890	1,493,377,520	5,804,921,280
16. Group conversions	92,612	93,100	402,693
17. Interest and adjustments on contract or deposit-type contract funds	9,146,026	12,652,079	22,984,946
18. Payments on supplementary contracts with life contingencies	5,320,739	4,224,771	19,607,881
19. Increase in aggregate reserves for life and accident and health contracts	1,630,157,163	2,194,026,491	5,585,284,463
20. Totals (Lines 10 to 19)	4,088,597,260	4,494,225,916	14,382,016,607
21. Commissions on premiums, annuity considerations, and deposit-type contract funds (direct business only)	132,301,162	135,902,081	463,142,461
22. Commissions and expense allowances on reinsurance assumed			
23. General insurance expenses	221,837,314	218,710,653	865,162,312
24. Insurance taxes, licenses and fees, excluding federal income taxes	29,374,835	33,078,745	92,093,218
25. Increase in loading on deferred and uncollected premiums		(16,429)	(593)
26. Net transfers to or (from) Separate Accounts net of reinsurance	82,314,723	210,151,346	297,090,882
27. Aggregate write-ins for deductions	41,468,414	44,688,431	179,141,615
28. Totals (Lines 20 to 27)	4,595,893,708	5,136,740,743	16,278,646,502
29. Net gain from operations before dividends to policyholders and federal income taxes (Line 9 minus Line 28)	273,552,726	206,706,517	1,169,391,702
30. Dividends to policyholders			
31. Net gain from operations after dividends to policyholders and before federal income taxes (Line 29 minus Line 30)	273,552,726	206,706,517	1,169,391,702
32. Federal and foreign income taxes incurred (excluding tax on capital gains)	83,548,065	65,665,156	279,435,375
33. Net gain from operations after dividends to policyholders and federal income taxes and before realized capital gains or (losses) (Line 31 minus Line 32)	190,004,661	141,041,361	889,956,327
34. Net realized capital gains (losses) (excluding gains (losses) transferred to the IMR) less capital gains tax of \$1,214,445 (excluding taxes of \$(406,891) transferred to the IMR)	18,054,780	(36,995,683)	(112,268,186)
35. Net income (Line 33 plus Line 34)	208,059,441	104,045,678	777,688,141
CAPITAL AND SURPLUS ACCOUNT			
36. Capital and surplus, December 31, prior year	8,724,514,865	8,145,823,846	8,145,823,846
37. Net income (Line 35)	208,059,441	104,045,678	777,688,141
38. Change in net unrealized capital gains (losses) less capital gains tax of \$(3,241,750)	(33,810,574)	66,612,733	225,055,090
39. Change in net unrealized foreign exchange capital gain (loss)	44,568,433	28,072,671	(192,787,611)
40. Change in net deferred income tax	(64,223)	37,665,438	53,947,354
41. Change in nonadmitted assets	(9,675,151)	(48,237,910)	(91,064,511)
42. Change in liability for reinsurance in unauthorized and certified companies	2,452,569	(2,052,766)	(4,418,287)
43. Change in reserve on account of change in valuation basis, (increase) or decrease			(71,891,243)
44. Change in asset valuation reserve	(83,458,077)	(123,599,206)	(120,922,130)
45. Change in treasury stock			
46. Surplus (contributed to) withdrawn from Separate Accounts during period	8,303,262	9,218,617	40,893,144
47. Other changes in surplus in Separate Accounts Statement	(10,823,206)	(15,129,463)	(38,198,929)
48. Change in surplus notes			
49. Cumulative effect of changes in accounting principles			
50. Capital changes:			
50.1 Paid in			
50.2 Transferred from surplus (Stock Dividend)			
50.3 Transferred to surplus			
51. Surplus adjustment:			
51.1 Paid in			
51.2 Transferred to capital (Stock Dividend)			
51.3 Transferred from capital			
51.4 Change in surplus as a result of reinsurance			
52. Dividends to stockholders			
53. Aggregate write-ins for gains and losses in surplus			390,001
54. Net change in capital and surplus for the year (Lines 37 through 53)	125,552,474	56,595,792	578,691,019
55. Capital and surplus, as of statement date (Lines 36 + 54)	8,850,067,339	8,202,419,638	8,724,514,865
DETAILS OF WRITE-INS			
08.301. Sundries	27,499,838	26,275,653	112,577,946
08.302.			
08.303.			
08.398. Summary of remaining write-ins for Line 8.3 from overflow page			
08.399. Totals (Lines 08.301 through 08.303 plus 08.398) (Line 8.3 above)	27,499,838	26,275,653	112,577,946
2701. Adjustment in funds withheld	41,410,805	44,688,431	179,010,943
2702. Fines, penalties and fees from regulatory authorities	57,609		130,672
2703.			
2798. Summary of remaining write-ins for Line 27 from overflow page			
2799. Totals (Lines 2701 through 2703 plus 2798)(Line 27 above)	41,468,414	44,688,431	179,141,615
5301. Prior period correction			390,001
5302.			
5303.			
5398. Summary of remaining write-ins for Line 53 from overflow page			
5399. Totals (Lines 5301 through 5303 plus 5398)(Line 53 above)			390,001

STATEMENT AS OF MARCH 31, 2017 OF THE NEW YORK LIFE INSURANCE AND ANNUITY CORPORATION

CASH FLOW

	1 Current Year To Date	2 Prior Year To Date	3 Prior Year Ended December 31
Cash from Operations			
1. Premiums collected net of reinsurance	3,677,120,381	4,124,155,001	12,764,934,071
2. Net investment income	813,410,137	833,927,913	3,517,796,974
3. Miscellaneous income	222,927,933	202,966,416	851,523,058
4. Total (Lines 1 to 3)	4,713,458,451	5,161,049,330	17,134,254,103
5. Benefit and loss related payments	2,438,080,348	2,262,729,697	8,783,378,473
6. Net transfers to Separate Accounts, Segregated Accounts and Protected Cell Accounts	107,317,151	208,103,647	336,402,302
7. Commissions, expenses paid and aggregate write-ins for deductions	348,143,994	448,743,094	1,379,133,176
8. Dividends paid to policyholders			
9. Federal and foreign income taxes paid (recovered) net of \$ (638,931) tax on capital gains (losses)	(3,718,040)	(13,427,551)	253,599,265
10. Total (Lines 5 through 9)	2,889,823,453	2,906,148,887	10,752,513,216
11. Net cash from operations (Line 4 minus Line 10)	1,823,634,998	2,254,900,443	6,381,740,887
Cash from Investments			
12. Proceeds from investments sold, matured or repaid:			
12.1 Bonds	2,581,375,051	2,188,787,433	12,074,119,284
12.2 Stocks	411,165,709	101,408,740	609,649,551
12.3 Mortgage loans	327,265,997	201,694,508	1,142,291,553
12.4 Real estate	604,403	658,539	658,539
12.5 Other invested assets	14,705,817	5,220,582	67,660,714
12.6 Net gains or (losses) on cash, cash equivalents and short-term investments	(1,428,993)	5,695,198	8,259,724
12.7 Miscellaneous proceeds	550,015,071	267,716,621	402,603,221
12.8 Total investment proceeds (Lines 12.1 to 12.7)	3,883,703,055	2,771,181,621	14,305,242,586
13. Cost of investments acquired (long-term only):			
13.1 Bonds	4,914,709,061	4,296,725,528	17,811,088,691
13.2 Stocks	449,114,331	178,992,685	968,207,054
13.3 Mortgage loans	649,318,201	274,339,403	2,023,895,119
13.4 Real estate			
13.5 Other invested assets	48,306,675	23,622,716	92,724,050
13.6 Miscellaneous applications	37,851,092	73,987	
13.7 Total investments acquired (Lines 13.1 to 13.6)	6,099,299,360	4,773,754,319	20,895,914,914
14. Net increase (or decrease) in contract loans and premium notes	1,920,965	(4,968,151)	(4,958,596)
15. Net cash from investments (Line 12.8 minus Line 13.7 and Line 14)	(2,217,517,270)	(1,997,604,547)	(6,585,713,732)
Cash from Financing and Miscellaneous Sources			
16. Cash provided (applied):			
16.1 Surplus notes, capital notes			
16.2 Capital and paid in surplus, less treasury stock			
16.3 Borrowed funds		(143,877)	(216,149)
16.4 Net deposits on deposit-type contracts and other insurance liabilities	10,194,638	21,072,031	114,169,621
16.5 Dividends to stockholders			
16.6 Other cash provided (applied)	85,695,607	77,599,684	(277,694,712)
17. Net cash from financing and miscellaneous sources (Line 16.1 through Line 16.4 minus Line 16.5 plus Line 16.6)	95,890,245	98,527,838	(163,741,240)
RECONCILIATION OF CASH, CASH EQUIVALENTS AND SHORT-TERM INVESTMENTS			
18. Net change in cash, cash equivalents and short-term investments (Line 11, plus Lines 15 and 17) ..	(297,992,027)	355,823,734	(367,714,085)
19. Cash, cash equivalents and short-term investments:			
19.1 Beginning of year	1,922,916,555	2,290,630,640	2,290,630,640
19.2 End of period (Line 18 plus Line 19.1)	1,624,924,528	2,646,454,374	1,922,916,555

Note: Supplemental disclosures of cash flow information for non-cash transactions:

20.0001. Transfer/exchange of bond investment to bond investment	119,763,217	115,380,468	418,301,772
20.0002. Bonds to be announced commitments-purchased/sold	94,074,885	360,453,045	902,665,118
20.0003. Capitalized interest on bonds	35,533,379	36,814,292	143,384,646
20.0004. Transfer of mortgage loan to other invested asset	22,691,477		
20.0005. Capitalized interest on mortgage loans	14,027,195		4,645,656
20.0006. Low Income Housing Tax Credit unfunded commitments	4,194,289		17,815,705
20.0007. Merger/spinoff of equity investment to equity investment	2,413,746		12,895,188
20.0008. Dividend reinvestment of equities	1,390,321	1,005,216	5,660,443
20.0009. Transfer/exchange of bond investment to equity investment			88,250,777
20.0010. Depreciation on fixed assets			71,017,829

STATEMENT AS OF MARCH 31, 2017 OF THE NEW YORK LIFE INSURANCE AND ANNUITY CORPORATION

Note: Supplemental disclosures of cash flow information for non-cash transactions:

20.0011. Transfer of other invested assets to equity investment	51,308,318
20.0012. Other invested assets stock distribution	1,835,205
20.0013. Exchange of mortgage loans to real estate due to foreclosure	937,826	1,241,910
20.0014. Common stock corporate actions	181,905
20.0015. Capitalized interest on other invested assets	73,987

EXHIBIT 1

DIRECT PREMIUMS AND DEPOSIT-TYPE CONTRACTS			
	1 Current Year To Date	2 Prior Year To Date	3 Prior Year Ended December 31
1. Industrial life			
2. Ordinary life insurance	457,625,478	758,015,945	2,008,918,467
3. Ordinary individual annuities	3,343,065,851	3,510,914,873	11,206,973,003
4. Credit life (group and individual)			
5. Group life insurance	34,521,625	5,840,610	52,458,223
6. Group annuities	21,385,466	28,210,905	92,257,098
7. A & H - group			
8. A & H - credit (group and individual)			
9. A & H - other			
10. Aggregate of all other lines of business			
11. Subtotal	3,856,598,420	4,302,982,333	13,360,606,791
12. Deposit-type contracts	53,332,805	63,454,047	261,308,290
13. Total	3,909,931,225	4,366,436,380	13,621,915,081
DETAILS OF WRITE-INS			
1001.			
1002.			
1003.			
1098. Summary of remaining write-ins for Line 10 from overflow page			
1099. Totals (Lines 1001 through 1003 plus 1098)(Line 10 above)			

NOTES TO FINANCIAL STATEMENTS

1. Summary of Significant Accounting Policies and Going Concern

- A. The accompanying financial statements of New York Life Insurance and Annuity Corporation (“the Company”) have been prepared using accounting practices prescribed or permitted by the Delaware State Insurance Department (“DSID”).

The DSID recognizes only statutory accounting practices prescribed or permitted by the State of Delaware for determining and reporting the financial position and results of operations of an insurance company and for determining its solvency under the Delaware State Insurance Law. The National Association of Insurance Commissioners’ (“NAIC”) *Accounting Practices and Procedures Manual* (“NAIC SAP”) has been adopted as a component of prescribed or permitted practices by the State of Delaware. Prescribed statutory accounting practices include state laws and regulations. Permitted statutory accounting practices encompass accounting practices that are not prescribed; such practices differ from state to state, may differ from company to company within a state, and may change in the future. The Company has no permitted practices.

A reconciliation of the Company’s net income and capital and surplus at March 31, 2017 and December 31, 2016 between practices prescribed or permitted by the State of Delaware and NAIC SAP is shown below:

	SSAP #	F/S Page	F/S Line #	2017	2016
Net Income					
(1) Net income Delaware state basis (Page 4, Line 35, Columns 1 & 3)	XXX	XXX	XXX	\$ 208,059,441	\$ 777,688,141
(2) State prescribed practices that increase/(decrease) NAIC SAP:				—	—
(3) State permitted practices that increase/(decrease) NAIC SAP:				—	—
(4) Net income, NAIC SAP (1-2-3=4)	XXX	XXX	XXX	<u>\$ 208,059,441</u>	<u>\$ 777,688,141</u>
Capital and Surplus					
(5) Statutory capital and surplus Delaware state basis (Page 3, Line 38, Columns 1 & 2)	XXX	XXX	XXX	\$ 8,850,067,339	\$ 8,724,514,865
(6) State prescribed practices that increase/(decrease) NAIC SAP:				—	—
(7) State permitted practices that increase/(decrease) NAIC SAP:				—	—
(8) Capital and surplus, NAIC SAP (5-6-7=8)	XXX	XXX	XXX	<u>\$ 8,850,067,339</u>	<u>\$ 8,724,514,865</u>

- B. No change.

- C. (1) - (5) No change.

- (6) Loan-backed and structured securities, which are included in bonds, are valued at amortized cost using the interest method including current assumptions of projected cash flows. Loan-backed and structured securities in or near default (rated NAIC 6) are stated at the lower of amortized cost or fair value. Amortization of the premium or accretion of discount from the purchase of these securities considers the estimated timing and amount of cash flows of the underlying loans, including prepayment assumptions based on data obtained from external sources or internal estimates. Projected future cash flows are updated monthly, and the amortized cost and effective yield of the securities are adjusted as necessary to reflect historical prepayment experience and changes in estimated future prepayments. For high credit quality loan-backed and structured securities (those rated AA or above at the date of acquisition), the adjustments to amortized cost are recorded as a charge or credit to net investment income in accordance with the retrospective method. For loan-backed and structured securities that are not of high credit quality (those rated below AA at date of acquisition), certain floating rate securities and securities with the potential for a loss of a portion of the original investment due to contractual prepayments (e.g. interest only securities), the effective yield is adjusted prospectively for any changes in estimated cash flows. Refer to Note 20 - Fair Value Measurements, for discussion of valuation methods for bonds.

The cost basis of loan-backed and structured securities is adjusted for impairments in value that are deemed to be other-than-temporary. An other-than-temporary loss is recognized in net income when it is anticipated that the amortized cost will not be recovered. The entire difference between the loan-backed or structured security’s amortized cost and its fair value is recognized in net income only when the Company (1) has the intent to sell the security or (2) it does not have the intent and ability to hold the security to recovery. If neither of these two conditions exists, a realized loss is recognized in net income for the difference between the amortized cost basis of the security and the net present value of projected future cash flows expected to be collected. The net present value is calculated by discounting the Company’s best estimate of projected future cash flows at the effective interest rate implicit in the loan-backed or structured security prior to impairment.

The new cost basis of an impaired security is not adjusted for subsequent increases in estimated fair value. In periods subsequent to the recognition of an other-than-temporary loss, the impaired loan-backed and structured security is accounted for as if it had been purchased on the measurement date of the impairment. Accordingly, the discount (or reduced premium) based on the new cost basis may be accreted into net investment income in future periods based on prospective changes in cash flow estimates, to reflect adjustments to the effective yield.

- (7) - (13) No change.

D. Going Concern

The Company does not have any doubt about its ability to continue as a going concern.

2. Accounting Changes and Corrections of Errors

Not applicable.

3. Business Combinations and Goodwill

Not applicable.

4. Discontinued Operations

Not applicable.

NOTES TO FINANCIAL STATEMENTS

5. Investments

A. Mortgage Loans, including Mezzanine Real Estate Loans

No change.

B. Debt Restructuring

No change.

C. Reverse Mortgages

No change.

D. Loan-Backed Securities

- (1) Prepayment assumptions for mortgage-backed/loan-backed and structured securities were obtained from external sources such as Bloomberg, Intex and Blackrock Solutions.
- (2) The Company does not have any loan-backed and structured securities which are other-than-temporarily impaired where the Company intends to sell, or does not have the intent and ability to hold until recovery at March 31, 2017.
- (3) The following table lists each security at a CUSIP level where the present value of cash flows expected to be collected is less than the amortized cost basis during the current reporting period:

IMPAIRMENTS TAKEN ON CURRENT HOLDINGS DURING THE CURRENT YEAR						
(1)	(2)	(3)	(4)	(5)	(6)	(7)
CUSIP ¹	Amortized Cost Before Current Period Other-than-Temporary-Impairment	Projected Cash Flows	Current Period Recognized Other-than-Temporary-Impairment	Amortized Cost After Other-than-Temporary-Impairment	Fair Value	Financial Statement Reporting Period
General Account						
000112AA0	\$ 918,580	\$ 918,579	\$ 1	\$ 918,579	\$ 666,037	3/31/2017
059469AF3	1,486,499	1,479,658	6,841	1,479,658	1,362,681	3/31/2017
05947US25	2,665,672	2,210,000	455,671	2,210,000	2,210,000	3/31/2017
05948KX79	2,017,678	1,984,002	33,676	1,984,002	1,938,674	3/31/2017
059515AE6	1,492,786	1,458,682	34,104	1,458,682	1,322,188	3/31/2017
05951FAK0	476,322	459,730	16,592	459,730	442,177	3/31/2017
05951KAZ6	134,166	133,850	316	133,850	119,435	3/31/2017
05951KBA0	1,897,073	1,887,069	10,004	1,887,069	1,747,768	3/31/2017
05953YAA9	5,965,538	5,880,848	84,691	5,880,848	5,664,323	3/31/2017
12498NAD5	1,354,897	1,335,471	19,426	1,335,471	985,561	3/31/2017
12627HAK6	1,034,465	1,015,068	19,396	1,015,068	875,991	3/31/2017
12628KAF9	1,393,089	1,273,563	119,526	1,273,563	1,317,051	3/31/2017
12628LAJ9	356,780	331,267	25,513	331,267	291,914	3/31/2017
12667GXN8	891,392	887,700	3,692	887,700	872,054	3/31/2017
12668AQ65	2,761,050	2,746,506	14,545	2,746,506	2,740,230	3/31/2017
14311KAA8	21,966,950	21,966,945	5	21,966,945	20,476,239	3/31/2017
16163LAR3	87,019	84,404	2,615	84,404	84,752	3/31/2017
17308FAD1	3,736,838	3,735,124	1,714	3,735,124	3,714,798	3/31/2017
251513AV9	2,460,335	2,432,987	27,348	2,432,987	2,430,023	3/31/2017
251513BC0	949,432	946,004	3,428	946,004	944,853	3/31/2017
294751DC3	187,649	187,039	609	187,039	187,461	3/31/2017
32051GZR9	889,026	857,705	31,321	857,705	877,986	3/31/2017
36185MBN1	320,689	315,456	5,233	315,456	305,264	3/31/2017
3622MPAT5	60,975	59,727	1,248	59,727	59,651	3/31/2017
362334MD3	31,714	27,330	4,384	27,330	31,049	3/31/2017
362375AF4	966,777	952,976	13,801	952,976	930,852	3/31/2017
45667QAD3	4,062,573	3,931,925	130,648	3,931,925	3,913,065	3/31/2017
45667QAE1	7,269,808	7,152,367	117,441	7,152,367	7,162,195	3/31/2017
466247D59	63	9	54	9	—	3/31/2017
46628BBD1	747,811	716,234	31,576	716,234	635,768	3/31/2017
69337VAE0	2,439,791	2,390,323	49,469	2,390,323	2,166,607	3/31/2017
78476YAA4	960,917	960,916	1	960,916	831,335	3/31/2017
81744HAF0	948,804	917,964	30,840	917,964	838,005	3/31/2017
93934FCE0	1,563,399	1,550,290	13,109	1,550,290	1,540,823	3/31/2017
93934FEM0	1,415,380	1,407,651	7,729	1,407,651	1,366,975	3/31/2017
94983UAB3	2,749,146	2,732,057	17,089	2,732,057	2,686,576	3/31/2017
94985GBB1	1,817,145	1,757,385	59,760	1,757,385	1,741,185	3/31/2017
Subtotal - General Account	XXX	XXX	1,393,416	XXX	XXX	
Guaranteed Separate Accounts						
059469AF3	247,324	246,271	1,053	246,271	227,114	3/31/2017
059515AE6	175,622	171,610	4,012	171,610	155,552	3/31/2017
05951KBA0	377,696	375,287	2,409	375,287	361,607	3/31/2017

NOTES TO FINANCIAL STATEMENTS

IMPAIRMENTS TAKEN ON CURRENT HOLDINGS DURING THE CURRENT YEAR						
(1)	(2)	(3)	(4)	(5)	(6)	(7)
CUSIP ¹	Amortized Cost Before Current Period Other-than-Temporary-Impairment	Projected Cash Flows	Current Period Recognized Other-than-Temporary-Impairment	Amortized Cost After Other-than-Temporary-Impairment	Fair Value	Financial Statement Reporting Period
12628KAF9	181,707	166,117	15,590	166,117	171,789	3/31/2017
16163LAR3	765,764	742,751	23,012	742,751	745,821	3/31/2017
3622MPAT5	60,975	59,727	1,248	59,727	59,651	3/31/2017
94983UAB3	442,045	439,222	2,824	439,222	431,787	3/31/2017
Subtotal - Guaranteed Separate Accounts	XXX	XXX	50,148	XXX	XXX	
Grand Total	XXX	XXX	\$ 1,443,564	XXX	XXX	

¹ Only the impaired lots within each CUSIP are included within this table.

(4) The following table presents the Company’s gross unrealized losses and fair values for loan-backed and structured securities, aggregated by the length of time that the individual securities have been in a continuous unrealized loss position at March 31, 2017:

	Less than 12 Months		12 Months or Greater		Total	
	Estimated Fair Value	Unrealized Losses	Estimated Fair Value	Unrealized Losses	Estimated Fair Value	Unrealized Losses
General Account	\$8,602,432,419	\$ 275,162,628	\$1,725,263,430	\$ 71,137,401	\$10,327,695,849	\$ 346,300,029
Guaranteed Separate Accounts	447,832,588	11,728,998	70,611,670	4,188,260	518,444,258	15,917,258
Total	<u>\$9,050,265,007</u>	<u>\$ 286,891,626</u>	<u>\$1,795,875,100</u>	<u>\$ 75,325,661</u>	<u>\$10,846,140,107</u>	<u>\$ 362,217,287</u>

(5) The Company performs quantitative and qualitative analysis to determine if a decline in fair value was temporary. For those securities where the decline was considered temporary, the Company did not take an impairment when it had the ability and intent to hold until recovery. Factors considered in evaluating whether a decline in value is other-than-temporary include: (1) whether the decline is substantial; (2) the duration that the fair value has been less than amortized cost; (3) the financial condition and near-term prospects of the issuer; and (4) the Company’s ability and intent to retain the investment for the period of time sufficient to allow for an anticipated recovery in value. In addition, for the non-agency residential mortgage backed securities (“RMBS”) portfolio, the Company updates cash flow projections quarterly. A projection is performed for each security based upon the evaluation of prepayment, delinquency, and default rates for the pool of mortgages collateralized each security, and the projected impact on the course of future prepayments, defaults, and loss in the pool of mortgages, but do not include market prices. As a result, forecasts may change from period to period and additional impairments may be recognized over time as a result of deterioration in the fundamentals of a particular security or group of securities and/or a continuation of heightened mortgage defaults for a period longer than the assumptions used for the forecasts. Both qualitative and quantitative factors are used in creating the Company’s RMBS cash flow models. As such, any estimate of impairments is subject to the inherent limitation on the Company’s ability to predict the aggregate course of future events. It should therefore be expected that actual losses may vary from any estimate and the Company may recognize additional other-than-temporary losses.

E. Repurchase Agreements and/or Securities Lending Transactions

- (1) - (2) No change.
- (3) Collateral Received
- a. No change.
 - b. The Company has not sold or repledged collateral received from dollar repurchase or securities lending agreements. All collateral is received in cash.
 - c. No change.
- (4) - (7) No change.

F. Real Estate

No change.

G. Investment in Low-Income Housing Tax Credits ("LIHTC")

No change.

H. Restricted Assets

No change.

I. Working Capital Finance Investments

Not applicable.

J. Offsetting and Netting of Assets and Liabilities

Not applicable.

K. Structured Notes

No change.

NOTES TO FINANCIAL STATEMENTS

L. 5* Securities

Not applicable.

M. Short Sales

Not applicable.

N. Prepayment Penalty and Acceleration Fees

The following represents the Company's securities sold, redeemed or otherwise disposed of as a result of a callable feature (including make whole call provisions) and the aggregate amount of investment income generated as a result of a prepayment penalty and/or acceleration fee as of March 31, 2017:

	General Account	Separate Account
Number of CUSIPs	43	17
Aggregate Amount of Investment Income	\$ 10,152,432	\$ 534,493

6. Joint Ventures, Partnerships and Limited Liability Companies

A. No change.

B. No change.

7. Investment Income

A. No change.

B. No change.

8. Derivative Instruments

A-F. No change.

9. Income Taxes

A-G. No change.

10. Information Concerning Parent, Subsidiaries, Affiliates and Other Related Parties

A-N. No change.

11. Debt

A. No change.

B. Federal Home Loan Bank ("FHLB") Agreements

(1) On February 18, 2015, the Company became a member of the FHLB of Pittsburgh or the "Bank". Membership in the Bank provides the Company with a significant source of alternative liquidity. Advances received by the general account are included in the liability for borrowed money on Page 3 - Liabilities, Surplus and Other Funds. When borrowing from the Bank, the Company is required to post collateral in the form of eligible securities, including mortgage-backed, government and agency debt instruments for each of the advances received. Upon any event of default by the Company, the FHLB of Pittsburgh's recovery from the collateral is limited to the amount of the Company's liability to the FHLB of Pittsburgh. The table below indicates the amount of FHLB of Pittsburgh stock purchased, collateral pledged, assets and liabilities related to the agreement with the Bank.

(2) FHLB of Pittsburgh Capital Stock

a. Amount of FHLB of Pittsburgh capital stock held at March 31, 2017, in aggregate, is as follows:

1. Current quarter

	Total	General Account	Separate Accounts
(a) Membership stock - Class A	\$ —	\$ —	\$ —
(b) Membership stock - Class B	26,397,600	26,397,600	—
(c) Activity stock	—	—	—
(d) Excess stock	—	—	—
(e) Aggregate total	\$ 26,397,600	\$ 26,397,600	\$ —
(f) Actual or estimated borrowing capacity as determined by the insurer	\$ 4,681,345,089	\$ 4,681,345,089	\$ —

2. Prior year

	Total	General Account	Separate Accounts
(a) Membership stock - Class A	\$ —	\$ —	\$ —
(b) Membership stock - Class B	23,517,700	23,517,700	—
(c) Activity stock	—	—	—
(d) Excess stock	—	—	—
(e) Aggregate total	\$ 23,517,700	\$ 23,517,700	\$ —
(f) Actual or estimated borrowing capacity as determined by the insurer	\$ 4,549,744,086	\$ 4,549,744,086	\$ —

The FHLB borrowing capacity for the Company is determined using 5% of the Company's total admitted assets at the current reporting date, less any secured borrowing amounts.

NOTES TO FINANCIAL STATEMENTS

b. Membership stock (Class A and B) eligible and not eligible for redemptions:

Membership Stock	Current Quarter Total	Not Eligible for Redemption	Eligible for Redemption			
			Less than 6 Months	6 Months to Less than 1 Year	1 to Less than 3 Years	3 to 5 Years
1. Class A	\$ —	\$ —	\$ —	\$ —	\$ —	\$ —
2. Class B	\$ 26,397,600	\$ 26,397,600	\$ —	\$ —	\$ —	\$ —

(3) Collateral pledged to FHLB of Pittsburgh

a. At March 31, 2017, the Company did not have collateral pledged to the FHLB of Pittsburgh.

b. Maximum amount of collateral pledged during reporting period is as follows:

	Fair Value ¹	Carrying Value ¹	Amount Borrowed at Time of Maximum Collateral
1. Current year total general and separate accounts	\$ 17,104,847	\$ 17,104,847	\$ —
2. Current year general account	\$ 17,104,847	\$ 17,104,847	\$ —
3. Current year separate accounts	\$ —	\$ —	\$ —
4. Prior year total general and separate accounts	\$ 17,195,051	\$ 17,195,051	\$ 10,000,000

¹ Includes amounts in excess of minimum requirements.

(4) Borrowing from FHLB of Pittsburgh

a. At March 31, 2017, the Company did not have a balance due to the FHLB of Pittsburgh.

b. Maximum amount borrowed during current reporting period as follows:

	Total	General Account	Separate Accounts
(a) Debt	\$ —	\$ —	\$ —
(b) Funding agreements	—	—	—
(c) Other	—	—	—
(d) Aggregate total	\$ —	\$ —	\$ —

c. FHLB of Pittsburgh borrowings subject to prepayment obligations is as follows:

	Does the Company have prepayment obligations under the following arrangements (YES/NO)?
1. Debt	No
2. Funding agreements	N/A
3. Other	N/A

12. Retirement Plans, Deferred Compensation, Postemployment Benefits and Compensated Absences and Other Postretirement Benefit Plans

A - I. No change.

13. Capital and Surplus, Shareholders’ Dividend Restrictions, and Quasi-Reorganizations

(1) - (13) No change.

14. Liabilities, Contingencies and Assessments

A. Contingent Commitments

No change.

B. Assessments

No change.

C. Gain Contingencies

Not applicable.

D. Claims Related Extra Contractual Obligation and Bad Faith Losses Stemming from Lawsuits

No change.

E. Joint and Several Liabilities

Not applicable.

F. All Other Contingencies

No change.

NOTES TO FINANCIAL STATEMENTS

15. Leases

A. Lessee Leasing Arrangements

No change.

B. Significant Leasing Arrangements

No change.
16. Information About Financial Instruments with Off-Balance Sheet Risk and Financial Instruments with Concentrations of Credit Risk

No change.
17. Sale, Transfer and Servicing of Financial Assets and Extinguishments of Liabilities

A. Transfers of Receivables Reported as Sales

Not applicable.

B. Transfer and Servicing of Financial Assets

(1) No change.

(2) - (7) Not applicable.

C. Wash Sales

(1) In the course of the Company’s investment management activities, securities may be sold at a loss and repurchased within 30 days of the sale date to enhance the Company’s yield on its investment portfolio.

(2) The Company did not have any wash sales where securities with an NAIC rating designation of 3 or below, or unrated, were sold for the three months ended March 31, 2017 and reacquired within 30 days of the sale date.
18. Gain or Loss to the Reporting Entity from Uninsured Plans and the Uninsured Portion of Partially Insured Plans

Not applicable.
19. Direct Premium Written/Produced by Managing General Agents/Third-Party Administrators

No change

NOTES TO FINANCIAL STATEMENTS

20. Fair Value Measurements

A. The Company's financial assets and liabilities carried at fair value have been classified, for disclosure purposes, based on a hierarchy defined by SSAP No. 100, "Fair Value Measurements". Fair value is defined as the price that would be received to sell an asset or paid to transfer a liability in an orderly transaction between market participants at the measurement date. This guidance establishes a framework for measuring fair value that includes a hierarchy used to classify the inputs used in measuring fair value. The hierarchy prioritizes the inputs to valuation techniques used to measure fair value into three levels. The level in the fair value hierarchy within which the fair value measurement falls is determined based on the lowest level input that is significant to the fair value measurement.

(1) The levels of the fair value hierarchy are based on the inputs to the valuation as follows:

- Level 1

Fair value is based on unadjusted quoted prices for identical assets or liabilities in an active market. Active markets are defined as a market in which many transactions occur with sufficient frequency and volume to provide pricing information on an ongoing basis.
- Level 2

Observable inputs other than level 1 prices, such as quoted prices in active markets for similar assets or liabilities; quoted prices in markets that are not active for identical or similar assets or liabilities, or other model driven inputs that are observable or can be corroborated by observable market data for substantially the full term of the assets or liabilities. Valuations are generally obtained from third-party pricing services for identical or comparable assets or liabilities or through the use of valuation methodologies using observable market inputs.
- Level 3

Instruments whose values are based on prices or valuation techniques that require inputs that are both unobservable and significant to the overall fair value measurement. These inputs reflect management's own assumptions in pricing the asset or liability. Pricing may also be based upon broker quotes that do not represent an offer to transact. Prices are determined using valuation methodologies such as option pricing models, discounted cash flow models and other similar techniques. Non-binding broker quotes, which are utilized when pricing service information is not available, are reviewed for reasonableness based on the Company's understanding of the market, and are generally considered Level 3. To the extent the internally developed valuations use significant unobservable inputs, they are classified as Level 3.

The following table represents the balances of assets and liabilities measured at fair value as of March 31, 2017:

	Quoted Prices in Active Markets for Identical Assets (Level 1)	Significant Observable Inputs (Level 2)	Significant Unobservable Inputs (Level 3)	Total
a. Assets at fair value				
1. Bonds				
U.S. corporate	\$ —	\$ 11,598,100	\$ —	\$ 11,598,100
Foreign corporate	—	—	—	—
Non-agency commercial mortgage-backed securities	—	1,550,537	87,500	1,638,037
Non-agency RMBS	—	213,080	262,304	475,384
Non-agency asset-backed securities	—	458,858	1,652,666	2,111,524
Total bonds	—	13,820,575	2,002,470	15,823,045
2. Common stocks	\$ 1,132,268,946	\$ 5,549,632	\$ 29,297,966	1,167,116,544
3. Derivative assets				
Foreign currency swaps	—	282,817,252	—	282,817,252
Equity options	—	45,756,863	—	45,756,863
Interest rate swaps	—	27,540,047	—	27,540,047
Swaptions	—	—	3,897,175	3,897,175
Interest rate caps	—	—	2,173,346	2,173,346
Foreign currency forwards	—	1,669,595	—	1,669,595
Corridor options	—	—	4,680,363	4,680,363
Futures	11,563	—	—	11,563
Total derivative assets	11,563	357,783,757	10,750,884	368,546,204
4. Separate accounts assets	31,813,016,898	135,873,633	212,388,885	32,161,279,416
Total assets at fair value	\$ 32,945,297,407	\$ 513,027,597	\$ 254,440,205	\$ 33,712,765,209
b. Liabilities at fair value				
1. Derivative liabilities				
Interest rate swaps	\$ —	\$ 40,298,039	\$ —	\$ 40,298,039
Foreign currency swaps	—	9,094,383	—	9,094,383
Foreign currency forwards	—	887,171	—	887,171
Inflation swaps	—	—	—	—
Futures	11,961	—	—	11,961
Total derivative liabilities	11,961	50,279,593	—	50,291,554
2. Separate accounts liabilities ¹	—	—	—	—
Total liabilities at fair value	\$ 11,961	\$ 50,279,593	\$ —	\$ 50,291,554

¹ Separate accounts contract holder liabilities are not included in the table as they are reported at contract value and not fair value in the Company's Annual Statement.

NOTES TO FINANCIAL STATEMENTS

(2) The table below presents a rollforward of Level 3 assets and liabilities for the three months ended March 31, 2017:

	Balance at 01/01/2017	Transfers into Level 3	Transfers out of Level 3	Total gains or (losses) included in Net Income	Total gains or (losses) included in Surplus	Purchases	Issuances	Sales	Settlements	Balance at 03/31/2017
Bonds:										
Non-agency RMBS	\$ 242,874	\$ —	\$ —	\$ —	\$ 19,430	\$ —	\$ —	\$ —	\$ —	\$ 262,304
Non-agency asset-backed securities	1,652,666	—	—	(1)	61,464	—	—	—	(61,463)	1,652,666
Non-agency commercial mortgage-backed securities	—	100,000	—	—	(12,500)	—	—	—	—	87,500
Total bonds	1,895,540	100,000	—	(1)	68,394	—	—	—	(61,463)	2,002,470
Common stocks	27,975,380	—	—	1,448,596	(404,840)	2,879,900	—	(2,601,070)	—	29,297,966
Derivatives:										
Interest rate caps	3,562,124	—	—	(614,822)	(773,956)	—	—	—	—	2,173,346
Corridor options	5,659,507	—	—	(335,166)	(643,978)	—	—	—	—	4,680,363
Swaptions	5,504,222	—	—	(1,432,795)	(174,252)	—	—	—	—	3,897,175
Total derivatives	14,725,853	—	—	(2,382,783)	(1,592,186)	—	—	—	—	10,750,883
Separate account assets ¹	223,176,281	—	—	1,957,187	1,508,358	1,010,718	—	(15,263,659)	—	212,388,885
Total	\$ 267,773,054	\$ 100,000	\$ —	\$ 1,022,999	\$ (420,274)	\$ 3,890,618	\$ —	\$ (17,864,729)	\$ (61,463)	\$ 254,440,205

¹ The total gains or (losses) included in surplus for separate accounts assets are offset by an equal amount for separate accounts liabilities, which results in a net zero impact on surplus for the Company.

Transfers between levels

Transfers between levels may occur due to changes in valuation sources, changes in the availability of market observable inputs, which generally are caused by changes in market conditions such as liquidity, trading volume or bid-ask spreads, or as a result of a security measured at amortized cost at the beginning of the period, but measured at estimated fair value at the end of the period, or vice versa, due to a ratings downgrade or upgrade. For the separate accounts, transfers are mostly related to changes in the redemption restrictions of limited partnerships and hedge fund investments. The Company's policy is to assume the transfer occurs at the beginning of the period.

Transfers between Levels 1 and 2

During the three months ended March 31, 2017, there were no transfers between Levels 1 and 2.

Transfers into and out of Level 3

The Company's basis for transferring assets and liabilities into and out of Level 3 is based on changes in the observability of data, a change in the security's measurement or changes in redemption restrictions of certain separate accounts investments.

Transfers into level 3 totaled \$100,000 for the three months ended March 31, 2017, which relates to Non-agency CMBS securities that were measured at amortized cost at the beginning of the period and measured at fair value at the end of the period. During the three months ended March 31, 2017, there were no transfers out of level 3.

(3) Determination of fair value

The Company has an established and well-documented process for determining fair value. Security pricing is applied using a hierarchy approach whereby publicly available prices are first sought from nationally recognized third-party pricing services. For most private placement securities, the Company applies a matrix-based pricing methodology, which uses spreads derived from third-party benchmark bond indices. For private placement securities that cannot be priced through these processes, the Company uses internal models and calculations. All other securities are submitted to independent brokers for prices. The Company performs various analyses to ascertain that the prices represent fair value. Examples of procedures performed include, but are not limited to, back testing recent trades, monitoring trading volumes, and performing variance analysis of monthly price changes using different thresholds based on asset type. The Company also performs an annual review of all third-party pricing services. During this review, the Company obtains an understanding of the process and sources used by the pricing service to ensure that they maximize the use of observable inputs, the pricing service's frequency of updating prices, and the controls that the pricing service uses to ensure that their prices reflect market assumptions. The Company also selects a sample of securities and obtains a more detailed understanding from each pricing service regarding how they derived the price assigned to each security. Where inputs or prices do not reflect market participant assumptions, the Company will challenge these prices and apply different methodologies that will enhance the use of observable inputs and data. The Company may use non-binding broker quotes or internal valuations to support the fair value of securities that go through this formal price challenge process. At March 31, 2017, the Company challenged the price it received from third party pricing services on general account securities with a book value of \$87,938,180 and a market value of \$93,131,994, and separate accounts securities with a book value of \$2,057,300 and a market value of \$2,000,200.

In addition, the Company has a pricing committee that provides oversight over the Company's prices and fair value process for securities. The committee is comprised of representatives from the Company's Investment Management group, Contoller's, Compliance and Security Operations. The committee meets quarterly and is responsible for the review and approval of the Company's valuation procedures. The committee is also responsible for the review of pricing exception reports as well as the review of significant inputs used in the valuation of assets that are valued internally.

NOTES TO FINANCIAL STATEMENTS

For Level 1 investments, valuations are generally based on observable inputs that reflect quoted prices for identical assets in active markets.

The fair value for Level 2 and Level 3 valuations are generally based on a combination of the market and income approach. The market approach generally utilizes market transaction data for the same or similar instruments, while the income approach involves determining fair values from discounted cash flow methodologies.

The following represents a summary of significant valuation techniques for assets and liabilities used to determine fair value, as well as the general classification of such instruments pursuant to the valuation hierarchy.

Level 1 measurements

Common stocks

These securities are comprised of exchange traded U.S. and foreign common stock and mutual funds. Valuation of these securities is based on unadjusted quoted prices in active markets that are readily and regularly available.

Separate accounts assets

These assets are comprised of exchange traded funds, common stocks and actively traded open-end mutual funds with a daily net asset value ("NAV"). The NAV can be observed by redemption and subscription transactions between third parties, or may be obtained from fund managers. Therefore, the fair values of these investments has been reflected within Level 1 in the fair value hierarchy. Common stocks are generally traded on an exchange.

Level 2 measurements

Bonds

The fair value of bonds is obtained from third-party pricing services, matrix-based pricing, internal models or broker quotes. Third-party pricing services generally use a discounted cash-flow model or a market approach. Typical inputs used by these pricing sources include, but are not limited to: benchmark yields, reported trades, issuer spreads, bids, offers, benchmark securities, estimated cash flows and prepayment speeds, which the Company has determined are observable inputs.

Private placement securities are primarily priced using a matrix-based pricing methodology, which uses spreads derived from third-party benchmark bond indices. Specifically, the Barclays Credit Index is used for investment-grade securities and the Citi High Yield Cash Index is used for below investment-grade securities. These indices are two widely recognized, reliable, and well regarded benchmarks by participants in the financial services industry which represent the broader U.S. public bond markets.

Certain private placement securities that cannot be priced using the matrix pricing described above, are priced by an internally developed discounted cash flow model or are priced based on internal calculations. This model uses observable inputs with a discount rate based off spreads of comparable public bond issues adjusted for liquidity, rating and maturity. The Company assigns a credit rating for private placement securities based upon internal analysis. The liquidity premium is based upon observable market transactions, while the maturity and rating adjustments are based upon data obtained from Bloomberg. These securities are classified as Level 2.

For some of the private placement securities priced through the model, the liquidity adjustments may not be based on market data, but rather, calculated internally. If the impact of the liquidity adjustment, which usually requires the most judgment, is not significant to the overall value of the security, the security is still classified as Level 2.

Common stocks

These securities represent investments in mutual funds where NAV may not be readily available or where there may be minor restrictions to redemption.

Derivatives (including separate accounts liabilities – derivatives)

The fair value of derivative instruments is generally derived using valuation models. The selection of a particular model depends upon the contractual terms of, and specific risks inherent in the instrument, as well as the availability of pricing information in the market. The Company generally uses similar models to value similar instruments. Valuation model inputs include contractual terms, yield curves, foreign exchange rates, equity prices, credit curves, measures of volatility and other factors. OTC derivatives that trade in liquid markets, where model inputs are observable for substantially the full term, are classified as Level 2.

Separate accounts assets

These are assets primarily related to investments in U.S. government and treasury securities, corporate bonds, and mortgage-backed securities. These separate accounts assets are valued and assigned within the fair value hierarchy, consistent with the methodologies described herein for similar financial instruments held within the general account of the Company. This also relates to investments in limited partnerships and hedge funds that use NAV where the investment can be redeemed at NAV at the measurement date or in the near-term (generally 90 days).

Level 3 measurements

Bonds

The valuation techniques for most Level 3 bonds are generally the same as those described in Level 2. However, if the investments are less liquid or are lightly traded, there is generally less observable market data, and therefore these investments will be classified as Level 3. Circumstances where observable market data are not available may include events such as market liquidity and credit events related to the security. In addition, certain securities are priced based upon internal valuations using significant unobservable inputs.

If the price received from third-party pricing services does not appear to reflect market activity, the Company may challenge the price. For securities which go through this formal price challenge process, a non-binding broker quote, or internal valuation is used to support the fair value instead. The Company also uses non-binding broker quotes to fair value certain bonds, when the Company is unable to obtain prices from third-party vendors.

Private placement securities where adjustments for liquidity are considered significant to the overall price are classified as Level 3.

NOTES TO FINANCIAL STATEMENTS

Common stocks

These securities include equity investments with privately held entities, including a government organization, where the prices are derived from internal valuations.

Derivatives

Derivatives that are valued based upon models with any significant unobservable market inputs or inputs from less actively traded markets, or where the fair value is solely derived using broker quotations, are classified as Level 3.

Separate accounts assets

These assets are primarily related to limited partnership investments and hedge funds that are restricted with respect to transfer or withdrawal (generally greater than 90 days).

- B. Not applicable.
- C. The following table presents the carrying amounts and estimated fair values of the Company's financial instruments at March 31, 2017. Since the SSAP 100 hierarchy only applies to items that are measured at fair value at the reporting date, the items in the tables above are subsets of the amounts reported in the following table.

	Fair Value	Carrying Amount	Level 1	Level 2	Level 3	Not Practicable
Assets:						
Bonds	\$ 81,931,483,604	\$ 79,714,206,964	\$ —	\$ 78,315,157,477	\$ 3,616,326,127	\$ —
Preferred stocks	15,363,934	12,266,415	—	1,249,400	14,114,534	—
Common stocks	1,167,116,544	1,167,116,544	1,132,268,946	5,549,632	29,297,966	—
Mortgage loans	13,595,632,356	13,297,994,711	—	—	13,595,632,356	—
Cash, cash equivalents and short-term investments	1,624,924,528	1,624,924,528	15,238,973	1,609,685,555	—	—
Derivatives	384,734,200	381,536,932	11,563	373,971,753	10,750,884	—
Derivatives - collateral	2,807,907	2,807,907	—	2,807,907	—	—
Other invested assets ¹	239,465,991	197,801,711	—	62,995,674	176,470,317	—
Collateralized third-party commercial loans	6,948,931	7,017,440	—	—	6,948,931	—
Investment income due and accrued	690,064,862	690,064,862	—	690,064,862	—	—
Separate accounts assets	38,439,379,146	38,266,445,481	31,844,239,384	5,541,862,033	1,053,277,729	—
Total assets	<u>\$ 138,097,922,003</u>	<u>\$ 135,362,183,495</u>	<u>\$ 32,991,758,866</u>	<u>\$ 86,603,344,293</u>	<u>\$ 18,502,818,844</u>	<u>\$ —</u>
Liabilities:						
Deposit fund contracts:						
Annuities certain	\$ 830,547,718	\$ 802,070,546	\$ —	\$ —	\$ 830,547,718	\$ —
Derivatives	50,291,555	50,291,555	11,961	50,279,594	—	—
Derivatives - collateral	364,977,605	364,977,605	—	364,977,605	—	—
Borrowed money	—	—	—	—	—	—
Amounts payable for securities lending	675,214,134	675,214,134	—	675,214,134	—	—
Separate accounts liabilities	2,700,000	2,700,000	—	2,700,000	—	—
Total liabilities	<u>\$ 1,923,731,012</u>	<u>\$ 1,895,253,840</u>	<u>\$ 11,961</u>	<u>\$ 1,093,171,333</u>	<u>\$ 830,547,718</u>	<u>\$ —</u>

¹ Excludes investments accounted for under the equity method.

Bonds

The fair value of bonds is determined by considering one of four primary sources: (1) security pricing is applied using a hierarchy approach whereby publicly available prices are first sought from nationally recognized third-party pricing services, (2) securities are priced using a matrix-based pricing methodology, which uses spreads derived from third-party benchmark bond indices, (3) securities are submitted to independent brokers for prices, and (4) securities are priced using an internal pricing model or methodology.

The pricing service generally uses a discounted cash-flow model or market approach to determine fair value. Typical inputs used by these pricing services include, but are not limited to; benchmark yields, reported trades, issuer spreads, bids, offers, benchmark securities, estimated cash flows and prepayment speeds.

Independent pricing vendors do not supply prices for private placement bonds. These securities are primarily priced using a matrix-based pricing methodology, which uses spreads derived from third-party benchmark bond indices. Any private securities that cannot be priced using this methodology, are priced using an internally developed model based upon assigned comparable public issues adjusted for liquidity, maturity and rating or are priced based on internal calculations. The Company assigns a credit rating based upon internal analysis.

Prices from pricing services and broker quotes are validated on an ongoing basis to ensure the adequacy and reliability of the fair value measurement. The Company performs both quantitative and qualitative analysis of the prices including initial and ongoing review of third-party pricing methodologies, back testing of recent trades, and a thorough review of pricing trends and statistics.

Included in Bonds is an affiliated bond from Madison Capital Funding LLC with a carrying value of \$1,891,821,415 and a fair value of \$2,004,148,321 at March 31, 2017. The fair value of this security is calculated internally and may include inputs that may not be observable. Therefore, this security is classified as Level 3.

Preferred and common stocks

The fair value of unaffiliated equity securities is determined by considering one of three primary sources: (1) security pricing is applied using a hierarchy approach whereby publicly available prices are first sought from third-party pricing services, (2) the remaining un-priced securities are submitted to independent brokers for prices, and (3) securities are priced using an internal pricing model or methodology.

NOTES TO FINANCIAL STATEMENTS

Prices from pricing services and broker quotes are validated on an ongoing basis to ensure the adequacy and reliability of the fair value measurement. The Company performs both quantitative and qualitative analysis of the prices including, initial and ongoing review of third-party pricing methodologies, back testing of recent trades, and a thorough review of pricing trends and statistics.

Mortgage loans

The estimated fair value of mortgage loans is determined based upon the present value of the expected cash flows discounted at an interpolated treasury yield plus a spread. The spread is based on management’s judgment and assumptions and it takes into account property type, loan to value and remaining term of each loan. The spread is a significant component of the pricing inputs.

Cash, cash equivalents, short-term investments and investment income due and accrued

Cash on hand is classified as Level 1. Cash overdrafts (i.e. outstanding checks) are classified as Level 2. Due to the short-term maturities of cash equivalents, short term investments, and investment income due and accrued, carrying value approximates fair value and is classified as Level 2.

Derivatives (including separate accounts assets and liabilities)

The fair value of derivative instruments is generally derived using valuation models, except for derivatives that are exchange-traded, which are valued using quoted prices in an active market. Where valuation models are used, the selection of a particular model depends upon the contractual terms of, and specific risks inherent in the instrument, as well as the availability of pricing information in the market. The Company generally uses similar models to value similar instruments. Valuation model inputs include contractual terms, yield curves, foreign exchange rates, equity prices, credit curves, measures of volatility and other factors.

Derivatives - collateral (including separate accounts assets and liabilities)

The carrying value of these instruments approximates fair value since these assets and liabilities are generally short-term in nature.

Other invested assets

Other invested assets are principally comprised of LIHTC investments as well as other investments with characteristics of debt. The fair value of LIHTC investments is based on a discounted cash flow calculation using a discount rate that is determined internally and therefore classified as Level 3 (refer to Note 5 - Investments, for details on LIHTC investments). The fair value of the investments with debt characteristics is based on discounted cash flow calculations that may or may not use observable inputs, and therefore these investments are classified as Level 2 or Level 3 depending on the observability of inputs.

Collateralized third-party commercial loans

For collateralized third-party loans, fair value was calculated by discounting future cash flows using prevailing interest rates on similar loans plus a spread adjustment. The spread is based on management’s judgment and assumptions and is significant to the valuation.

Separate accounts assets

Assets within the separate accounts are primarily invested in bonds, common stocks and preferred stocks. The fair value of investments in the separate accounts is calculated using the same procedures as are used for bonds and common stocks in the general account.

The separate accounts also invest in limited partnerships and hedge fund investments. The fair value of such partnerships is determined by reference to the limited partnership’s NAV. The valuation of the hedge funds is based upon the hedge funds’ latest financial statements adjusted for cash activity since that date and estimates of market valuations.

Deposit fund contracts

Fair values for annuities certain liabilities are estimated using discounted cash flow calculations based on interest rates currently being offered for similar contracts with maturities consistent with those remaining for the contracts being valued.

Borrowed money

Borrowed money consists of a financing arrangement. The carrying value of the financing arrangement approximates fair value. The Company had no borrowed money as of March 31, 2017.

Amounts payable for securities lending

Amounts payable for securities lending consists of cash collateral received under securities lending agreements. The carrying value approximates fair value.

- D. If it is not practicable for an entity to estimate the fair value of that financial instrument or a class of financial instruments, the following shall be disclosed:

(1) - (2) Not applicable.

21. Other Items

A. Unusual or Infrequent Items

Not applicable.

B. Troubled Debt Restructuring: Debtors

Not applicable.

C. Other Disclosures

No change.

D. Business Interruption Insurance Recoveries

Not applicable.

NOTES TO FINANCIAL STATEMENTS

E. State Transferable and Non-transferable Tax Credits

Not applicable.

F. Subprime and Midprime Mortgage Related Risk Exposure

No change.

G. Retained Assets

No change.

H. Insurance-Linked Securities ("ILS") Contracts

Not applicable.

22. Events Subsequent

As of May 11, 2017, the date the financial statements were available to be issued, there have been no events occurring subsequent to the close of the Company's books or accounts for the accompanying annual statement that would have a material effect on the financial condition of the Company.

23. Reinsurance

A. Ceded Reinsurance Report

Section 1 – General Interrogatories

No change.

Section 2 – Ceded Reinsurance Report – Part A

No change.

Section 3 – Ceded Reinsurance Report – Part B

No change.

B. Uncollectible Reinsurance

Not applicable.

C. Commutation of Ceded Reinsurance

Not applicable.

D. Certified Reinsurer Rating Downgraded or Status Subject to Revocation

Not applicable.

E - G. Not applicable.

24. Retrospectively Rated Contracts and Contracts Subject to Redetermination

Not applicable.

25. Change in Incurred Losses and Loss Adjustment Expenses

Not applicable.

26. Intercompany Pooling Arrangements

Not applicable.

27. Structured Settlements

No change.

28. Health Care Receivables

Not applicable.

29. Participating Policies

Not applicable.

30. Premium Deficiency Reserves

Not applicable.

31. Reserves for Life Contracts and Annuity Contracts

No change.

NOTES TO FINANCIAL STATEMENTS

32. Analysis of Annuity Actuarial Reserves and Deposit-Type Liabilities by Withdrawal Characteristics

No change.

33. Premium and Annuity Considerations Deferred and Uncollected

No change.

34. Separate Accounts

A. Separate Accounts Activity

No change.

B. General Nature and Characteristics of Separate Accounts Business

No change.

C. Reconciliation of Net Transfers to or (from) Separate Accounts

No change.

35. Loss/Claim Adjustment Expenses

Not applicable.

STATEMENT AS OF MARCH 31, 2017 OF THE NEW YORK LIFE INSURANCE AND ANNUITY CORPORATION

GENERAL INTERROGATORIES

PART 1 - COMMON INTERROGATORIES

GENERAL

- 1.1

Did the reporting entity experience any material transactions requiring the filing of Disclosure of Material Transactions with the State of Domicile, as required by the Model Act?

Yes ☐ No ☒
- 1.2

If yes, has the report been filed with the domiciliary state?

Yes ☐ No ☐
- 2.1

Has any change been made during the year of this statement in the charter, by-laws, articles of incorporation, or deed of settlement of the reporting entity?

Yes ☐ No ☒
- 2.2

If yes, date of change:
- 3.1

Is the reporting entity a member of an Insurance Holding Company System consisting of two or more affiliated persons, one or more of which is an insurer?
If yes, complete Schedule Y, Parts 1 and 1A.

Yes ☒ No ☐
- 3.2

Have there been any substantial changes in the organizational chart since the prior quarter end?

Yes ☒ No ☐
- 3.3

If the response to 3.2 is yes, provide a brief description of those changes.
All changes to New York Life's organization chart made during the first quarter of 2017 have been made in the ordinary course of New York Life's business activities.
- 4.1

Has the reporting entity been a party to a merger or consolidation during the period covered by this statement?

Yes ☐ No ☒
- 4.2

If yes, provide the name of the entity, NAIC Company Code, and state of domicile (use two letter state abbreviation) for any entity that has ceased to exist as a result of the merger or consolidation.
- | | | |
|----------------|-------------------|-------------------|
| 1 | 2 | 3 |
| Name of Entity | NAIC Company Code | State of Domicile |
| | | |
5.

If the reporting entity is subject to a management agreement, including third-party administrator(s), managing general agent(s), attorney-in-fact, or similar agreement, have there been any significant changes regarding the terms of the agreement or principals involved?
If yes, attach an explanation.

Yes ☐ No ☐ N/A ☒
- 6.1

State as of what date the latest financial examination of the reporting entity was made or is being made.

12/31/2012
- 6.2

State the as of date that the latest financial examination report became available from either the state of domicile or the reporting entity. This date should be the date of the examined balance sheet and not the date the report was completed or released.

12/31/2012
- 6.3

State as of what date the latest financial examination report became available to other states or the public from either the state of domicile or the reporting entity. This is the release date or completion date of the examination report and not the date of the examination (balance sheet date).

06/23/2014
- 6.4

By what department or departments?
Delaware Department of Insurance
- 6.5

Have all financial statement adjustments within the latest financial examination report been accounted for in a subsequent financial statement filed with Departments?

Yes ☐ No ☐ N/A ☒
- 6.6

Have all of the recommendations within the latest financial examination report been complied with?

Yes ☐ No ☐ N/A ☒
- 7.1

Has this reporting entity had any Certificates of Authority, licenses or registrations (including corporate registration, if applicable) suspended or revoked by any governmental entity during the reporting period?

Yes ☐ No ☒
- 7.2

If yes, give full information:
- 8.1

Is the company a subsidiary of a bank holding company regulated by the Federal Reserve Board?

Yes ☐ No ☒
- 8.2

If response to 8.1 is yes, please identify the name of the bank holding company.
- 8.3

Is the company affiliated with one or more banks, thrifts or securities firms?

Yes ☒ No ☐
- 8.4

If response to 8.3 is yes, please provide below the names and location (city and state of the main office) of any affiliates regulated by a federal regulatory services agency [i.e. the Federal Reserve Board (FRB), the Office of the Comptroller of the Currency (OCC), the Federal Deposit Insurance Corporation (FDIC) and the Securities Exchange Commission (SEC)] and identify the affiliate's primary federal regulator.

1	2	3	4	5	6
Affiliate Name	Location (City, State)	FRB	OCC	FDIC	SEC
NYLIFE Securities LLC	New York, NY				YES
NYLIFE Distributors LLC	Jersey City, NJ				YES
Eagle Strategies LLC	New York, NY				YES
New York Life Investment Management LLC	New York, NY				YES
MacKay Shields LLC	New York, NY				YES
Institutional Capital LLC	Chicago, IL				YES
GoldPoint Partners LLC	New York, NY				YES
Cornerstone Capital Management Holdings LLC	New York, NY				YES
NYLIM Service Company LLC	Jersey City, NJ				YES
Private Advisors, L.L.C.	Richmond, VA				YES
Credit Value Partners, LLC	Greenwich, CT				YES
NYL Investors LLC	New York, NY				YES
IndexIQ Advisors LLC	Rye Brook, NY				YES
Madison Capital Funding LLC	Chicago, IL				YES

STATEMENT AS OF MARCH 31, 2017 OF THE NEW YORK LIFE INSURANCE AND ANNUITY CORPORATION

GENERAL INTERROGATORIES

- 9.1

Are the senior officers (principal executive officer, principal financial officer, principal accounting officer or controller, or persons performing similar functions) of the reporting entity subject to a code of ethics, which includes the following standards? (a) Honest and ethical conduct, including the ethical handling of actual or apparent conflicts of interest between personal and professional relationships; (b) Full, fair, accurate, timely and understandable disclosure in the periodic reports required to be filed by the reporting entity; (c) Compliance with applicable governmental laws, rules and regulations; (d) The prompt internal reporting of violations to an appropriate person or persons identified in the code; and (e) Accountability for adherence to the code.

Yes ☒ No ☐
- 9.11

If the response to 9.1 is No, please explain:
- 9.2

Has the code of ethics for senior managers been amended?

Yes ☐ No ☒
- 9.21

If the response to 9.2 is Yes, provide information related to amendment(s).
- 9.3

Have any provisions of the code of ethics been waived for any of the specified officers?

Yes ☐ No ☒
- 9.31

If the response to 9.3 is Yes, provide the nature of any waiver(s).

FINANCIAL

- 10.1

Does the reporting entity report any amounts due from parent, subsidiaries or affiliates on Page 2 of this statement?

Yes ☒ No ☐
- 10.2

If yes, indicate any amounts receivable from parent included in the Page 2 amount:

\$8,486,139

INVESTMENT

- 11.1

Were any of the stocks, bonds, or other assets of the reporting entity loaned, placed under option agreement, or otherwise made available for use by another person? (Exclude securities under securities lending agreements.)

Yes ☐ No ☒
- 11.2

If yes, give full and complete information relating thereto:
12.

Amount of real estate and mortgages held in other invested assets in Schedule BA:

\$28,943,166
13.

Amount of real estate and mortgages held in short-term investments:

\$
- 14.1

Does the reporting entity have any investments in parent, subsidiaries and affiliates?

Yes ☒ No ☐
- 14.2

If yes, please complete the following:

	1	2
	Prior Year-End Book/Adjusted Carrying Value	Current Quarter Book/Adjusted Carrying Value
14.21 Bonds	\$1,779,921,393	\$1,891,821,415
14.22 Preferred Stock	\$	\$
14.23 Common Stock	\$	\$
14.24 Short-Term Investments	\$	\$
14.25 Mortgage Loans on Real Estate	\$	\$
14.26 All Other	\$746,503,011	\$807,935,591
14.27 Total Investment in Parent, Subsidiaries and Affiliates (Subtotal Lines 14.21 to 14.26)	\$2,526,424,404	\$2,699,757,006
14.28 Total Investment in Parent included in Lines 14.21 to 14.26 above	\$	\$
- 15.1

Has the reporting entity entered into any hedging transactions reported on Schedule DB?

Yes ☒ No ☐
- 15.2

If yes, has a comprehensive description of the hedging program been made available to the domiciliary state? If no, attach a description with this statement.

Yes ☒ No ☐

STATEMENT AS OF MARCH 31, 2017 OF THE NEW YORK LIFE INSURANCE AND ANNUITY CORPORATION

GENERAL INTERROGATORIES

16. For the reporting entity's security lending program, state the amount of the following as of the current statement date:
- 16.1

Total fair value of reinvested collateral assets reported on Schedule DL, Parts 1 and 2.

\$

697,702,243
- 16.2

Total book adjusted/carrying value of reinvested collateral assets reported on Schedule DL, Parts 1 and 2.

\$

696,954,824
- 16.3

Total payable for securities lending reported on the liability page.

\$

675,214,134

17. Excluding items in Schedule E - Part 3 - Special Deposits, real estate, mortgage loans and investments held physically in the reporting entity's offices, vaults or safety deposit boxes, were all stocks, bonds and other securities, owned throughout the current year held pursuant to a custodial agreement with a qualified bank or trust company in accordance with Section 1, III - General Examination Considerations, F. Outsourcing of Critical Functions, Custodial or Safekeeping Agreements of the NAIC Financial Condition Examiners Handbook? Yes ☒ No ☐
- 17.1 For all agreements that comply with the requirements of the NAIC Financial Condition Examiners Handbook, complete the following:

1 Name of Custodian(s)	2 Custodian Address
JP Morgan Chase	4 Metro Tech Center, 16th Floor, Brooklyn, NY 11201
The Bank of New York Mellon	One Wall Street, New York, NY 10286
The Northern Trust Company	50 S. LaSalle Street, 2nd Floor, Chicago, IL 60603

- 17.2 For all agreements that do not comply with the requirements of the NAIC Financial Condition Examiners Handbook, provide the name, location and a complete explanation:

1 Name(s)	2 Location(s)	3 Complete Explanation(s)

- 17.3 Have there been any changes, including name changes, in the custodian(s) identified in 17.1 during the current quarter? Yes ☐ No ☒
- 17.4 If yes, give full information relating thereto:

1 Old Custodian	2 New Custodian	3 Date of Change	4 Reason

- 17.5 Investment management – Identify all investment advisors, investment managers, broker/dealers, including individuals that have the authority to make investment decisions on behalf of the reporting entity. For assets that are managed internally by employees of the reporting entity, note as such. ["...that have access to the investment accounts"; "...handle securities"]

1 Name of Firm or Individual	2 Affiliation
NYL Investors LLC	A
MCF Capital Management LLC	A
MacKay Shields LLC	A
Cornerstone Capital Management Holdings LLC	A
Goldpoint Partners LLC	A
Institutional Capital LLC	A
Ausbil Investment Management Limited	A
Guggenheim Partners Investment Management, LLC	U
New York Life Investment Management LLC	A
Credit Value Partners, LP	U
Cushing Asset Management	U

- 17.5097 For those firms/individuals listed in the table for Question 17.5, do any firms/individuals unaffiliated with the reporting entity (i.e. designated with a "U") manage more than 10% of the reporting entity's assets? Yes ☐ No ☒

- 17.5098 For firms/individuals unaffiliated with the reporting entity (i.e. designated with a "U") listed in the table for Question 17.5, does the total assets under management aggregate to more than 50% of the reporting entity's assets? Yes ☐ No ☒

- 17.6 For those firms or individuals listed in the table for 17.5 with an affiliation code of "A" (affiliated) or "U" (unaffiliated), provide the information for the table below.

1 Central Registration Depository Number	2 Name of Firm or Individual	3 Legal Entity Identifier (LEI)	4 Registered With	5 Investment Management Agreement (IMA) Filed
169553	NYL Investors LLC		SEC	DS
158808	MCF Capital Management LLC		SEC	NO
107717	MacKay Shields LLC	549300Y7LLC0FU7R8H16	SEC	NO
	Cornerstone Capital Management Holdings LLC			
148500			SEC	NO
116776	Goldpoint Partners LLC		SEC	DS
107149	Institutional Capital LLC	HF8BWE2C1TG670AQYS07	SEC	NO
n/a	Ausbil Investment Management Limited		ASIC	DS
	Guggenheim Partners Investment Management, LLC			
137432		549300XWQLVNUK615E79	SEC	DS
109591	New York Life Investment Management LLC	1GJ1X70LRC5K7CY9GE11	SEC	NO
154625	Credit Value Partners, LP	PH9L08JDKW4453VQ1706	SEC	DS
131517	Cushing Asset Management	549300J4XZ0ND2340P82	SEC	DS

- 18.1 Have all the filing requirements of the Purposes and Procedures Manual of the NAIC Investment Analysis Office been followed? Yes ☐ No ☒
- 18.2 If no, list exceptions:
- Initial filings that were not made within 120 days of purchase including:
- " Filings for which we have not yet received the required documentation necessary for submission to the SVO: 2
- " Filings that have been submitted but not yet rated by the SVO: 2

STATEMENT AS OF MARCH 31, 2017 OF THE NEW YORK LIFE INSURANCE AND ANNUITY CORPORATION

GENERAL INTERROGATORIES

PART 2 - LIFE & HEALTH

1.

Report the statement value of mortgage loans at the end of this reporting period for the following categories:

1

Amount

1.1

Long-Term Mortgages In Good Standing

1.11

Farm Mortgages

\$

1.12

Residential Mortgages

\$

41,984,881

1.13

Commercial Mortgages

\$

13,251,740,545

1.14

Total Mortgages in Good Standing

\$

13,293,725,426

1.2

Long-Term Mortgages In Good Standing with Restructured Terms

1.21

Total Mortgages in Good Standing with Restructured Terms

\$

1.3

Long-Term Mortgage Loans Upon which Interest is Overdue more than Three Months

1.31

Farm Mortgages

\$

1.32

Residential Mortgages

\$

1,649,222

1.33

Commercial Mortgages

\$

1.34

Total Mortgages with Interest Overdue more than Three Months

\$

1,649,222

1.4

Long-Term Mortgage Loans in Process of Foreclosure

1.41

Farm Mortgages

\$

1.42

Residential Mortgages

\$

2,620,063

1.43

Commercial Mortgages

\$

1.44

Total Mortgages in Process of Foreclosure

\$

2,620,063

1.5

Total Mortgage Loans (Lines 1.14 + 1.21 + 1.34 + 1.44) (Page 2, Column 3, Lines 3.1 + 3.2)

\$

13,297,994,711

1.6

Long-Term Mortgages Foreclosed, Properties Transferred to Real Estate in Current Quarter

1.61

Farm Mortgages

\$

1.62

Residential Mortgages

\$

1.63

Commercial Mortgages

\$

22,691,477

1.64

Total Mortgages Foreclosed and Transferred to Real Estate

\$

22,691,477

2.

Operating Percentages:

2.1

A&H loss percent

%

2.2

A&H cost containment percent

%

2.3

A&H expense percent excluding cost containment expenses

%

3.1

Do you act as a custodian for health savings accounts?

Yes [] No [X]

3.2

If yes, please provide the amount of custodial funds held as of the reporting date

\$

3.3

Do you act as an administrator for health savings accounts?

Yes [] No [X]

3.4

If yes, please provide the balance of the funds administered as of the reporting date

\$

STATEMENT AS OF MARCH 31, 2017 OF THE NEW YORK LIFE INSURANCE AND ANNUITY CORPORATION

SCHEDULE S - CEDED REINSURANCE

Showing All New Reinsurance Treaties - Current Year to Date

[illegible]

STATEMENT AS OF MARCH 31, 2017 OF THE NEW YORK LIFE INSURANCE AND ANNUITY CORPORATION

SCHEDULE T - PREMIUMS AND ANNUITY CONSIDERATIONS

Current Year To Date - Allocated by States and Territories

States, Etc.			1	Direct Business Only					
				Life Contracts		4 Accident and Health Insurance Premiums, Including Policy, Membership and Other Fees	5 Other Considerations	6 Total Columns 2 Through 5	7 Deposit-Type Contracts
				2	3				
			Active Status	Life Insurance Premiums	Annuity Considerations				
1.	Alabama	AL	L	5,495,000	36,545,844			42,040,844	633,635
2.	Alaska	AK	L	1,706,126	16,921,078			18,627,204	43,399
3.	Arizona	AZ	L	4,338,133	77,843,280			82,181,413	958,907
4.	Arkansas	AR	L	2,215,376	9,485,947			11,701,323	34,412
5.	California	CA	L	60,632,924	441,561,278			502,194,202	9,899,978
6.	Colorado	CO	L	4,707,677	80,824,243			85,531,920	572,059
7.	Connecticut	CT	L	6,899,162	49,244,537			56,143,699	895,982
8.	Delaware	DE	L	2,291,152	10,422,295			12,713,447	
9.	District of Columbia	DC	L	2,736,801	7,215,663			9,952,464	
10.	Florida	FL	L	25,362,835	204,965,858			230,328,693	2,724,025
11.	Georgia	GA	L	6,705,260	56,602,457			63,307,717	329,675
12.	Hawaii	HI	L	1,846,066	43,269,028			45,115,094	12,863
13.	Idaho	ID	L	818,539	11,202,981			12,021,520	98,616
14.	Illinois	IL	L	15,903,161	103,585,305			119,488,466	990,999
15.	Indiana	IN	L	2,673,656	41,984,347			44,658,003	795,380
16.	Iowa	IA	L	4,282,367	27,217,620			31,499,987	754,683
17.	Kansas	KS	L	3,925,334	30,635,672			34,561,006	31,809
18.	Kentucky	KY	L	2,645,433	29,326,441			31,971,874	209,500
19.	Louisiana	LA	L	12,750,107	56,653,909			69,404,016	1,891,356
20.	Maine	ME	L	841,413	12,322,894			13,164,307	199,054
21.	Maryland	MD	L	12,021,678	66,437,491			78,459,169	294,273
22.	Massachusetts	MA	L	13,876,907	157,356,511			171,233,418	888,917
23.	Michigan	MI	L	8,488,739	106,459,508			114,948,247	821,357
24.	Minnesota	MN	L	16,244,483	63,386,849			79,631,332	1,162,336
25.	Mississippi	MS	L	3,769,553	11,937,050			15,706,603	936,144
26.	Missouri	MO	L	4,492,179	53,984,179			58,476,358	828,347
27.	Montana	MT	L	1,465,320	10,391,285			11,856,605	308,421
28.	Nebraska	NE	L	2,253,880	14,216,726			16,470,606	467,982
29.	Nevada	NV	L	2,344,170	15,998,705			18,342,875	147,853
30.	New Hampshire	NH	L	1,878,257	24,200,946			26,079,203	576,597
31.	New Jersey	NJ	L	14,428,390	127,823,688			142,252,078	934,450
32.	New Mexico	NM	L	2,075,751	25,862,337			27,938,088	451,463
33.	New York	NY	L	65,418,431	246,507,715			311,926,146	4,214,057
34.	North Carolina	NC	L	4,977,357	102,556,236			107,533,593	1,303,365
35.	North Dakota	ND	L	630,172	5,712,078			6,342,250	114,841
36.	Ohio	OH	L	7,632,838	134,720,551			142,353,389	1,158,773
37.	Oklahoma	OK	L	3,630,548	22,635,000			26,265,548	506,215
38.	Oregon	OR	L	3,388,363	33,974,373			37,362,736	125,198
39.	Pennsylvania	PA	L	19,945,343	119,798,753			139,744,096	1,536,041
40.	Rhode Island	RI	L	913,078	17,961,693			18,874,771	495,230
41.	South Carolina	SC	L	3,256,666	41,365,434			44,622,100	372,411
42.	South Dakota	SD	L	6,984,673	11,653,406			18,638,079	159,948
43.	Tennessee	TN	L	3,309,521	46,082,602			49,392,123	1,129,659
44.	Texas	TX	L	35,534,448	277,217,876			312,752,324	9,605,082
45.	Utah	UT	L	2,792,427	24,410,185			27,202,612	303,931
46.	Vermont	VT	L	708,991	8,316,527			9,025,518	
47.	Virginia	VA	L	16,747,790	83,103,108			99,850,898	777,599
48.	Washington	WA	L	9,836,933	95,855,358			105,692,291	757,943
49.	West Virginia	WV	L	676,738	14,880,773			15,557,511	
50.	Wisconsin	WI	L	8,698,455	42,185,835			50,884,290	1,429,295
51.	Wyoming	WY	L	2,231,256	8,555,321			10,786,577	448,745
52.	American Samoa	AS	N						
53.	Guam	GU	L	3,369				3,369	
54.	Puerto Rico	PR	N	79,255	1,600			80,855	
55.	U.S. Virgin Islands	VI	L	8,789	4,000			12,789	
56.	Northern Mariana Islands	MP	N						
57.	Canada	CAN	N	499,279				499,279	
58.	Aggregate Other Aliens	OT	XXX	3,920,956	1,064,957			4,985,913	
59.	Subtotal	(a) 53		453,941,505	3,364,449,333			3,818,390,838	53,332,805
90.	Reporting entity contributions for employee benefits plans.....	XXX							
91.	Dividends or refunds applied to purchase paid-up additions and annuities.....	XXX							
92.	Dividends or refunds applied to shorten endowment or premium paying period.....	XXX							
93.	Premium or annuity considerations waived under disability or other contract provisions.....	XXX		19,367	1,984			21,351	
94.	Aggregate or other amounts not allocable by State.....	XXX		38,186,231				38,186,231	
95.	Totals (Direct Business).....	XXX		492,147,103	3,364,451,317			3,856,598,420	53,332,805
96.	Plus Reinsurance Assumed.....	XXX		1,059,200				1,059,200	
97.	Totals (All Business).....	XXX		493,206,303	3,364,451,317			3,857,657,620	53,332,805
98.	Less Reinsurance Ceded.....	XXX		191,965,380				191,965,380	
99.	Totals (All Business) less Reinsurance Ceded	XXX		301,240,923	3,364,451,317			3,665,692,240	53,332,805
58001.	DETAILS OF WRITE-INS ZZZ Other Alien	XXX		3,920,956	1,064,957			4,985,913	
58002.	XXX							
58003.	XXX							
58998.	Summary of remaining write-ins for Line 58 from overflow page	XXX							
58999.	Totals (Lines 58001 through 58003 plus 58998)(Line 58 above)	XXX		3,920,956	1,064,957			4,985,913	
9401.	Parent Company Contribution for Employee Benefit Plans	XXX		38,186,231				38,186,231	
9402.	XXX							
9403.	XXX							
9498.	Summary of remaining write-ins for Line 94 from overflow page	XXX							
9499.	Totals (Lines 9401 through 9403 plus 9498)(Line 94 above)	XXX		38,186,231				38,186,231	

STATEMENT AS OF MARCH 31, 2017 OF THE NEW YORK LIFE INSURANCE AND ANNUITY CORPORATION

(L) Licensed or Chartered - Licensed Insurance Carrier or Domiciled RRG; (R) Registered - Non-domiciled RRGs; (Q) Qualified - Qualified or Accredited Reinsurer; (E) Eligible - Reporting Entities eligible or approved to write Surplus Lines in the state; (N) None of the above - Not allowed to write business in the state.

(a) Insert the number of L responses except for Canada and Other Alien.

Direct Ordinary premiums and annuity considerations are allocated by states on the basis of the address to which the premium notice is sent. Corporate Owned Life Insurance and Single premiums are allocated to the residence of the insured, owner, or annuitant or to the address designated as the one to which business communications should be sent.*Premium or annuity considerations waived under disability or other contract provisions are shown in one sum on Line 93, Columns 2, 3, 4, 5, 6, and 7.**All U.S. business must be allocated by state regardless of license status.Life Insurance and Multi Funded Annuity considerations included above are actual amounts received by the Company whereas in the Separate Account the amounts may differ because of fluctuations in unit values between the record date and processing date.

SCHEDULE Y - INFORMATION CONCERNING ACTIVITIES OF INSURER MEMBERS OF A HOLDING COMPANY GROUP
PART 1 - ORGANIZATIONAL CHART

The following entities are directly controlled by New York Life Insurance Company (Parent) (entities that are indented are directly controlled by the preceding entity).

New York Life Insurance and Annuity Corporation (See page 12.2 for entity's org chart)(13-3044743) (91596)(DE)	SCP 2005-C21-067 LLC (DE)
NYLIFE Insurance Company of Arizona (52-1530175)(81353)(AZ)	SCP 2005-C21-069 LLC (DE)
New York Life Enterprises LLC (See page 12.2 for entity's org chart)(13-4199614)(DE)	SCP 2005-C21-070 LLC (DE)
NYLIFE LLC (See page 12.2 for entity's org chart)(13-4081725)(DE)	Madison Capital Funding LLC (DE)
New York Life Investment Management Holdings LLC (See page 12.4 for entity's org chart)(52-2206685)(DE)	Madison Avenue Loan Fund GP LLC (DE)
NYLife Real Estate Holdings LLC (See page 12.8 for entity's org chart)(DE)	Madison Avenue Loan Fund LP (80-0920962)(DE)
NYL Real Assets LLC (DE)	Ironshore Investment BL I Ltd. (BMU)
NYL Emerging Manager LLC (DE)	LMF WF Portfolio III, LLC (DE)
NYL Investors LLC (See page 12.3 for entity's org chart) (46-4293486)(DE)	MCF CLO I LLC (DE)
NYL Wind Investments LLC (DE)	MCF CLO II LLC (DE)
PTC Acquisitions, LLC (DE)	MCF CLO III LLC (DE)
NYMH-Farmingdale, NY LLC (DE)	MCF CLO IV LLC (DE)
NYLMDC-King of Prussia GP, LLC (DE)	MCF CLO V LLC (DE)
NYLMDC-King of Prussia Realty, LP (DE)	MCF Mezzanine Carry I LLC (DE)
NYMH-Attleboro MA, LLC (DE)	MCF Mezzanine Fund I LLC (DE)
NYMH-Ennis GP, LLC (DE)	Montpelier Carry Parent, LLC (DE)
NYMH-Ennis, L.P. (TX)	Montpelier Carry, LLC (DE)
NYMH-Freeport GP, LLC (DE)	Montpelier GP, LLC (DE)
NYMH-Freeport, L.P. (TX)	Montpelier Fund, L.P. (90-0938480) (DE)
NYMH-Houston GP, LLC (DE)	Young America Holdings, LLC (DE)
NYMH-Houston, L.P. (TX)	YAC.ECOM Incorporated (MN)
NYMH-Plano GP, LLC (DE)	Young America, LLC (MN)
NYMH-Plano, L.P. (TX)	Global Fulfillment Services, Inc. (AZ)
NYMH-San Antonio GP, LLC (DE)	SourceOne Worldwide, Inc. (MN)
NYMH-San Antonio, L.P. (TX)	YA Canada Corporation (CAN)
NYMH-Stephenville GP, LLC (DE)	Zenith Products Holdings, Inc (DE)
NYMH-Stephenville, L.P. (TX)	ZPC Holding Corp. (DE)
NYMH-Taylor GP, LLC (DE)	Zenith Products Corporation (DE)
NYMH-Taylor, L.P. (TX)	MCF Co-Investment GP, LLC (DE)
SCP 2005-C21-002 LLC (DE)	MCF Co-Investment GP, LP (DE)
SCP 2005-C21-003 LLC (DE)	Madison Capital Funding Co-Investment Fund, LP (DE)
SCP 2005-C21-006 LLC (DE)	MCF Fund I LLC (DE)
SCP 2005-C21-007 LLC (DE)	Warwick McAlester Holdings, LLC (DE)
SCP 2005-C21-008 LLC (DE)	Meeco Sullivan, LLC (DE)
SCP 2005-C21-009 LLC (DE)	Electric Avenue, LLC (DE)
SCP 2005-C21-017 LLC (DE)	Silver Spring, LLC (DE)
SCP 2005-C21-018 LLC (DE)	Silver Spring Associates, L.P. (PA)
SCP 2005-C21-021 LLC (DE)	NYLIM Flatiron CLO 2004-1 Ltd. (CYM)
SCP 2005-C21-025 LLC (DE)	NYLIM Flatiron CLO 2004-1 Equity Holdings LLC, Series A (DE)
SCP 2005-C21-031 LLC (DE)	NYLIM Flatiron CLO 2006-1 Ltd. (CYM)
SCP 2005-C21-036 LLC (DE)	NYLIM Flatiron CLO 2006-1 Equity Holdings LLC, Series A (DE)
SCP 2005-C21-041 LLC (DE)	Flatiron CLO 2007-1 Ltd. (CYM)
SCP 2005-C21-043 LLC (DE)	NYLIM Flatiron CLO 2007-1 Equity Holdings LLC, Series A (CYM)
SCP 2005-C21-044 LLC (DE)	Flatiron CLO 2011-1 Ltd. (CYM)
SCP 2005-C21-048 LLC (DE)	Flatiron CLO 2012-1 Ltd. (CYM)
SCP 2005-C21-061 LLC (DE)	Flatiron CLO 2013-1 Ltd. (CYM)
SCP 2005-C21-063 LLC (DE)	Flatiron CLO 2014-1 Ltd. (CYM)

SCHEDULE Y - INFORMATION CONCERNING ACTIVITIES OF INSURER MEMBERS OF A HOLDING COMPANY GROUP
PART 1 - ORGANIZATIONAL CHART

New York Life Insurance Company (Parent) (continued)

Flatiron CLO 2015-1 Ltd. (CYM)
Flatiron CLO 17 Ltd. (CYM)
Flatiron CLO 17 Funding Ltd. (Cayman Is.)
Stratford CDO 2001-1 Ltd. (CYM)
Silverado CLO 2006-II Limited (CYM)
 Silverado 2006-II Equity Holdings LLC, Series A (CYM)
New York Life Funding (CYM)
New York Life Global Funding (DE)
Martingale Road LLC (DE)
UFI-NOR Federal Receivables (NY)
Government Energy Savings Trust 2003-A (NY)
NYL Equipment Issuance Trust (DE)
NYL Equipment Issuance Trust 2014-2 (DE)
Cortlandt Town Center LLC (DE)
REEP-IND FREEDOM MA LLC (DE)
REEP-IND AEGEAN MA LLC (DE)
REEP-IND LYMAN MA LLC (DE)
REEP-OFC Drakes Landing CA LLC (DE)
REEP-OFC Bellevue WA LLC (DE)
REEP-IND Kent LLC (DE)
REEP-IND RTG NC LLC (DE)
REEP-IND Fridley MN LLC (MN)
REEP-IND Green Oaks IL LLC (DE)
REEP-MF Issaquah WA LLC (DE)
REEP-MF Chandler AZ LLC
REEP-MF Verde NC LLC (DE)
REEP-MF Mount Vernon GA LLC (DE)
REEP-MF Wallingford WA LLC (DE)
REEP-IND CHINO CA LLC (DE)
REEP-OFC CORPORATE POINTE CA LLC (DE)
REEP-OFC VON KARMAN CA LLC (DE)
2015 DIL PORTFOLIO HOLDINGS LLC (DE)
 CT 611 W. JOHNSON AVE LLC (DE)
 CT 550 RESEARCH PKWY LLC (DE)
 CT 160 CORPORATE COURT LLC (DE)
 NJ 663 E. CRESCENT AVE LLC (DE)
 NJ 1881 ROUTE 46 LLC (DE)
 PA 180 KOST RD LLC (DE)
JREP Fund Holdings I, L.P. (CYM)
Jaguar Real Estate Partners L.P. (CYM)
REEP-OFC One Water Ridge NC LLC (DE)
REEP-OFC Two Water Ridge NC LLC (DE)
REEP-OFC Four Water Ridge NC LLC (DE)
REEP-OFC Five Water Ridge NC LLC (DE)
REEP-OFC Six Water Ridge NC LLC (DE)
REEP-OFC Seven Water Ridge NC LLC (DE)

REEP-OFC Eight Water Ridge NC LLC (DE)
REEP-OFC Nine Water Ridge NC LLC (DE)
REEP-OFC Ten Water Ridge NC LLC (DE)
REEP-OFC Eleven Water Ridge NC LLC (DE)
REEP-OFC Water Ridge NC Holdco LLC (DE)
REEP-MF Fountain Place MN LLC(DE)
 REEP-MF FOUNTAIN PLACE LLC
REEP-OFC ONE BOWDOIN SQUARE MA LLC (DE)
REEP-IND 10 WEST II AZ LLC (Delaware)
REEP-IND 10 WEST AZ LLC(DE)

SCHEDULE Y - INFORMATION CONCERNING ACTIVITIES OF INSURER MEMBERS OF A HOLDING COMPANY GROUP
PART 1 - ORGANIZATIONAL CHART

New York Life Insurance and Annuity Corporation

Ausbil IT - Ausbil Microcap Fund (AUS)
Ausbil IT – Candriam Sustainable Global Equity Fund (AUS)
MacKay Shields Unconstrained Bond Fund (DE)

New York Life Enterprises LLC

New York Life International Holdings Limited (MUS)
NYL Cayman Holdings Ltd. (CYM)
 NYL Worldwide Capital Investments LLC (DE)
Seguros Monterrey New York Life, S.A. de C.V. (MEX)
 Inmobiliaria SMNYL, S.A. de C.V. (MEX)
 Administradora de Conductos SMNYL, S.A. de C.V. (MEX)
 Agencias de Distribucion SMNYL, S.A. de C.V. (MEX)
SEAF Sichuan SME Investment Fund LLC (DE)

NYLIFE LLC

Eagle Strategies LLC (DE)
New York Life Capital Corporation (DE)
New York Life Trust Company (13-3808042) (NY)
NYL Executive Benefits LLC (DE)
NYLIFE Securities LLC (13-2649692) (DE)
NYLINK Insurance Agency Incorporated (DE)
NYLUK I Company (GBR)
 NYLUK II Company (GBR)
 Gresham Mortgage (GBR)
 W Construction Company (GBR)
 WIM (AIM) (GBR)
 WUT (GBR)

SCHEDULE Y - INFORMATION CONCERNING ACTIVITIES OF INSURER MEMBERS OF A HOLDING COMPANY GROUP
PART 1 - ORGANIZATIONAL CHART

NYL Investors LLC

New York Life Investment Management (U.K.) Ltd. (GBR)
NYLIM Holdings NCVAD, GP, LLC (DE)
 McMorgan Northern California Value Add/Development Fund I, L.P. (DE)
 MNCVAD-IND Greenwood CA LLC (DE)
 MNCVAD-IND Norris Canyon CA LLC (DE)
 MNCVAD-CP Norris Canyon LLC (DE)
 MNCVAD-OFC 2665 North First CA LLC (DE)
 MNCVAD-SEAGATE 2665 North First LLC (DE)
 MNCVAD-IND Petaluma CA LLC (DE)
 MNCVAD-OFC Bridgepointe CA LLC (DE)
 MNCVAD-OFC Ridder Park CA LLC (DE)
 MNCVAD GRAYMARK Ridder Park LLC (DE)
 MNCVAD-OFC ONE BAY CA LLC(DE)
 MNCVAD-HARVEST ONE BAY LLC(DE)
 MNCVAD-IND RICHMOND CA LLC (DE)
Madison Core Property Fund LLC (Delaware) (NYL Investors is Non Member Manager)⁸
 MIREF 1500 Quail, LLC (Delaware)
 MIREF Mill Creek, LLC (Delaware)
 MIREF Gateway, LLC (Delaware)
 MIREF Delta Court, LLC (Delaware)
 MIREF Fremont Distribution Center, LLC (Delaware)
 MIREF Century, LLC (Delaware)
 MIREF York Road, LLC (Delaware)
 York Road EW LLC (Delaware) (64.8%)
 York Road Retail West, LLC (Delaware) (64.8%)
 2001 EW LLC (Delaware)
 2122 EW LLC (Delaware)
 MIREF Saddle River LLC (Delaware)
 MIREF DC Corp. (Delaware)
 MIREF L Street, LLC (Delaware)
 1901 L Street Corp. (Delaware)
 1901 L Street LLC (District of Columbia)
 MIREF Newpoint Commons, LLC (Delaware)
 MIREF Northsight, LLC (Delaware)
 MIREF Riverside, LLC (Delaware)
 MIREF Corporate Woods, LLC (Delaware)
 MIREF Bedminster, LLC (Delaware)
 MIREF Barton's Creek, LLC (Delaware)
 Barton's Lodge Apartments, LLC (Delaware) (90%)
 MIREF Marketpointe, LLC (Delaware)
 MIREF 101 East Crossroads, LLC (Delaware)
 101 East Crossroads, LLC (Delaware)
 MIREF Chain Bridge, LLC (Delaware)
 1991 Chain Bridge Road, LLC (Delaware)
 MIREF Aptakisic, LLC (Delaware)
 Aptakisic Creek Corporate Park, LLC (Delaware)
 MIREF Hawthorne, LLC (Delaware)
 MIREF Auburn 277, LLC (Delaware)

MIREF Sumner North, LLC (Delaware)
MIREF Wellington, LLC (Delaware)
MIREF Warner Center, LLC (Delaware)
MADISON-IND Valley Business Park CA LLC (Delaware)
MADISON-MF Duluth GA LLC (Delaware)
MADISON-MF Casa Santa Fe AZ LLC (Delaware)
MADISON-MF Cabrillo AZ LLC (Delaware)
MADISON-OFC Centerstone I CA LLC (Delaware)
MADISON-OFC Centerstone III CA LLC Delaware)
MADISON-MOB Centerstone IV CA LLC (Delaware)
MADISON-OFC Centerpoint Plaza CA LLC (Delaware)
MADISON-IND Logistics NC LLC (Delaware)
 MCPF-LRC Logistics LLC (Delaware) (90%)
MADISON-MF Desert Mirage AZ LLC (Delaware)
MADISON-OFC One Main Place OR LLC (Delaware)
MADISON-IND Fenton MO LLC (Delaware)
MADISON-IND Hitzert Roadway MO LLC (Delaware)
MADISON-MF Hoyt OR LLC (Delaware)
MADISON-RTL Clifton Heights PA LLC (Delaware)
MADISON-IND Locust CA LLC (Delaware)
MADISON-OFC Weston Pointe FL LLC (Delaware)
MADISON-MF Henderson NV LLC (Delaware)
 MCPF-SP Henderson LLC (Delaware) (90%)
 MADISON-SP Henderson LLC (Delaware) (90%)
MADISON-IND VISTA LOGISTICS OR LLC (Delaware)
 MADISON-SPECHT VISTA LOGISTICS LLC (Delaware) (95%)
MADISON-MF MCCADDEN CA LLC (Delaware)

SCHEDULE Y - INFORMATION CONCERNING ACTIVITIES OF INSURER MEMBERS OF A HOLDING COMPANY GROUP
PART 1 - ORGANIZATIONAL CHART

New York Life Investment Management Holdings LLC

Institutional Capital LLC (03-0598064)(DE)
NYLIFE Distributors LLC (13-3741759)(DE)
NYLIM Service Company LLC (DE)
MacKay Shields LLC (13-4080466)(DE)
 MacKay Shields Core Plus Opportunities Fund GP LLC (DE)
 MacKay Shields Core Plus / Opportunities Fund LP (DE)
 MacKay Shields Credit Strategy Fund Ltd (CYM)
 MacKay Shields Defensive Bond Arbitrage Fund Ltd. (BMU)
 MacKay Shields High Yield Active Core Fund GP LLC (DE)
 MacKay Shields High Yield Active Core Fund LP (DE)
 MacKay Shields Core Fixed Income Fund GP LLC (DE)
 MacKay Shields Core Fixed Income Fund LP (45-2733007)(DE)
 MacKay Shields Select High Yield Bond Fund LP
 MacKay Shields High Yield Crossover Fund LP
 MacKay Municipal Managers Opportunities GP LLC (DE)
 MacKay Municipal Opportunities Master Fund, L.P. (DE)
 MacKay Municipal Opportunities Fund, L.P. (DE)
 MacKay Municipal Managers Credit Opportunities GP LLC (DE)
 MacKay Municipal Credit Opportunities Master Fund, L.P. (DE)
 MacKay Municipal Credit Opportunities Fund, L.P. (DE)
 MacKay Municipal Credit Opportunities HL Fund, L.P.
 MacKay Municipal Short Term Opportunities Fund GP LLC (DE)
 MacKay Municipal Short Term Opportunities Fund LP (45-3041041)(DE)
 Plainview Funds plc (IRL)
 Plainview Funds plc – MacKay Shields - Emerging Markets Credit Portfolio (IRL)
 Plainview Funds plc – MacKay Shields - Flexible Bond Portfolio (IRL)
 Plainview Funds plc – MacKay Shields - Unconstrained Bond Portfolio (IRL)
 Plainview Funds plc – MacKay Shields - Floating Rate High Yield Portfolio (IRL)
 Plainview Funds plc – MacKay Shields Core Plus Opportunities Portfolio (IRL)
 MacKay Shields Statutory Trust – High Yield Bond Series (CT)
 MacKay Shields (International) Ltd. (GBR)
 MacKay Shields (Services) Ltd. (GBR)
 MacKay Shields UK LLP (GBR)
 MacKay Shields Global Derivatives LLC (DE)
 MacKay Municipal Managers Puerto Rico Opportunities GP LLC (DE)
 MacKay Puerto Rico Opportunities Fund, L.P. (DE)
 MacKay Puerto Rico Opportunities Feeder Fund, L.P. (DE)
 MacKay Municipal Managers California Opportunities GP LLC (DE)
 MacKay Municipal California Opportunities Fund, L.P. (DE)
 MacKay Municipal Capital Trading GP LLC
 MacKay Municipal Capital Trading Master Fund, L.P.
 MacKay Municipal Capital Trading Fund, L.P.
 MacKay Municipal Managers Strategic Opportunities GP LLC (Delaware)
 MacKay Municipal Managers Strategic Opportunities Fund, L.P. (Delaware)

MacKay Municipal New York Opportunities GP LLC (DE)
 MacKay Municipal New York Opportunities Fund, L.P.(DE)
 MacKay Municipal Opportunities HL Fund, L.P.
 Cornerstone Capital Management Holdings LLC (13-5582869)(DE)
 Cornerstone Capital Management LLC (41-1763532)(DE)
 Cornerstone US Equity Market Neutral Fund, LLC (DE)
 Cornerstone Capital Management Large-Cap Enhanced Index Fund GP, LLC (DE)
 Cornerstone Capital Management Large-Cap Enhanced Index Fund L.P. (DE)
NYL Workforce GP LLC (DE)
New York Life Investment Management Holdings International S.á.r.l. (LUX)
 New York Life Investment Management Holdings II International S.á.r.l. (LUX)
 New York Life Investment Management Global Holdings S.á.r.l. (LUX)
 Candriam Luxco S.á.r.l. (LUX)
 Ausbil Investment Management Limited (LUX)
 Ausbil Australia Pty. Ltd. (AUS)
 Ausbil Asset Management Pty. Ltd. (AUS)
 Ausbil Investment Management Ltd Employee Share Trust(AUS)
 Candriam Luxembourg, partnership limited by shares (LUX)
 Candriam Luxembourg Italy Branch
 Candriam Luxembourg UK Establishment
 Candriam Luxembourg Germany Branch
 Candriam Luxembourg US Branch
 Candriam Luxembourg Spain Branch
 Candriam Luxembourg Netherland Branch
 Candriam Luxembourg MENA Branch (Dubai, UAE)
 Candriam France, simplified joint-stock company (FRA)
 Candriam Monétaire (FRA)
 Candriam Switzerland LLC, limited liability company (CHE)
 Candriam Belgium, public limited company (BEL)
 Candriam Bonds Convertible Opportunities (LUX)
 Candriam Alternative Return Equity Market Neutral (LUX)
 Cordius CIG (LUX)
New York Life Investment Management LLC (DE)
 NYLIM-GCR Fund I, LLC (DE)
 NYLIM Fund II GP, LLC (DE)
 NYLIM Real Estate Mezzanine Fund II, LP (DE)
 NYLIM-TND, LLC (DE)
 WFHG GP, LLC (DE)
 Workforce Housing Fund I-2007 LP (DE)
 Evolve Asset Management, Ltd. (IND)

SCHEDULE Y - INFORMATION CONCERNING ACTIVITIES OF INSURER MEMBERS OF A HOLDING COMPANY GROUP
PART 1 - ORGANIZATIONAL CHART

New York Life Investment Management Holdings LLC (continued)

GoldPoint Partners LLC (13-4091043) (DE)
 GoldPoint Mezzanine Partners IV GenPar GP, LLC (DE)
 GoldPoint Mezzanine Partners Offshore IV, L.P. (CYM)
 GoldPoint Mezzanine Partners IV GenPar LP (DE)
 GoldPoint Mezzanine Partners IV, LP (DE)
 GPP Mezzanine Blocker Holdco A, LP (DE)
 GPP Mezzanine Blocker Holdco Preferred A, LP (DE)
 GPP Mezzanine Blocker A, LP (DE)
 GPP Mezzanine Blocker Holdco B, LP (DE)
 GPP Mezzanine Blocker B, LP (DE)
 GPP Mezzanine Blocker Holdco C, LP (Delaware)
 GPP Mezzanine Blocker C, LP (Delaware)
 GoldPoint Mezzanine Partners Co-Investment Fund A, LP (DE)
NYLCAP 2010 Co-Invest GenPar GP, LLC (DE)
 NYLCAP 2010 Co-Invest GenPar L.P. (DE)
 NYLCAP 2010 Co-Invest L.P. (DE)
 NYLCAP 2010 Co-Invest ECI Blocker Holdco A L.P. (DE)
 NYLCAP 2010 Co-Invest ECI Blocker A L.P. (DE)
GoldPoint Partners Co-Investment V GenPar GP LLC (DE)
 GoldPoint Partners Co-Investment V GenPar, L.P. (DE)
 NYLCAP 2010 Co-Invest ECI Blocker Holdco B L.P. (DE)
 NYLCAP 2010 Co-Invest ECI Blocker B L.P. (DE)
 NYLCAP 2010 Co-Invest ECI Blocker Holdco E L.P. (DE)
 NYLCAP 2010 Co-Invest ECI Blocker E L.P. (DE)
 NYLCAP 2010 Co-Invest ECI Blocker Holdco F L.P. (DE)
 NYLCAP 2010 Co-Invest ECI Blocker F L.P. (DE)
 NYLCAP 2010 Co-Invest ECI Blocker Holdco G L.P. (DE)
 NYLCAP 2010 Co-Invest ECI Blocker G L.P. (DE)
New York Life Capital Partners, LLC (DE)
 New York Life Capital Partners, LP (13-4091045) (DE)
New York Life Capital Partners II, LLC (DE)
 New York Life Capital Partners II, L.P. (DE)
New York Life Capital Partners III GenPar GP, LLC (DE)
 New York Life Capital Partners III GenPar, LP (DE)
 New York Life Capital Partners III, LP (DE)
 New York Life Capital Partners III-A, LP (DE)
New York Life Capital Partners IV GenPar GP, LLC (DE)
 New York Life Capital Partners IV GenPar, LP (DE)
 New York Life Capital Partners IV, LP (DE)
New York Life Capital Partners IV-A, LP (DE)
GoldPoint Partners Co-Investment V, LP (DE)
 GoldPoint Partners Co-Investment V ECI Blocker Holdco A, LP (DE)
 GoldPoint Partners Co-Investment V ECI Blocker A, LP (DE)
GoldPoint Partners Co-Investment V ECI Blocker Holdco B, LP (DE)

GoldPoint Partners Co-Investment V ECI Blocker B, LP (DE)
GoldPoint Partners Co-Investment V ECI Blocker Holdco C, LP (DE)
 GoldPoint Partners Co-Investment V ECI Blocker C, LP (DE)
GoldPoint Partners Co-Investment V ECI Blocker Holdco D, LP (DE)
 GoldPoint Partners Co-Investment V ECI Blocker D, LP (DE)
GoldPoint Partners Co-Investment V ECI Blocker Holdco E, LP (DE)
 GoldPoint Partners Co-Investment V ECI Blocker E, LP (DE)
GoldPoint Partners Co-Investment V ECI Blocker Holdco F, LP
 GoldPoint Partners Co-Investment V ECI Blocker F, LP
GoldPoint Partners Co-Investment V ECI Blocker Holdco G, LP (DE)
 GoldPoint Partners Co-Investment V ECI Blocker G, LP (DE)
GoldPoint Partners Co-Investment Fund-A, LP
NYLCAP India Funding LLC (DE)
 NYLIM-JB Asset Management Co. (Mauritius) LLC (MUS)
 New York Life Investment Management India Fund II, LLC (Mauritius) (MUS)
 New York Life Investment Management India Fund (FVCI) II, LLC (Mauritius) (MUS)
NYLCAP India Funding III LLC (DE)
 NYLIM-Jacob Ballas Asset Management Company III (Mauritius) LLC (MUS)
 NYLIM Jacob Ballas India Fund III (Mauritius) LLC (MUS)
 NYLIM Jacob Ballas Capital India (FVCI) III (Mauritius) LLC (MUS)
 NYLIM Jacob Ballas India (FII) III (Mauritius) LLC (MUS)
NYLIM Jacob Ballas India Holdings (Mauritius) IV
NYLCAP Holdings (Mauritius) LLC (MUS)
 Jacob Ballas Capital India PVT, LTD (MUS)
NYLIM Mezzanine GenPar GP, LLC (DE)
 NYLIM Mezzanine GenPar, LP (DE)
 New York Life Investment Management Mezzanine Partners, LP (DE)
 NYLIM Mezzanine Partners Parallel Fund, LP (DE)
NYLIM Mezzanine Partners II GenPar GP, LLC (DE)
 NYLIM Mezzanine Offshore Partners II, LP (CYM)
 NYLIM Mezzanine Partners II GenPar, LP (DE)
 New York Life Investment Management Mezzanine Partners II, LP (DE)
 NYLIM Mezzanine Partners II Parallel Fund, LP (DE)
 NYLIM Mezzanine II Parallel Luxco S.a.r.l. (LUX)
 Voice Holdco Ltd. (CAN)
NYLCAP Mezzanine Partners III GenPar GP, LLC (DE)
 NYLCAP Mezzanine Partners III GenPar, LP (DE)
 NYLCAP Mezzanine Partners III-K, LP (DE)
 NYLCAP Mezzanine Partners III, LP (DE)
 NYLCAP Mezzanine Partners III Parallel Fund, LP (DE)
 NYLCAP Mezzanine Partners III 2012 Co-Invest, LP (DE)

SCHEDULE Y - INFORMATION CONCERNING ACTIVITIES OF INSURER MEMBERS OF A HOLDING COMPANY GROUP
PART 1 - ORGANIZATIONAL CHART

New York Life Investment Management Holdings LLC (continued)

NYLCAP Mezzanine Partners III 2012 Co-Invest ECI Blocker Holdco A, LP (DE)	PACIF IV GP LLC (DE)
NYLCAP Mezzanine Partners III 2012 Co-Invest ECI Blocker A, LP (DE)	Private Advisors Coinvestment Fund IV LP (DE)
NYLCAP Mezzanine Partners III 2012 Co-Invest ECI Blocker Holdco B, LP (DE)	PACIF IV Carry Parent, LLC (DE)
NYLCAP Mezzanine Partners III 2012 Co-Invest ECI Blocker B, LP (DE)	PACIF IV Carry, LLC (DE)
NYLCAP Mezzanine Partners III 2012 Co-Invest ECI Blocker Holdco C, LP (DE)	PASCCIF GP, LLC (DE)
NYLCAP Mezzanine Partners III 2012 Co-Invest ECI Blocker C, LP (DE)	Private Advisors Small Company Coinvestment Fund, LP (DE)
NYLCAP Mezzanine Partners III 2012 Co-Invest ECI Blocker Holdco D, LP (DE)	Private Advisors Small Company Coinvestment Fund-ERISA, LP (Delaware)
NYLCAP Mezzanine Partners III 2012 Co-Invest ECI Blocker D, LP (DE)	PASCCIF Carry Parent, LLC (DE)
NYLCAP Mezzanine Partners III 2012 Co-Invest ECI Blocker Holdco E, LP (DE)	PASCCIF Carry, LLC (DE)
NYLCAP Mezzanine Partners III 2012 Co-Invest ECI Blocker Holdco F,LP	Private Advisors Small Company Buyout Fund II, L.P. (DE)
NYLCAP Mezzanine Partners III 2012 Co-Invest ECI Blocker F, LP	PASCBF III GP, LLC (DE)
NYLCAP Mezzanine Offshore Partners III, L.P. (DE)	Private Advisors Small Company Buyout Fund III, LP (DE)
NYLCAP Select Manager GenPar, LP (DE)	PASCBF IV Carry Parent, LLC (DE)
NYLCAP Select Manager GenPar GP, LLC (DE)	PASCBF IV Carry, LLC (DE)
NYLCAP Select Manager Fund, LP (DE)	PASCBF IV GP, LLC (DE)
NYLCAP Select Manager Cayman Fund, LP (CYM)	Private Advisors Small Company Buyout Fund IV, LP (DE)
NYLCAP Select Manager II GenPar GP, LLC (DE)	PASCBF V Carry Parent, LLC (DE)
NYLCAP Select Manager II GenPar GP L.P. (CYM)	PASCBF V Carry, LLC (DE)
NYLCAP Select Manager Fund II, L.P. (CYM)	PASCBF V GP, LLC (DE)
NYLCAP Canada GenPar Inc. (CAN)	Private Advisors Small Company Buyout Fund V, LP (DE)
NYLCAP Select Manager Canada Fund, LP (CAN)	Private Advisors Small Company Buyout V, ERISA Fund, LP (DE)
NYLCAP Canada II GenPar Inc. (CAN)	PASCPEF VI Carry Parent, LLC (DE)
NYLCAP Select Manager Canada Fund II, L.P. (CAN)	PASPEF VI Carry, LLC (DE)
GoldPoint Partners Select Manager III GenPar GP, LLC (DE)	PASCPEF VI GP, LLC (DE)
GoldPoint Partners Select Manager III GenPar, L.P. (CYM)	Private Advisors Small Company Private Equity Fund VI, LP (DE)
GoldPoint Partners Select Manager Fund III, L.P. (CYM)	Private Advisors Small Company Private Equity Fund VI (Cayman), LP (CYM)
GoldPoint Partners Select Manager Fund III AIV, L.P.	PASCPEF VII GP, LLC (DE)
GoldPoint Partners Canada III GenPar, Inc	Private Advisors Small Company Private Equity Fund VII, LP (DE)
GoldPoint Partners Select Manager Canada Fund III, L.P.	PASCPEF VII Carry Parent, LLC (DE)
GoldPoint Partners Co-Investment VI GenPar GP LLC (Delaware)	PASCPEF VII Carry, LLC (DE)
GoldPoint Partners Co-Investment VI GenPar, LP (Delaware)	PA Real Assets Carry Parent, LLC (DE)
GoldPoint Partners Co-Investment VI, LP	PA Real Assets Carry, LLC (DE)
Private Advisors LLC (54-1886751)(DE)	PA Emerging Manager Carry Parent, LLC (DE)
PACIF GP, LLC (DE)	PA Emerging Manager Carry, LLC (DE)
Private Advisors Coinvestment Fund, LP (DE)	RIC I GP, LLC (DE)
PACIF Carry Parent, LLC (DE)	Richmond Coinvestment Partners I, LP (DE)
PACIF Carry, LLC (DE)	RIC I Carry Parent, LLC (DE)
PACIF II Carry Parent, LLC (DE)	RIC I Carry, LLC (DE)
PACIF II Carry, LLC (DE)	PARAF GP, LLC (DE)
PACIF II GP, LLC (DE)	Private Advisors Real Assets Fund, LP (DE)
Private Advisors Coinvestment Fund II, LP (DE)	PARAF Carry Parent, LLC (DE)
PACIF III Carry Parent, LLC (DE)	PARAF Carry, LLC (DE)
PACIF III Carry, LLC (DE)	
PACIF III GP, LLC (DE)	
Private Advisors Coinvestment Fund III, LP (46-1360141) (DE)	

SCHEDULE Y - INFORMATION CONCERNING ACTIVITIES OF INSURER MEMBERS OF A HOLDING COMPANY GROUP
PART 1 - ORGANIZATIONAL CHART

New York Life Investment Management Holdings LLC (continued)

Cuyahoga Capital Partners I Management Group, LLC (DE)
Cuyahoga Capital Partners II Management Group LLC (DE)
Cuyahoga Capital Partners III Management Group LLC (DE)
Cuyahoga Capital Partners IV Management Group LLC (DE)
PASF V GP, LLC
 Private Advisors Secondary Fund V, LP
PASF V Carry Parent, LLC
 PASF V Carry, LLC
Cuyahoga Capital Emerging Buyout Partners Management Group LLC (DE)
UVF GP, LLC (DE)
Undiscovered Value Fund, LP (DE)
Undiscovered Value Fund, Ltd. (CYM)
 Undiscovered Value Master Fund SPC (CYM)
 Private Advisors Stable Value Fund, Ltd. (DE)
Index IQ Holdings Inc. (DE)
Financial Development LLC (DE)
 IndexIQ, Inc. (DE)
 IndexIQ LLC (DE)
 IndexIQ Advisors LLC (DE)
New York Life Investment Management Asia Limited (CYM)
NYLIM Alternatives LLC (DE)
 CVP Holdings, LLC (DE)
 CVP CLO Manager, LLC (DE)
 Credit Value Partners, LLC (DE)
 CHIPC Evergreen General, LLC (DE)
 CHIPC Evergreen Intermediate Fund, LP (Cayman Is.)
 CVP High Income Private Credit Master Fund, LP (Cayman Is.)
 CVP High Income Private Credit Evergreen Fund (Cayman), LP (Cayman Is.)
 CVP High Income Private Credit Evergreen Fund, LP (Delaware)
 CVP Loan Servicing LLC (Delaware)
 CHIPC PE General, LLC (Delaware)
 CHIPC PE Intermediate Fund, LP (Cayman Is.)
 CVP High Income Private Equity PE Fund (Cayman), LP (Cayman Is.)
 CVP High Income Private Credit PE Fund, LP (Delaware)
 CVP Distressed Fund, LLC (Delaware)
 CVF IV General, LLC (Delaware)
 Credit Value Fund IV, LP (Delaware)
 Credit Value Fund (Cayman) IV, LP (Cayman Is.)
 Credit Value Intermediate Fund IV, LP (Cayman Is.)
 Credit Value Master Fund IV-A, LP (Cayman Is.)
 Credit Value Master Fund IV-B, LP (Cayman Is.)
 CVP SPV LLC (Delaware)

SCHEDULE Y - INFORMATION CONCERNING ACTIVITIES OF INSURER MEMBERS OF A HOLDING COMPANY GROUP
PART 1 - ORGANIZATIONAL CHART

NYLife Real Estate Holdings LLC

CC Acquisitions, LP (DE)
Huntsville NYL LLC (DE)
REEP-MF Cumberland TN LLC (DE)
 Cumberland Apartments, LLC (TN)
REEP-RTL Bradford PA LLC (DE)
REEP-IND Forest Park NJ LLC (DE)
 FP Building 1-2-3 LLC (DE)
 FP Building 4 LLC (DE)
 FP Building 17, LLC (DE)
 FP Building 18, LLC (DE)
 FP Building 19, LLC (DE)
 FP Building 20, LLC (DE)
 FP Mantua Grove LLC (DE)
 Lot 1.01 LLC (DE) FP
REEP-IND NJ LLC (DE)
 NJIND JV LLC (DE)
 NJIND Hook Road LLC (DE)
 NJIND Raritan Center LLC (DE)
 NJIND Talmadge Road LLC (DE)
 NJIND Bay Avenue LLC (DE)
 NJIND Melrich Road LLC (DE)
 NJIND Carter Drive LLC (DE)
 NJIND Corbin Street LLC (DE)
REEP-MF Marina Landing WA LLC (DE)
 REEP-SP Marina Landing LLC (DE)
REEP-IND Valwood TX LLC (DE)
REEP-MF Enclave TX LLC (DE)
REEP-MF Mira Loma II TX LLC (DE)
REEP-MF Summitt Ridge CO LLC (DE)
REEP-OF Centerpointe VA LLC (DE)
REEP-OFC 575 Lex NY LLC (DE)
REEP-OFC 575 Lex NY GP LLC (DE)
REEP-OFC Westory DC LLC (DE)
REEP-RTL SASI GA LLC (DE)
REEP-MF Woodridge IL LLC (DE)
REEP-IND Continental NC LLC (DE)
 LRC-Patriot, LLC (DE)
 REEP-LRC Industrial LLC (DE)
REEP-OFC 525 N Tryon NC LLC (DE)
 525 Charlotte Office LLC (DE)
REEP-OFC Royal Centre GA LLC (DE)
 Royal Centre, LLC (DE)
REEP-RTL CTC NY LLC (DE)
REEP-OFC 5005 LBJ Freeway TX LLC (DE)
 5005 LBJ Tower LLC (DE)
REEP-MF SPENCER NV LLC (DE)
 REEP-HZ SPENCER JV LLC (DE)
 REEP-HZ SPENCER LLC (DE)
REEP-OFC/RTL MARKET ROSS TX LLC (DE)

MARKET ROSS TX JV LLC (DE)
MARKET ROSS TX GARAGE OWNER LLC (DE)
MARKET ROSS TX OFFICE OWNER LLC (DE)
MARKET ROSS TX RETAIL OWNER LLC (DE)
REEP-OFC Mallory TN LLC (DE)
 3665 Mallory JV LLC (DE)
REEP-OFC WATER RIDGE NC LLC (DE)

STATEMENT AS OF MARCH 31, 2017 OF THE NEW YORK LIFE INSURANCE AND ANNUITY CORPORATION

SCHEDULE Y

PART 1A - DETAIL OF INSURANCE HOLDING COMPANY SYSTEM

1	2	3	4	5	6	7	8	9	10	11	12	13	14	15	16
Group Code	Group Name	NAIC Company Code	ID Number	Federal RSSD	CIK	Name of Securities Exchange if Publicly Traded (U.S. or International)	Names of Parent, Subsidiaries Or Affiliates	Domi-ciliary Location	Relation-ship to Reporting Entity	Directly Controlled by (Name of Entity/Person)	Type of Control (Ownership, Board, Management, Attorney-in-Fact, Influence, Other)	If Control is Owner-ship Provide Percen-tage	Ultimate Controlling Entity(ies)/Person(s)	Is an SCA Filing Re-quired? (Y/N)	*
0826	New York Life Group	66915	13-5582869	1583827	0000071633		New York Life Insurance Company New York Life Insurance & Annuity Corporation	NY	UDP						
0826	New York Life Group	91596	13-3044743	3683691	0000727136			DE		New York Life Insurance Company New York Life Insurance & Annuity Corporation	Ownership	100.000	New York Life Insurance Company	N	
		00000					Ausbil IT – Ausbil Microcap Fund Ausbil IT Candriam Sustainable Global Equity Fund	AUS	DS	Corporation	Ownership	9.710	New York Life Insurance Company	N	
		00000						AUS	DS	Corporation	Ownership	34.940	New York Life Insurance Company	N	
		00000					New York Life Investment Management LLC	DE	NIA	New York Life Investment Management Holdings LLC	Ownership	100.000	New York Life Insurance Company	N	
		00000					MacKay Shields Unconstrained Bond Fund	DE	DS	Corporation	Ownership	100.000	New York Life Insurance Company	N	
0826	New York Life Group	81353	52-1530175				NYLIFE Insurance Company of Arizona	AZ	IA	New York Life Insurance Company	Ownership	100.000	New York Life Insurance Company	N	
		00000	13-4199614				New York Life Enterprises LLC	DE	NIA	New York Life Insurance Company	Ownership	100.000	New York Life Insurance Company	N	
		00000					New York Life International Holdings Limited	MUS	NIA	New York Life Enterprises LLC	Ownership	84.380	New York Life Insurance Company	N	
		00000					New York Life International Holdings Limited	MUS	NIA	NYL Cayman Holdings Ltd.	Ownership	15.620	New York Life Insurance Company	N	
		00000					NYL Cayman Holdings Ltd.	CYM	NIA	New York Life Enterprises LLC	Ownership	100.000	New York Life Insurance Company	N	
		00000					NYL Worldwide Capital Investments, LLC	DE	NIA	NYL Cayman Holdings Ltd.	Ownership	100.000	New York Life Insurance Company	N	
		00000					Seguros Monterrey New York Life, S.A. de C.V.	MEX	IA	New York Life Enterprises LLC	Ownership	100.000	New York Life Insurance Company	N	
		00000					Administradora de Conductos SMNYL, S.A. de C.V.	MEX	NIA	Seguros Monterrey New York Life, S.A. de C.V.	Ownership	99.000	New York Life Insurance Company	N	
		00000					Agencias de Distribucion SMNYL, S.A. de C.V.	MEX	NIA	C.V.	Ownership	99.000	New York Life Insurance Company	N	
		00000					Inmobiliaria SMNYL, S.A. de C.V.	MEX	NIA	Seguros Monterrey New York Life, S.A. de C.V.	Ownership	99.000	New York Life Insurance Company	N	
		00000					Inmobiliaria SMNYL, S.A. de C.V.	MEX	NIA	Agencias de Distribucion SMNYL, S.A. de C.V.	Ownership	1.000	New York Life Insurance Company	N	
		00000					SEAF Sichuan SME Investment Fund LLC	DE	NIA	New York Life Enterprises LLC	Ownership	39.980	New York Life Insurance Company	N	
		00000					NYL Real Assets LLC	DE	NIA	New York Life Insurance Company	Ownership	100.000	New York Life Insurance Company	N	
		00000					NYL Emerging Manager LLC	DE	NIA	New York Life Insurance Company	Ownership	100.000	New York Life Insurance Company	N	
		00000					NYL Investors LLC	DE	NIA	New York Life Insurance Company	Ownership	100.000	New York Life Insurance Company	N	
		00000					NYL Investors (UK) Limited		NIA	NYL Investors LLC	Ownership	100.000	New York Life Insurance Company	N	
		00000					NYLIM Holdings NCVAD GP LLC	DE	NIA	NYL Investors LLC	Ownership	100.000	New York Life Insurance Company	N	
		00000					McMorgan Northern California Value Add/Development Fund I, L.P.	DE	NIA	NYLIM Holdings NCVAD GP LLC	Ownership	50.000	New York Life Insurance Company	N	
		00000					MNCVAD-IND Greenwood CA LLC	DE	NIA	McMorgan Northern California Value Add/Development Fund I, L.P.	Ownership	100.000	New York Life Insurance Company	N	
		00000					MNCVAD-IND Norris Canvon CA LLC	DE	NIA	McMorgan Northern California Value Add/Development Fund I, L.P.	Ownership	100.000	New York Life Insurance Company	N	
		00000					MNVVAD-CP Norris Canvon LLC	DE	NIA	MNCVAD-IND Norris Canvon CA LLC	Ownership	94.000	New York Life Insurance Company	N	
		00000					MNCVAD-OFC 2665 North First CA LLC	DE	NIA	McMorgan Northern California Value Add/Development Fund I, L.P.	Ownership	100.000	New York Life Insurance Company	N	
		00000					MNCVAD-SEAGATE 2665 North First LLC	DE	NIA	MNCVAD-OFC 2665 North First CA LLC	Ownership	90.000	New York Life Insurance Company	N	
		00000					MNCVAD-IND Petaluma CA LLC	DE	NIA	McMorgan Northern California Value Add/Development Fund I, L.P.	Ownership	100.000	New York Life Insurance Company	N	
		00000					MNCVAD-OFC Bridgepointe CA LLC	DE	NIA	McMorgan Northern California Value Add/Development Fund I, L.P.	Ownership	100.000	New York Life Insurance Company	N	
		00000					MNCVAD-OFC RIDDER PARK CA LLC	DE	NIA	McMorgan Northern California Value Add/Development Fund I, L.P.	Ownership	100.000	New York Life Insurance Company	N	
		00000					MNCVAD-GRAYMARK Ridder Park LLC	DE	NIA	MNCVAD-OFC RIDDER PARK CA LLC	Ownership	97.500	New York Life Insurance Company	N	
		00000					MNCVAD-OFC ONEBAY CA LLC	DE	NIA	McMorgan Northern California Value Add/Development Fund I, L.P.	Ownership	100.000	New York Life Insurance Company	N	

STATEMENT AS OF MARCH 31, 2017 OF THE NEW YORK LIFE INSURANCE AND ANNUITY CORPORATION

SCHEDULE Y

PART 1A - DETAIL OF INSURANCE HOLDING COMPANY SYSTEM

1	2	3	4	5	6	7	8	9	10	11	12	13	14	15	16
Group Code	Group Name	NAIC Company Code	ID Number	Federal RSSD	CIK	Name of Securities Exchange if Publicly Traded (U.S. or International)	Names of Parent, Subsidiaries Or Affiliates	Domi-ciliary Location	Relation-ship to Reporting Entity	Directly Controlled by (Name of Entity/Person)	Type of Control (Ownership, Board, Management, Attorney-in-Fact, Influence, Other)	If Control is Owner-ship Provide Percen-tage	Ultimate Controlling Entity(ies)/Person(s)	Is an SCA Filing Re-quired? (Y/N)	*
		.00000					MNCVAD-HARVEST ONE BAY LLC	DE	NIA	MNCVAD-OFC ONEBAY CA LLC	Ownership	95.000	New York Life Insurance Company	N	
		.00000					MNCVAD-IND RICHMOND CA LLC	DE	NIA	McMorgan Northern California Value Add/Development Fund I, L.P.	Ownership	100.000	New York Life Insurance Company	N	
		.00000	13-4081725	2928649	0001270096		NYLIFE LLC	DE	NIA	New York Life Insurance Company	Ownership	100.000	New York Life Insurance Company	N	
		.00000					Eagle Strategies LLC	DE	NIA	NYLIFE LLC	Ownership	100.000	New York Life Insurance Company	N	
		.00000					New York Life Capital Corporation	DE	NIA	NYLIFE LLC	Ownership	100.000	New York Life Insurance Company	N	
		.00000					NYL Executive Benefits LLC	DE	NIA	NYLIFE LLC	Ownership	100.000	New York Life Insurance Company	N	
		.00000	13-2649692		0000071637		NYLIFE Securities LLC	DE	NIA	NYLIFE LLC	Ownership	100.000	New York Life Insurance Company	N	
		.00000					NYLINK Insurance Agency Incorporated	DE	NIA	NYLIFE LLC	Ownership	100.000	New York Life Insurance Company	N	
		.00000					NYLUK I Company	GBR	NIA	NYLIFE LLC	Ownership	100.000	New York Life Insurance Company	N	
		.00000					NYLUK II Company	GBR	NIA	NYLUK I Company	Ownership	100.000	New York Life Insurance Company	N	
		.00000					Gresham Mortgage	GBR	NIA	NYLUK II Company	Ownership	100.000	New York Life Insurance Company	N	
		.00000					W Construction Company	GBR	NIA	NYLUK II Company	Ownership	100.000	New York Life Insurance Company	N	
		.00000					WIM (AIM)	GBR	NIA	NYLUK II Company	Ownership	100.000	New York Life Insurance Company	N	
		.00000					WUT	GBR	NIA	NYLUK II Company	Ownership	100.000	New York Life Insurance Company	N	
		.00000					JREP Fund Holdings I, L.P.	CYM	NIA	New York Life Insurance Company	Ownership	12.500	New York Life Insurance Company	N	
		.00000					Jaguar Real Estate Partners L.P.	CYM	NIA	New York Life Insurance Company	Ownership	30.300	New York Life Insurance Company	N	
		.00000					NYL Wind Investments LLC	DE	NIA	New York Life Insurance Company	Ownership	100.000	New York Life Insurance Company	N	
		.00000					PTC Acquisitions, LLC	DE	NIA	New York Life Insurance Company	Ownership	100.000	New York Life Insurance Company	N	
		.00000					NyLife Real Estate Holdings, LLC	DE	NIA	New York Life Insurance Company	Ownership	100.000	New York Life Insurance Company	N	
		.00000					CC Acquisitions, LP	DE	NIA	NYLife Real Estate Holdings, LLC	Ownership	100.000	New York Life Insurance Company	N	
		.00000		3663273			Huntsville NVL LLC	DE	NIA	NYLife Real Estate Holdings, LLC	Ownership	100.000	New York Life Insurance Company	N	
		.00000					REEP-IND FREEDOM MA LLC	DE	NIA	New York Life Insurance Company	Ownership	100.000	New York Life Insurance Company	N	
		.00000					REEP-IND AEGEAN MA LLC	DE	NIA	New York Life Insurance Company	Ownership	100.000	New York Life Insurance Company	N	
		.00000					REEP-IND LYMAN MA LLC	DE	NIA	New York Life Insurance Company	Ownership	100.000	New York Life Insurance Company	N	
		.00000					REEP-IND Kent LLC	DE	NIA	New York Life Insurance Company	Ownership	100.000	New York Life Insurance Company	N	
		.00000					REEP-MF Cumberland TN LLC	DE	NIA	NYLife Real Estate Holdings, LLC	Ownership	100.000	New York Life Insurance Company	N	
		.00000					Cumberland Apartments, LLC	TN	NIA	REEP-MF Cumberland TN LLC	Ownership	100.000	New York Life Insurance Company	N	
		.00000					REEP-RTL Bradford PA LLC	DE	NIA	NYLife Real Estate Holdings, LLC	Ownership	100.000	New York Life Insurance Company	N	
		.00000					REEP-IND Forest Park NJ LLC	DE	NIA	NYLife Real Estate Holdings, LLC	Ownership	100.000	New York Life Insurance Company	N	
		.00000					FP Building 1-2-3 LLC	DE	NIA	REEP-IND Forest Park NJ LLC	Ownership	100.000	New York Life Insurance Company	N	
		.00000					FP Building 4 LLC	DE	NIA	REEP-IND Forest Park NJ LLC	Ownership	100.000	New York Life Insurance Company	N	
		.00000					FP Building 17, LLC	DE	NIA	REEP-IND Forest Park NJ LLC	Ownership	100.000	New York Life Insurance Company	N	
		.00000					FP Building 18, LLC	DE	NIA	REEP-IND Forest Park NJ LLC	Ownership	100.000	New York Life Insurance Company	N	
		.00000					FP Building 19, LLC	DE	NIA	REEP-IND Forest Park NJ LLC	Ownership	100.000	New York Life Insurance Company	N	
		.00000					FP Building 20, LLC	DE	NIA	REEP-IND Forest Park NJ LLC	Ownership	100.000	New York Life Insurance Company	N	
		.00000					FP Mantua Grove LLC	DE	NIA	REEP-IND Forest Park NJ LLC	Ownership	100.000	New York Life Insurance Company	N	
		.00000					FP Lot 1.01 LLC	DE	NIA	REEP-IND Forest Park NJ LLC	Ownership	100.000	New York Life Insurance Company	N	
		.00000					REEP-IND Continental NC LLC	DE	NIA	NYLife Real Estate Holdings, LLC	Ownership	100.000	New York Life Insurance Company	N	
		.00000					LRC-Patriot, LLC	DE	NIA	REEP-IND Continental NC LLC	Ownership	93.000	New York Life Insurance Company	N	
		.00000					REEP-LRC Industrial LLC	DE	NIA	LRC-Patriot, LLC	Ownership	100.000	New York Life Insurance Company	N	
		.00000					REEP-OFC 525 N Tryon NC LLC	DE	NIA	NYLife Real Estate Holdings, LLC	Ownership	100.000	New York Life Insurance Company	N	
		.00000					525 Charlotte Office LLC	DE	NIA	REEP-OFC 525 N Tryon NC LLC	Ownership	95.000	New York Life Insurance Company	N	
		.00000					REEP-IND RTG NC LLC	DE	NIA	New York Life Insurance Company	Ownership	100.000	New York Life Insurance Company	N	
		.00000					REEP-OFC Royal Centre GA LLC	DE	NIA	NYLife Real Estate Holdings, LLC	Ownership	100.000	New York Life Insurance Company	N	
		.00000					Royal Centre, LLC	DE	NIA	REEP-OFC Royal Centre GA LLC	Ownership	90.000	New York Life Insurance Company	N	
		.00000					REEP-RTL CTC NY LLC	DE	NIA	NYLife Real Estate Holdings, LLC	Ownership	100.000	New York Life Insurance Company	N	
		.00000					REEP-OFC 5005 LBJ Freeway TX LLC	DE	NIA	NYLife Real Estate Holdings, LLC	Ownership	97.000	New York Life Insurance Company	N	
		.00000					5005 LBJ Tower LLC	DE	NIA	REEP-OFC 5005 LBJ Freeway TX LLC	Ownership	97.000	New York Life Insurance Company	N	
		.00000					REEP-MF SPENCER NV LLC	DE	NIA	NYLife Real Estate Holdings, LLC	Ownership	100.000	New York Life Insurance Company	N	
		.00000					REEP-HZ SPENCER JV LLC	DE	NIA	REEP-MF SPENCER NV LLC	Ownership	92.700	New York Life Insurance Company	N	
		.00000					REEP-HZ SPENCER LLC	DE	NIA	REEP-HZ SPENCER JV LLC	Ownership	100.000	New York Life Insurance Company	N	
		.00000					REEP-RTL Brookhaven PA LLC	DE	NIA	New York Life Insurance Company	Ownership	100.000	New York Life Insurance Company	N	
		.00000					REEP-OFC Mallory TN LLC	DE	NIA	NYLife Real Estate Holdings, LLC	Ownership	100.000	New York Life Insurance Company	N	

STATEMENT AS OF MARCH 31, 2017 OF THE NEW YORK LIFE INSURANCE AND ANNUITY CORPORATION

SCHEDULE Y

PART 1A - DETAIL OF INSURANCE HOLDING COMPANY SYSTEM

1	2	3	4	5	6	7	8	9	10	11	12	13	14	15	16
Group Code	Group Name	NAIC Company Code	ID Number	Federal RSSD	CIK	Name of Securities Exchange if Publicly Traded (U.S. or International)	Names of Parent, Subsidiaries Or Affiliates	Domi-ciliary Location	Relation-ship to Reporting Entity	Directly Controlled by (Name of Entity/Person)	Type of Control (Ownership, Board, Management, Attorney-in-Fact, Influence, Other)	If Control is Owner-ship Provide Percen-tage	Ultimate Controlling Entity(ies)/Person(s)	Is an SCA Filing Re-quired? (Y/N)	*
		.00000					3665 Mallory JV LLC	DE	NIA	REEP-OFC Mallory TN LLC	Ownership	90.900	New York Life Insurance Company	N	
		.00000					REEP-OPFC Water Ridge NC LLC	DE	NIA	NVLife Real Estate Holdings, LLC	Ownership	100.000	New York Life Insurance Company	N	
		.00000					REEP-OFC/RTL MARKET ROSS TX LLC	DE	NIA	NVLife Real Estate Holdings, LLC	Ownership	100.000	New York Life Insurance Company	N	
		.00000					MARKET ROSS TX JV LLC	DE	NIA	REEP-OFC/RTL MARKET ROSS TX LLC	Ownership	97.800	New York Life Insurance Company	N	
		.00000					MARKET ROSS TX OFFICE OWNER LLC	DE	NIA	REEP-OFC/RTL MARKET ROSS TX LLC	Ownership	100.000	New York Life Insurance Company	N	
		.00000					MARKET ROSS TX RETAIL OWNER LLC	DE	NIA	REEP-OFC/RTL MARKET ROSS TX LLC	Ownership	100.000	New York Life Insurance Company	N	
		.00000					MARKET ROSS TX GARAGE OWNER LC	DE	NIA	REEP-OFC/RTL MARKET ROSS TX LLC	Ownership	100.000	New York Life Insurance Company	N	
		.00000					REEP-IND CHINO CA LLC	DE	NIA	New York Life Insurance Company	Ownership	100.000	New York Life Insurance Company	N	
		.00000					REEP-OFC CORPORATE POINTE CA LLC	DE	NIA	New York Life Insurance Company	Ownership	100.000	New York Life Insurance Company	N	
		.00000					REEP-OFC VON KARMAN CA LLC	DE	NIA	New York Life Insurance Company	Ownership	100.000	New York Life Insurance Company	N	
		.00000					Cortlandt Town Center LLC	DE	NIA	New York Life Insurance Company	Ownership	100.000	New York Life Insurance Company	N	
		.00000					REEP-IND Fridley MN LLC	MN	NIA	New York Life Insurance Company	Ownership	100.000	New York Life Insurance Company	N	
		.00000					REEP-IND Green Oaks IL LLC	DE	NIA	New York Life Insurance Company	Ownership	100.000	New York Life Insurance Company	N	
		.00000					REEP-OFC Bellevue WA LLC	DE	NIA	New York Life Insurance Company	Ownership	100.000	New York Life Insurance Company	N	
		.00000					REEP-IND NJ LLC	DE	NIA	NVLife Real Estate Holdings, LLC	Ownership	100.000	New York Life Insurance Company	N	
		.00000					NJIND JV LLC	DE	NIA	REEP-IND NJ LLC	Ownership	100.000	New York Life Insurance Company	N	
		.00000					NJIND Hook Road LLC	DE	NIA	NJIND JV LLC	Ownership	100.000	New York Life Insurance Company	N	
		.00000					NJIND Raritan Center LLC	DE	NIA	NJIND JV LLC	Ownership	100.000	New York Life Insurance Company	N	
		.00000					NJIND Talmadge Road LLC	DE	NIA	NJIND JV LLC	Ownership	100.000	New York Life Insurance Company	N	
		.00000					NJIND Bay Avenue LLC	DE	NIA	NJIND JV LLC	Ownership	100.000	New York Life Insurance Company	N	
		.00000					NJIND Melrich Road LLC	DE	NIA	NJIND JV LLC	Ownership	100.000	New York Life Insurance Company	N	
		.00000					NJIND Corbin Street LLC	DE	NIA	NJIND JV LLC	Ownership	100.000	New York Life Insurance Company	N	
		.00000					NJIND Carter Drive LLC	DE	NIA	NJIND JV LLC	Ownership	100.000	New York Life Insurance Company	N	
		.00000					REEP-Enclave TX LLC	DE	NIA	NVLife Real Estate Holdings, LLC	Ownership	100.000	New York Life Insurance Company	N	
		.00000					REEP-MF Issaquah WA LLC	DE	NIA	New York Life Insurance Company	Ownership	100.000	New York Life Insurance Company	N	
		.00000					REEP-MF Mira Loma II TX LLC	DE	NIA	NVLife Real Estate Holdings, LLC	Ownership	100.000	New York Life Insurance Company	N	
		.00000					REEP-MF Verde NC LLC	DE	NIA	New York Life Insurance Company	Ownership	100.000	New York Life Insurance Company	N	
		.00000					REEP-MF Mount Vernon GA LLC	DE	NIA	New York Life Insurance Company	Ownership	100.000	New York Life Insurance Company	N	
		.00000					REEP-MF Summitt Ridge CO LLC	DE	NIA	NVLife Real Estate Holdings, LLC	Ownership	100.000	New York Life Insurance Company	N	
		.00000					REEP-OF Centerpointe VA LLC	DE	NIA	NVLife Real Estate Holdings, LLC	Ownership	100.000	New York Life Insurance Company	N	
		.00000					REEP-RTL SASI GA LLC	DE	NIA	NVLife Real Estate Holdings, LLC	Ownership	100.000	New York Life Insurance Company	N	
		.00000					REEP-MF Chandler AZ LLC	DE	NIA	New York Life Insurance Company	Ownership	100.000	New York Life Insurance Company	N	
		.00000					REEP-MF Woodridge IL LLC	DE	NIA	NVLife Real Estate Holdings, LLC	Ownership	100.000	New York Life Insurance Company	N	
		.00000					REEP-MF Wallingford WA LLC	DE	NIA	New York Life Insurance Company	Ownership	100.000	New York Life Insurance Company	N	
		.00000					REEP-IND Valwood TX LLC	DE	NIA	NVLife Real Estate Holdings, LLC	Ownership	100.000	New York Life Insurance Company	N	
		.00000					REEP-MF Marina Landing WA LLC	DE	NIA	NVLife Real Estate Holdings, LLC	Ownership	100.000	New York Life Insurance Company	N	
		.00000					REEP-SP Marina Landing LLC	DE	NIA	REEP-MF Marina Landing WA LLC	Ownership	98.000	New York Life Insurance Company	N	
		.00000					REEP-OFC 575 Lex NY LLC	DE	NIA	NVLife Real Estate Holdings, LLC	Ownership	100.000	New York Life Insurance Company	N	
		.00000					REEP-OFC 575 Lex NY GP LLC	DE	NIA	NVLife Real Estate Holdings, LLC	Ownership	100.000	New York Life Insurance Company	N	
		.00000					REEP-OFC Drakes Landing CA LLC	DE	NIA	New York Life Insurance Company	Ownership	100.000	New York Life Insurance Company	N	
		.00000					REEP-OFC Westory DC LLC	DE	NIA	NVLife Real Estate Holdings, LLC	Ownership	100.000	New York Life Insurance Company	N	
		.00000					CT 160 CORPORATE COURT LLC	DE	NIA	2015 DIL PORTFOLIO HOLDINGS LLC	Ownership	100.000	New York Life Insurance Company	N	
		.00000					NYMH Farmingdale, NY, LLC	DE	NIA	New York Life Insurance Company	Ownership	100.000	New York Life Insurance Company	N	
		.00000					NYLMDC King of Prussia GP, LLC	DE	NIA	New York Life Insurance Company	Ownership	100.000	New York Life Insurance Company	N	
		.00000					NYLMDC King of Prussia Realty, LP	DE	NIA	NYLMDC King of Prussia GP, LLC	Ownership	100.000	New York Life Insurance Company	N	
		.00000					NYMH Attleboro MA, LLC	DE	NIA	New York Life Insurance Company	Ownership	100.000	New York Life Insurance Company	N	
		.00000					NYMH-Ennis GP, LLC	DE	NIA	New York Life Insurance Company	Ownership	100.000	New York Life Insurance Company	N	
		.00000					NYMH-Ennis, L.P.	TX	NIA	NYMH-Ennis GP, LLC	Ownership	100.000	New York Life Insurance Company	N	
		.00000					NYMH-Freeport GP, LLC	DE	NIA	New York Life Insurance Company	Ownership	100.000	New York Life Insurance Company	N	
		.00000					NYMH-Freeport, L.P.	TX	NIA	NYMH-Freeport GP, LLC	Ownership	100.000	New York Life Insurance Company	N	
		.00000					NYMH-Houston GP, LLC	DE	NIA	New York Life Insurance Company	Ownership	100.000	New York Life Insurance Company	N	
		.00000					NYMH-Houston, L.P.	TX	NIA	NYMH-Houston GP, LLC	Ownership	100.000	New York Life Insurance Company	N	
		.00000					NYMH-Plano GP, LLC	DE	NIA	New York Life Insurance Company	Ownership	100.000	New York Life Insurance Company	N	
		.00000					NYMH-Plano, L.P.	TX	NIA	NYMH-Plano GP, LLC	Ownership	100.000	New York Life Insurance Company	N	

STATEMENT AS OF MARCH 31, 2017 OF THE NEW YORK LIFE INSURANCE AND ANNUITY CORPORATION

SCHEDULE Y

PART 1A - DETAIL OF INSURANCE HOLDING COMPANY SYSTEM

1	2	3	4	5	6	7	8	9	10	11	12	13	14	15	16
Group Code	Group Name	NAIC Company Code	ID Number	Federal RSSD	CIK	Name of Securities Exchange if Publicly Traded (U.S. or International)	Names of Parent, Subsidiaries Or Affiliates	Domi-ciliary Location	Relation-ship to Reporting Entity	Directly Controlled by (Name of Entity/Person)	Type of Control (Ownership, Board, Management, Attorney-in-Fact, Influence, Other)	If Control is Owner-ship Provide Percen-tage	Ultimate Controlling Entity(ies)/Person(s)	Is an SCA Filing Re-quired? (Y/N)	*
		.00000					NYMH-San Antonio GP, LLC	DE	NIA	New York Life Insurance Company	Ownership	100.000	New York Life Insurance Company	N	
		.00000					NYMH-San Antonio, L.P.	TX	NIA	NYMH-San Antonio GP, LLC	Ownership	100.000	New York Life Insurance Company	N	
		.00000					NYMH-Stephenville GP, LLC	DE	NIA	New York Life Insurance Company	Ownership	100.000	New York Life Insurance Company	N	
		.00000					NYMH-Stephenville, L.P.	TX	NIA	NYMH-Stephenville GP, LLC	Ownership	100.000	New York Life Insurance Company	N	
		.00000					NYMH-Taylor GP, LLC	DE	NIA	New York Life Insurance Company	Ownership	100.000	New York Life Insurance Company	N	
		.00000					NYMH-Taylor, L.P.	TX	NIA	NYMH-Taylor GP, LLC	Ownership	100.000	New York Life Insurance Company	N	
		.00000					SCP 2005-C21-002 LLC	DE	NIA	New York Life Insurance Company	Ownership	100.000	New York Life Insurance Company	N	
		.00000					SCP 2005-C21-003 LLC	DE	NIA	New York Life Insurance Company	Ownership	100.000	New York Life Insurance Company	N	
		.00000					SCP 2005-C21-006 LLC	DE	NIA	New York Life Insurance Company	Ownership	100.000	New York Life Insurance Company	N	
		.00000					SCP 2005-C21-007 LLC	DE	NIA	New York Life Insurance Company	Ownership	100.000	New York Life Insurance Company	N	
		.00000					SCP 2005-C21-008 LLC	DE	NIA	New York Life Insurance Company	Ownership	100.000	New York Life Insurance Company	N	
		.00000					SCP 2005-C21-009 LLC	DE	NIA	New York Life Insurance Company	Ownership	100.000	New York Life Insurance Company	N	
		.00000					SCP 2005-C21-017 LLC	DE	NIA	New York Life Insurance Company	Ownership	100.000	New York Life Insurance Company	N	
		.00000					SCP 2005-C21-018 LLC	DE	NIA	New York Life Insurance Company	Ownership	100.000	New York Life Insurance Company	N	
		.00000					SCP 2005-C21-021 LLC	DE	NIA	New York Life Insurance Company	Ownership	100.000	New York Life Insurance Company	N	
		.00000					SCP 2005-C21-025 LLC	DE	NIA	New York Life Insurance Company	Ownership	100.000	New York Life Insurance Company	N	
		.00000					SCP 2005-C21-031 LLC	DE	NIA	New York Life Insurance Company	Ownership	100.000	New York Life Insurance Company	N	
		.00000					SCP 2005-C21-036 LLC	DE	NIA	New York Life Insurance Company	Ownership	100.000	New York Life Insurance Company	N	
		.00000					SCP 2005-C21-041 LLC	DE	NIA	New York Life Insurance Company	Ownership	100.000	New York Life Insurance Company	N	
		.00000					SCP 2005-C21-043 LLC	DE	NIA	New York Life Insurance Company	Ownership	100.000	New York Life Insurance Company	N	
		.00000					SCP 2005-C21-044 LLC	DE	NIA	New York Life Insurance Company	Ownership	100.000	New York Life Insurance Company	N	
		.00000					SCP 2005-C21-048 LLC	DE	NIA	New York Life Insurance Company	Ownership	100.000	New York Life Insurance Company	N	
		.00000					SCP 2005-C21-061 LLC	DE	NIA	New York Life Insurance Company	Ownership	100.000	New York Life Insurance Company	N	
		.00000					SCP 2005-C21-063 LLC	DE	NIA	New York Life Insurance Company	Ownership	100.000	New York Life Insurance Company	N	
		.00000					SCP 2005-C21-067 LLC	DE	NIA	New York Life Insurance Company	Ownership	100.000	New York Life Insurance Company	N	
		.00000					SCP 2005-C21-069 LLC	DE	NIA	New York Life Insurance Company	Ownership	100.000	New York Life Insurance Company	N	
		.00000					SCP 2005-C21-070 LLC	DE	NIA	New York Life Insurance Company	Ownership	100.000	New York Life Insurance Company	N	
		.00000					Silver Spring, LLC	DE	NIA	New York Life Insurance Company	Ownership	100.000	New York Life Insurance Company	N	
		.00000					Silver Spring Associates, L.P.	PA	NIA	Silver Spring, LLC	Ownership	100.000	New York Life Insurance Company	N	
		.00000					2015 DIL PORTFOLIO HOLDINGS LLC	DE	NIA	New York Life Insurance Company	Ownership	62.308	New York Life Insurance Company	N	
		.00000					2015 DIL PORTFOLIO HOLDINGS LLC	DE	NIA	New York Life Insurance and Annuity Corporation	Ownership	37.692	New York Life Insurance Company	N	
		.00000					CT 611 W. JOHNSON AVE LLC	DE	NIA	2015 DIL PORTFOLIO HOLDINGS LLC	Ownership	100.000	New York Life Insurance Company	N	
		.00000					CT 550 RESEARCH PKWY LLC	DE	NIA	2015 DIL PORTFOLIO HOLDINGS LLC	Ownership	100.000	New York Life Insurance Company	N	
		.00000					NJ 663 E. CRESCENT AVE LLC	DE	NIA	2015 DIL PORTFOLIO HOLDINGS LLC	Ownership	100.000	New York Life Insurance Company	N	
		.00000					NJ 1881 ROUTE 46 LLC	DE	NIA	2015 DIL PORTFOLIO HOLDINGS LLC	Ownership	100.000	New York Life Insurance Company	N	
		.00000					PA 180 KOST RD LLC	DE	NIA	2015 DIL PORTFOLIO HOLDINGS LLC	Ownership	100.000	New York Life Insurance Company	N	
		.00000					REEP-OFC One Water Ridge NC LLC	DE	NIA	New York Life Insurance Company	Ownership	100.000	New York Life Insurance Company	N	
		.00000					REEP-OFC Two Water Ridge NC LLC	DE	NIA	New York Life Insurance Company	Ownership	100.000	New York Life Insurance Company	N	
		.00000					REEP-OFC Four Water Ridge NC LLC	DE	NIA	New York Life Insurance Company	Ownership	100.000	New York Life Insurance Company	N	
		.00000					REEP-OFC Five Water Ridge NC LLC	DE	NIA	New York Life Insurance Company	Ownership	100.000	New York Life Insurance Company	N	
		.00000					REEP-OFC Six Water Ridge NC LLC	DE	NIA	New York Life Insurance Company	Ownership	100.000	New York Life Insurance Company	N	
		.00000					REEP-OFC Seven Water Ridge NC LLC	DE	NIA	New York Life Insurance Company	Ownership	100.000	New York Life Insurance Company	N	
		.00000					REEP-OFC Eight Water Ridge NC LLC	DE	NIA	New York Life Insurance Company	Ownership	100.000	New York Life Insurance Company	N	
		.00000					REEP-OFC Nine Water Ridge NC LLC	DE	NIA	New York Life Insurance Company	Ownership	100.000	New York Life Insurance Company	N	
		.00000					REEP-OFC Ten Water Ridge NC LLC	DE	NIA	New York Life Insurance Company	Ownership	100.000	New York Life Insurance Company	N	
		.00000					REEP-OFC Eleven Water Ridge NC LLC	DE	NIA	New York Life Insurance Company	Ownership	100.000	New York Life Insurance Company	N	
		.00000					REEP-OFC Water Ridge NC Holdco LLC	DE	NIA	New York Life Insurance Company	Ownership	100.000	New York Life Insurance Company	N	
		.00000					REEP-MF Fountain Place MN LLC	DE	NIA	New York Life Insurance Company	Ownership	100.000	New York Life Insurance Company	N	
		.00000					REEP-MF FOUNTAIN PLACE LLC	DE	NIA	REEP-MF Fountain Place MN LLC	Ownership	100.000	New York Life Insurance Company	N	
		.00000					REEP-OFC ONE BOWDOIN SQUARE MA LLC	DE	NIA	New York Life Insurance Company	Ownership	100.000	New York Life Insurance Company	N	
		.00000					REEP-IND 10 WEST AZ LLC	DE	NIA	New York Life Insurance Company	Ownership	100.000	New York Life Insurance Company	N	
		.00000	52-2206685		0001513831		New York Life Investment Management Holdings LLC	DE	DS	New York Life Insurance Company	Ownership	100.000	New York Life Insurance Company	N	

STATEMENT AS OF MARCH 31, 2017 OF THE NEW YORK LIFE INSURANCE AND ANNUITY CORPORATION

SCHEDULE Y

PART 1A - DETAIL OF INSURANCE HOLDING COMPANY SYSTEM

1	2	3	4	5	6	7	8	9	10	11	12	13	14	15	16
Group Code	Group Name	NAIC Company Code	ID Number	Federal RSSD	CIK	Name of Securities Exchange if Publicly Traded (U.S. or International)	Names of Parent, Subsidiaries Or Affiliates	Domi-ciliary Loca-tion	Relation-ship to Reporting Entity	Directly Controlled by (Name of Entity/Person)	Type of Control (Ownership, Board, Management, Attorney-in-Fact, Influence, Other)	If Control is Owner-ship Provide Percen-tage	Ultimate Controlling Entity(ies)/Person(s)	Is an SCA Filing Re-quired? (Y/N)	*
		.00000	81-5158468				NYLIM Alternatives LLC	DE	NIA	New York Life Investment Management Holdings LLC	Ownership	100.000	New York Life Insurance Company	N	
		.00000					CVP Holdings LLC	DE	NIA	NYLIM Alternatives LLC	Ownership	60.000	New York Life Insurance Company	N	
		.00000					CVP CLO Manager LLC	DE	NIA	CVP Holdings LLC	Ownership	100.000	New York Life Insurance Company	N	
		.00000					Credit Value Partners LLC	DE	NIA	CVP Holdings LLC	Ownership	100.000	New York Life Insurance Company	N	
		.00000					CHIPC Evergreen General LLC	DE	NIA	Credit Value Partners LLC	Ownership	100.000	New York Life Insurance Company	N	
		.00000					CHIPC Evergreen Intermediate Fund LP	DE	NIA	CHIPC Evergreen General LLC	Ownership	100.000	New York Life Insurance Company	N	
		.00000					CVP High Income Private Credit Master Fund LP	DE	NIA	CHIPC Evergreen General LLC	Ownership	100.000	New York Life Insurance Company	N	
		.00000					CVP High Income Private Credit Evergreen Fund (Cayman) LP	DE	NIA	CHIPC Evergreen General LLC	Ownership	100.000	New York Life Insurance Company	N	
		.00000					CVP High Income Private Credit Evergreen Fund LP	DE	NIA	CHIPC Evergreen General LLC	Ownership	100.000	New York Life Insurance Company	N	
		.00000					CVP Loan Servicing LLC	DE	NIA	CHIPC Evergreen General LLC	Ownership	100.000	New York Life Insurance Company	N	
		.00000					CHIPC PE General LLC	DE	NIA	Credit Value Partners LLC	Ownership	100.000	New York Life Insurance Company	N	
		.00000					CHIPC CE Intermediate Fund LP	DE	NIA	Credit Value Partners LLC	Ownership	100.000	New York Life Insurance Company	N	
		.00000					CVP High Income Private Equity PE Fund (Cayman) LP	DE	NIA	CHIPC PE General LLC	Ownership	100.000	New York Life Insurance Company	N	
		.00000			0001672457		CVP High Income Private Credit PE Fund LP	DE	NIA	CHIPC PE General LLC	Ownership	100.000	New York Life Insurance Company	N	
		.00000			0001516194		CVP Distressed Fund LLC	DE	NIA	Credit Value Partners LLC	Ownership	100.000	New York Life Insurance Company	N	
		.00000					CVF IV General LLC	DE	NIA	Credit Value Partners LLC	Ownership	100.000	New York Life Insurance Company	N	
		.00000			0001650747		Credit Value Fund IV LP	DE	NIA	CVF IV General LLC	Ownership	100.000	New York Life Insurance Company	N	
		.00000					Credit Value Fund (Cayman) IV LP	DE	NIA	CVF IV General LLC	Ownership	100.000	New York Life Insurance Company	N	
		.00000					Credit Value Intermediate Fund IV LP	DE	NIA	CVF IV General LLC	Ownership	100.000	New York Life Insurance Company	N	
		.00000					Credit Value Master Fund IV-A LP	DE	NIA	CVF IV General LLC	Ownership	100.000	New York Life Insurance Company	N	
		.00000					Credit Value Master Fund IV-B LP	DE	NIA	CVF IV General LLC	Ownership	100.000	New York Life Insurance Company	N	
		.00000					CVP SPV LLC	DE	NIA	Credit Value Partners LLC	Ownership	100.000	New York Life Insurance Company	N	
		.00000					New York Life Investment Management Asia Limited	CYM	NIA	New York Life Investment Management Holdings LLC	Ownership	100.000	New York Life Insurance Company	N	
		.00000					Index IQ Holdings Inc.	DE	NIA	New York Life Investment Management Holdings LLC	Ownership	100.000	New York Life Insurance Company	N	
		.00000			0001460140		Financial Development LLC	DE	NIA	New York Life Investment Management Holdings LLC	Ownership	74.370	New York Life Insurance Company	N	
		.00000			0001460140		Financial Development LLC	DE	NIA	Index IQ Holdings Inc.	Ownership	25.630	New York Life Insurance Company	N	
		.00000			0001364028		IndexIQ, Inc.	DE	NIA	Financial Development LLC	Ownership	100.000	New York Life Insurance Company	N	
		.00000					IndexIQ LLC	DE	NIA	Financial Development LLC	Ownership	100.000	New York Life Insurance Company	N	
		.00000			0001415996		IndexIQ Advisors LLC	DE	NIA	IndexIQ LLC	Ownership	100.000	New York Life Insurance Company	N	
		.00000	03-0598064		0000050672		Institutional Capital LLC	DE	NIA	New York Life Investment Management Holdings LLC	Ownership	100.000	New York Life Insurance Company	N	
		.00000	13-3741759		0000914898		NYLIFE Distributors LLC	DE	NIA	New York Life Investment Management Holdings LLC	Ownership	100.000	New York Life Insurance Company	N	
		.00000			0001103598		NYLIM Service Company LLC	DE	NIA	New York Life Investment Management Holdings LLC	Ownership	100.000	New York Life Insurance Company	N	
		.00000	13-4080466		0000061227		MacKay Shields LLC	DE	NIA	New York Life Investment Management Holdings LLC	Ownership	100.000	New York Life Insurance Company	N	
		.00000					MacKay Shields Core Plus Opportunities Fund GP LLC	DE	NIA	MacKay Shields LLC	Ownership	100.000	New York Life Insurance Company	N	
		.00000					MacKay Shields Core Plus / Opportunities Fund LP	DE	NIA	MacKay Shields Core Plus Opportunities Fund GP LLC	Ownership	100.000	New York Life Insurance Company	N	
		.00000			0001502131		MacKay Shields Credit Strategy Fund LTD	CYM	NIA	MacKay Shields LLC	Ownership	100.000	New York Life Insurance Company	N	
		.00000			0001502133		MacKay Shields Defensive Bond Arbitrage Fund Ltd.	BMJ	NIA	MacKay Shields LLC	Board of Directors	0.000	New York Life Insurance Company	N	
		.00000			0001502133		MacKay Shields Defensive Bond Arbitrage Fund Ltd.	BMJ	NIA	New York Life Insurance Company	Ownership	14.020	New York Life Insurance Company	N	

STATEMENT AS OF MARCH 31, 2017 OF THE NEW YORK LIFE INSURANCE AND ANNUITY CORPORATION

SCHEDULE Y

PART 1A - DETAIL OF INSURANCE HOLDING COMPANY SYSTEM

1	2	3	4	5	6	7	8	9	10	11	12	13	14	15	16
Group Code	Group Name	NAIC Company Code	ID Number	Federal RSSD	CIK	Name of Securities Exchange if Publicly Traded (U.S. or International)	Names of Parent, Subsidiaries Or Affiliates	Domi-ciliary Location	Relation-ship to Reporting Entity	Directly Controlled by (Name of Entity/Person)	Type of Control (Ownership, Board, Management, Attorney-in-Fact, Influence, Other)	If Control is Owner-ship Provide Percen-tage	Ultimate Controlling Entity(ies)/Person(s)	Is an SCA Filing Re-quired? (Y/N)	*
		..00000			0001502133		Mackay Shields Defensive Bond Arbitrage Fund Ltd.	..BMJ	..NIA	Mackay Shields LLC	Ownership	..0.760	New York Life Insurance Company	..N	
		..00000					Mackay Shields High Yield Active Core Fund GP LLC	..DE	..NIA	Mackay Shields LLC	Ownership	..100.000	New York Life Insurance Company	..N	
		..00000			0001502130		Mackay Shields High Yield Active Core Fund LP	..DE	..NIA	Mackay Shields High Yield Active Core Fund GP LLC	Ownership	..100.000	New York Life Insurance Company	..N	
		..00000					Mackay Shields Core Fixed Income Fund GP LLC	..DE	..NIA	Mackay Shields LLC	Ownership	..100.000	New York Life Insurance Company	..N	
		..00000	45-2733007		0001529525		Mackay Shields Core Fixed Income Fund GP	..DE	..NIA	Mackay Shields Core Fixed Income Fund LP	Ownership	..100.000	New York Life Insurance Company	..N	
		..00000					Mackay Shields Select High Yield Bond Fund LP	..DE	..NIA	Mackay Shields Core Fixed Income Fund GP LLC	Ownership	..100.000	New York Life Insurance Company	..N	
		..00000					Mackay Shields High Yield Crossover Fund LP	..DE	..NIA	Mackay Shields Core Fixed Income Fund GP LLC	Ownership	..100.000	New York Life Insurance Company	..N	
		..00000					Mackay Municipal Managers Opportunities GP LLC	..DE	..NIA	Mackay Shields LLC	Ownership	..100.000	New York Life Insurance Company	..N	
		..00000			0001432467		Mackay Municipal Opportunities Master Fund, L.P.	..DE	..NIA	Mackay Municipal Managers Opportunities GP LLC	Ownership	..100.000	New York Life Insurance Company	..N	
		..00000			0001432468		Mackay Municipal Opportunities Fund, L.P.	..DE	..NIA	Mackay Municipal Managers Opportunities GP LLC	Ownership	..100.000	New York Life Insurance Company	..N	
		..00000					Mackay Municipal Opportunity HL Fund LP	..DE	..NIA	Mackay Municipal Managers Opportunities GP LLC	Ownership	..100.000	New York Life Insurance Company	..N	
		..00000					Mackay Municipal Managers Credit Opportunities GP, LLC	..DE	..NIA	Mackay Shields LLC	Ownership	..100.000	New York Life Insurance Company	..N	
		..00000			0001460030		Mackay Municipal Credit Opportunities Master Fund, L.P.	..DE	..NIA	Mackay Municipal Managers Credit Opportunities GP, LLC	Ownership	..100.000	New York Life Insurance Company	..N	
		..00000			0001460023		Mackay Municipal Credit Opportunities Fund, L.P.	..DE	..NIA	Mackay Municipal Managers Credit Opportunities GP, LLC	Ownership	..100.000	New York Life Insurance Company	..N	
		..00000					Mackay Municipal Credit Opportunities HL Fund, L.P.	..DE	..NIA	Mackay Municipal Credit Opportunities HL Fund, L.P.	Ownership	..100.000	New York Life Insurance Company	..N	
		..00000					Mackay Municipal Short Term Opportunities Fund GP LLC	..DE	..NIA	Mackay Shields LLC	Ownership	..100.000	New York Life Insurance Company	..N	
		..00000	45-3041041		0001532022		Mackay Municipal Short Term Opportunities Fund LP	..DE	..NIA	Mackay Municipal Short Term Opportunities Fund GP LLC	Ownership	..100.000	New York Life Insurance Company	..N	
		..00000					Mackay Municipal New York Opportunities GP LLC	..DE	..NIA	Mackay Shields LLC	Ownership	..100.000	New York Life Insurance Company	..N	
		..00000					Mackay Municipal New York Opportunities Fund, L.P.	..DE	..NIA	Mackay Municipal New York Opportunities GP LLC	Ownership	..100.000	New York Life Insurance Company	..N	
		..00000					Mackay Municipal Capital Trading GP LLC	..DE	..NIA	Mackay Shields LLC	Ownership	..100.000	New York Life Insurance Company	..N	
		..00000					Mackay Municipal Capital Trading Master Fund, L.P.	..DE	..NIA	Mackay Municipal Capital Trading GP LLC	Ownership	..100.000	New York Life Insurance Company	..N	
		..00000					Mackay Municipal Capital Trading Fund, L.P.	..DE	..NIA	Mackay Municipal Capital Trading GP LLC	Ownership	..100.000	New York Life Insurance Company	..N	
		..00000					Plainview Funds plc	..IRL	..NIA	Mackay Shields LLC	Ownership	..50.000	New York Life Insurance Company	..N	
		..00000					Plainview Funds plc	..IRL	..NIA	Mackay Shields LLC	Board of Directors	..0.000	New York Life Insurance Company	..N	
		..00000					Plainview Funds plc - Mackay Shields - Emerging Markets Credit Portfolio	..IRL	..NIA	New York Life Insurance & Annuity Corporation	Ownership	..99.980	New York Life Insurance Company	..N	
		..00000					Plainview Funds plc - Mackay Shields - Flexible Bond Portfolio	..IRL	..NIA	Plainview Funds Plc	Management	..0.000	New York Life Insurance Company	..N	2
		..00000					Plainview Funds plc - Mackay Shields - Unconstrained Bond Portfolio	..IRL	..NIA	New York Life Insurance Company	Ownership	..10.280	New York Life Insurance Company	..N	
		..00000					Plainview Funds plc - Mackay Shields - Unconstrained Bond Portfolio	..IRL	..NIA	Mackay Shields LLC	Ownership	..1.500	New York Life Insurance Company	..N	

STATEMENT AS OF MARCH 31, 2017 OF THE NEW YORK LIFE INSURANCE AND ANNUITY CORPORATION

SCHEDULE Y

PART 1A - DETAIL OF INSURANCE HOLDING COMPANY SYSTEM

1	2	3	4	5	6	7	8	9	10	11	12	13	14	15	16
Group Code	Group Name	NAIC Company Code	ID Number	Federal RSSD	CIK	Name of Securities Exchange if Publicly Traded (U.S. or International)	Names of Parent, Subsidiaries Or Affiliates	Domi-ciliary Location	Relation-ship to Reporting Entity	Directly Controlled by (Name of Entity/Person)	Type of Control (Ownership, Board, Management, Attorney-in-Fact, Influence, Other)	If Control is Owner-ship Provide Percen-tage	Ultimate Controlling Entity(ies)/Person(s)	Is an SCA Filing Re-quired? (Y/N)	*
		.00000					Plainview Funds plc – MacKay Shields – Floating Rate High Yield Portfolio	.IRL	.NIA	New York Life Insurance Company	Ownership	92.580	New York Life Insurance Company	.N	
		.00000					Plainview Funds plc – MacKay Shields – Floating Rate High Yield Portfolio	.IRL	.NIA	MacKay Shields LLC	Ownership	7.410	New York Life Insurance Company	.N	
		.00000					Plainview Funds plc – MacKay Shields Core Plus Opportunities Portfolio	.IRL	.NIA	MacKay Shields LLC	Management	0.000	New York Life Insurance Company	.N	2
		.00000					MacKay Shields Statutory Trust High Yield Bond Series	.CT	.NIA	MacKay Municipal Short Term Opportunities Fund GP LLC	Management	0.000	New York Life Insurance Company	.N	2
		.00000					MacKay Shields (International) Ltd.	.GBR	.NIA	MacKay Shields LLC	Ownership	100.000	New York Life Insurance Company	.N	
		.00000					MacKay Shields (Services) Ltd.	.GBR	.NIA	MacKay Shields LLC	Ownership	100.000	New York Life Insurance Company	.N	
		.00000					MacKay Shields UK LLP	.GBR	.NIA	MacKay Shields (International) Ltd.	Ownership	99.000	New York Life Insurance Company	.N	
		.00000					MacKay Shields UK LLP	.GBR	.NIA	MacKay Shields (Services) Ltd.	Ownership	1.000	New York Life Insurance Company	.N	
		.00000					MacKay Shields Global Derivatives LLC	.DE	.NIA	MacKay Shields LLC	Ownership	100.000	New York Life Insurance Company	.N	
		.00000					MacKay Municipal Managers Strategic Opportunities GP LLC	.DE	.NIA	MacKay Shields LLC	Ownership	100.000	New York Life Insurance Company	.N	
		.00000			0001701742		MacKay Municipal Strategic Opportunities Fund LP	.DE	.NIA	MacKay Municipal Managers Strategic Opportunities GP LLC	Ownership	100.000	New York Life Insurance Company	.N	
		.00000					MacKay Municipal Managers Puerto Rico Opportunities GP LLC	.DE	.NIA	MacKay Shields LLC	Ownership	100.000	New York Life Insurance Company	.N	
		.00000					MacKay Puerto Rico Opportunities Funds, L.P.	.DE	.NIA	MacKay Municipal Managers Puerto Rico Opportunities GP LLC	Ownership	100.000	New York Life Insurance Company	.N	
		.00000			0001639564		MacKay Puerto Rico Opportunities Feeder Fund, L.P.	.DE	.NIA	MacKay Municipal Managers Puerto Rico Opportunities GP LLC	Ownership	100.000	New York Life Insurance Company	.N	
		.00000					MacKay Municipal Managers California Opportunities GP LLC	.DE	.NIA	MacKay Shields LLC	Ownership	100.000	New York Life Insurance Company	.N	
		.00000					MacKay Municipal Managers California Opportunities Fund, L.P.	.DE	.NIA	MacKay Municipal Managers California Opportunities GP LLC	Ownership	100.000	New York Life Insurance Company	.N	
		.00000					Madison Capital Funding LLC	.DE	.NIA	New York Life Insurance Company	Ownership	55.000	New York Life Insurance Company	.N	
		.00000					Madison Capital Funding LLC	.DE	.NIA	New York Life Insurance and Annuity Corporation	Ownership	45.000	New York Life Insurance Company	.N	
		.00000	80-0920962		0001577927		Madison Avenue Loan Fund GP LLC	.DE	.NIA	Madison Capital Funding LLC	Ownership	100.000	New York Life Insurance Company	.N	
		.00000					Madison Avenue Loan Fund LP	.DE	.NIA	Madison Avenue Loan Fund GP LLC	Ownership	100.000	New York Life Insurance Company	.N	
		.00000					MCF CLO V LLC	.DE	.NIA	New York Life Insurance Company	Ownership	5.000	New York Life Insurance Company	.N	
		.00000					MCF Co-Investment GP LLC	.DE	.NIA	Madison Capital Funding LLC	Ownership	100.000	New York Life Insurance Company	.N	
		.00000			0001538585		MCF Co-Investment GP LP	.DE	.NIA	MCF Co-Investment GP LLC	Ownership	100.000	New York Life Insurance Company	.N	
		.00000			0001538584		Madison Capital Funding Co-Investment Fund LP	.DE	.NIA	MCF Co-Investment GP LP	Ownership	100.000	New York Life Insurance Company	.N	
		.00000					MCF Fund I LLC	.DE	.NIA	Madison Capital Funding LLC	Ownership	100.000	New York Life Insurance Company	.N	
		.00000					Warwick McAlester Holdings, LLC	.DE	.NIA	Madison Capital Funding LLC	Ownership	100.000	New York Life Insurance Company	.N	
		.00000					Meeoco Sullivan, LLC	.DE	.NIA	Warwick McAlester Holdings, LLC	Ownership	100.000	New York Life Insurance Company	.N	
		.00000					Electric Avenue, LLC	.DE	.NIA	Warwick McAlester Holdings, LLC	Ownership	100.000	New York Life Insurance Company	.N	
		.00000					Young America Holdings, LLC	.DE	.NIA	Madison Capital Funding LLC	Ownership	36.350	New York Life Insurance Company	.N	
		.00000					YAC.ECOM Incorporated	.MN	.NIA	Young America Holdings, LLC	Ownership	100.000	New York Life Insurance Company	.N	
		.00000					Young America, LLC	.MN	.NIA	Young America Holdings, LLC	Ownership	100.000	New York Life Insurance Company	.N	
		.00000					Global Fulfillment Services, Inc.	.AZ	.NIA	Young America, LLC	Ownership	100.000	New York Life Insurance Company	.N	
		.00000					SourceOne Worldwide, Inc.	.MN	.NIA	Young America, LLC	Ownership	100.000	New York Life Insurance Company	.N	
		.00000					YA Canada Corporation	.CAN	.NIA	Young America, LLC	Ownership	100.000	New York Life Insurance Company	.N	
		.00000					Zenith Products Holdings, Inc	.DE	.NIA	Madison Capital Funding LLC	Ownership	16.360	New York Life Insurance Company	.N	
		.00000			0001347648		ZPC Holding Corp.	.DE	.NIA	Zenith Products Holdings, Inc	Ownership	100.000	New York Life Insurance Company	.N	
		.00000					Zenith Products Corporation	.DE	.NIA	ZPC Holding Corp.	Ownership	100.000	New York Life Insurance Company	.N	
		.00000					Ironshore Investment BL I Ltd.	.BMU	.NIA	Madison Capital Funding LLC	Other	0.000	New York Life Insurance Company	.N	1
		.00000					MCF CLO III LLC	.DE	.NIA	Madison Capital Funding LLC	Ownership	2.330	New York Life Insurance Company	.N	
		.00000					MCF CLO III LLC	.DE	.NIA	Madison Capital Funding LLC	Other	0.000	New York Life Insurance Company	.N	1
		.00000					MCF CLO IV LLC	.DE	.NIA	Madison Capital Funding LLC	Other	0.000	New York Life Insurance Company	.N	1

STATEMENT AS OF MARCH 31, 2017 OF THE NEW YORK LIFE INSURANCE AND ANNUITY CORPORATION

SCHEDULE Y
PART 1A - DETAIL OF INSURANCE HOLDING COMPANY SYSTEM

1	2	3	4	5	6	7	8	9	10	11	12	13	14	15	16
Group Code	Group Name	NAIC Company Code	ID Number	Federal RSSD	CIK	Name of Securities Exchange if Publicly Traded (U.S. or International)	Names of Parent, Subsidiaries Or Affiliates	Domi-ciliary Location	Relation-ship to Reporting Entity	Directly Controlled by (Name of Entity/Person)	Type of Control (Ownership, Board, Management, Attorney-in-Fact, Influence, Other)	If Control is Owner-ship Provide Percen-tage	Ultimate Controlling Entity(ies)/Person(s)	Is an SCA Filing Re-quired? (Y/N)	*
		.00000					LMF WF Portfolio III, LLC	DE	NIA	Madison Capital Funding LLC	Other	0.000	New York Life Insurance Company	N	1
		.00000					MCF CLO I LLC	DE	NIA	Madison Capital Funding LLC	Other	0.000	New York Life Insurance Company	N	1
		.00000					MCF CLO I LLC	DE	NIA	Madison Capital Funding LLC	Ownership	2.530	New York Life Insurance Company	N	
		.00000					MCF CLO II LLC	DE	NIA	Madison Capital Funding LLC	Other	0.000	New York Life Insurance Company	N	1
		.00000	13-5582869		0001453415		Cornerstone Capital Management Holdings LLC	DE	NIA	New York Life Investment Management Holdings LLC	Ownership	100.000	New York Life Insurance Company	N	
		.00000	41-1763532		0001123570		Cornerstone Capital Management LLC	DE	NIA	Cornerstone Capital Management Holdings LLC	Ownership	51.000	New York Life Insurance Company	N	
		.00000					Cornerstone US Equity Market Neutral Fund, LLC	DE	NIA	Cornerstone Capital Management LLC	Ownership	100.000	New York Life Insurance Company	N	
		.00000					Cornerstone Capital Management Large-Cap Enhanced Index Fund GP, LLC	DE	NIA	Cornerstone Capital Management Holdings LLC	Ownership	100.000	New York Life Insurance Company	N	
		.00000			0001329043		Cornerstone Capital Management Large-Cap Enhanced Index Fund, LP	DE	NIA	Cornerstone Capital Management Large-Cap Enhanced Index Fund GP, LLC	Ownership	100.000	New York Life Insurance Company	N	
		.00000					NYL Workforce GP LLC	DE	NIA	New York Life Investment Management Holdings LLC	Ownership	100.000	New York Life Insurance Company	N	
		.00000			0001133639		New York Life Investment Management LLC	DE	NIA	New York Life Investment Management Holdings LLC	Ownership	100.000	New York Life Insurance Company	N	
		.00000					New York Life Investment Management (U.K.) Ltd.	GBR	NIA	NYL Investors LLC	Ownership	100.000	New York Life Insurance Company	N	
		.00000					Madison Core Property Fund LLC	DE	NIA	New York Life Insurance Company	Management	0.000	New York Life Insurance Company	N	2
		.00000					MIREF 1500 Quail, LLC	DE	NIA	Madison Core Property Fund LLC	Ownership	100.000	New York Life Insurance Company	N	
		.00000					MIREF Mill Creek, LLC	DE	NIA	Madison Core Property Fund LLC	Ownership	100.000	New York Life Insurance Company	N	
		.00000					MIREF Gateway, LLC	DE	NIA	Madison Core Property Fund LLC	Ownership	100.000	New York Life Insurance Company	N	
		.00000					MIREF Delta Court, LLC	DE	NIA	Madison Core Property Fund LLC	Ownership	100.000	New York Life Insurance Company	N	
		.00000					MIREF Fremont Distribution Center, LLC	DE	NIA	Madison Core Property Fund LLC	Ownership	100.000	New York Life Insurance Company	N	
		.00000					MIREF Century, LLC	DE	NIA	Madison Core Property Fund LLC	Ownership	100.000	New York Life Insurance Company	N	
		.00000					MIREF York Road, LLC	DE	NIA	Madison Core Property Fund LLC	Ownership	100.000	New York Life Insurance Company	N	
		.00000					York Road EW, LLC	DE	NIA	MIREF York Road, LLC	Ownership	64.800	New York Life Insurance Company	N	
		.00000					York Road Retail West, LLC	DE	NIA	MIREF York Road, LLC	Ownership	64.800	New York Life Insurance Company	N	
		.00000					2001 EW LLC	DE	NIA	York Road EW, LLC	Ownership	100.000	New York Life Insurance Company	N	
		.00000					2122 EW LLC	DE	NIA	York Road EW, LLC	Ownership	100.000	New York Life Insurance Company	N	
		.00000					MIREF Saddle River LLC	DE	NIA	Madison Core Property Fund LLC	Ownership	100.000	New York Life Insurance Company	N	
		.00000					MIREF DC Corp.	DE	NIA	Madison Core Property Fund LLC	Ownership	100.000	New York Life Insurance Company	N	
		.00000					MIREF L Street, LLC	DE	NIA	MIREF DC Corp.	Ownership	100.000	New York Life Insurance Company	N	
		.00000					1901 L Street Corp.	DE	NIA	Madison Core Property Fund LLC	Ownership	100.000	New York Life Insurance Company	N	
		.00000					1901 L Street LLC	DC	NIA	1901 L Street Corp.	Ownership	100.000	New York Life Insurance Company	N	
		.00000					MIREF Newpoint Commons, LLC	DE	NIA	Madison Core Property Fund LLC	Ownership	100.000	New York Life Insurance Company	N	
		.00000					MIREF Northsight, LLC	DE	NIA	Madison Core Property Fund LLC	Ownership	100.000	New York Life Insurance Company	N	
		.00000					MIREF Riverside, LLC	DE	NIA	Madison Core Property Fund LLC	Ownership	100.000	New York Life Insurance Company	N	
		.00000					MIREF Corporate Woods, LLC	DE	NIA	Madison Core Property Fund LLC	Ownership	100.000	New York Life Insurance Company	N	
		.00000					MIREF Bedminster, LLC	DE	NIA	Madison Core Property Fund LLC	Ownership	100.000	New York Life Insurance Company	N	
		.00000					MIREF Bartons Creek, LLC	DE	NIA	Madison Core Property Fund LLC	Ownership	100.000	New York Life Insurance Company	N	
		.00000					Bartons Lodge Apartments, LLC	DE	NIA	MIREF Bartons Creek, LLC	Ownership	90.000	New York Life Insurance Company	N	
		.00000					MIREF Marketpointe, LLC	DE	NIA	Madison Core Property Fund LLC	Ownership	100.000	New York Life Insurance Company	N	
		.00000					MIREF 101 East Crossroads, LLC	DE	NIA	Madison Core Property Fund LLC	Ownership	100.000	New York Life Insurance Company	N	
		.00000					101 East Crossroads, LLC	DE	NIA	MIREF 101 East Crossroads, LLC	Ownership	100.000	New York Life Insurance Company	N	
		.00000					MIREF Waterview, LLC	DE	NIA	Madison Core Property Fund LLC	Ownership	100.000	New York Life Insurance Company	N	
		.00000					MIREF Chain Bridge, LLC	DE	NIA	Madison Core Property Fund LLC	Ownership	100.000	New York Life Insurance Company	N	
		.00000					1991 Chain Bridge Road, LLC	DE	NIA	MIREF Chain Bridge, LLC	Ownership	100.000	New York Life Insurance Company	N	
		.00000					MIREF Aptakistic, LLC	DE	NIA	Madison Core Property Fund LLC	Ownership	100.000	New York Life Insurance Company	N	
		.00000					Aptakistic Creek Corporate Park, LLC	DE	NIA	MIREF Aptakistic, LLC	Ownership	100.000	New York Life Insurance Company	N	
		.00000					MIREF Hawthorne, LLC	DE	NIA	Madison Core Property Fund LLC	Ownership	100.000	New York Life Insurance Company	N	
		.00000					MIREF Auburn 277, LLC	DE	NIA	Madison Core Property Fund LLC	Ownership	100.000	New York Life Insurance Company	N	

STATEMENT AS OF MARCH 31, 2017 OF THE NEW YORK LIFE INSURANCE AND ANNUITY CORPORATION

SCHEDULE Y

PART 1A - DETAIL OF INSURANCE HOLDING COMPANY SYSTEM

1	2	3	4	5	6	7	8	9	10	11	12	13	14	15	16
Group Code	Group Name	NAIC Company Code	ID Number	Federal RSSD	CIK	Name of Securities Exchange if Publicly Traded (U.S. or International)	Names of Parent, Subsidiaries Or Affiliates	Domi-ciliary Location	Relation-ship to Reporting Entity	Directly Controlled by (Name of Entity/Person)	Type of Control (Ownership, Board, Management, Attorney-in-Fact, Influence, Other)	If Control is Ownership Provide Percentage	Ultimate Controlling Entity(ies)/Person(s)	Is an SCA Filing Re-quired? (Y/N)	*
		.00000					MIREF Sumner North, LLCDE	NIA.....	Madison Core Property Fund LLC	Ownership.....	100.000	New York Life Insurance CompanyN	
		.00000					MIREF Wellington, LLCDE	NIA.....	Madison Core Property Fund LLC	Ownership.....	100.000	New York Life Insurance CompanyN	
		.00000					MIREF Warner Center, LLCDE	NIA.....	Madison Core Property Fund LLC	Ownership.....	100.000	New York Life Insurance CompanyN	
		.00000					MADISON-IND Valley Business Park CA LLCDE	NIA.....	Madison Core Property Fund LLC	Ownership.....	100.000	New York Life Insurance CompanyN	
		.00000					MADISON-MF Duluth GA LLCDE	NIA.....	Madison Core Property Fund LLC	Ownership.....	100.000	New York Life Insurance CompanyN	
		.00000					MADISON-MF Casa Santa Fe AZ LLCDE	NIA.....	Madison Core Property Fund LLC	Ownership.....	100.000	New York Life Insurance CompanyN	
		.00000					MADISON-MF Cabrillo AZ LLCDE	NIA.....	Madison Core Property Fund LLC	Ownership.....	100.000	New York Life Insurance CompanyN	
		.00000					MADISON-OFC Centerstone I CA LLCDE	NIA.....	Madison Core Property Fund LLC	Ownership.....	100.000	New York Life Insurance CompanyN	
		.00000					MADISON-OFC Centerstone III CA LLCDE	NIA.....	Madison Core Property Fund LLC	Ownership.....	100.000	New York Life Insurance CompanyN	
		.00000					MADISON-MOB Centerstone IV CA LLCDE	NIA.....	Madison Core Property Fund LLC	Ownership.....	100.000	New York Life Insurance CompanyN	
		.00000					MADISON-OFC Centerpoint Plaza CA LLCDE	NIA.....	Madison Core Property Fund LLC	Ownership.....	100.000	New York Life Insurance CompanyN	
		.00000					MADISON-IND Logistics NC LLCDE	NIA.....	Madison Core Property Fund LLC	Ownership.....	100.000	New York Life Insurance CompanyN	
		.00000					MCPP-LRC Logistics LLCDE	NIA.....	MADISON-IND Logistics NC LLC	Ownership.....	90.000	New York Life Insurance CompanyN	
		.00000					MADISON-MF Desert Mirage AZ LLCDE	NIA.....	Madison Core Property Fund LLC	Ownership.....	100.000	New York Life Insurance CompanyN	
		.00000					MADISON-OFC One Main Place OR LLCDE	NIA.....	Madison Core Property Fund LLC	Ownership.....	100.000	New York Life Insurance CompanyN	
		.00000					MADISON-IND Fenton MO LLCDE	NIA.....	Madison Core Property Fund LLC	Ownership.....	100.000	New York Life Insurance CompanyN	
		.00000					MADISON-IND Hitzert Roadway MO LLCDE	NIA.....	Madison Core Property Fund LLC	Ownership.....	100.000	New York Life Insurance CompanyN	
		.00000					MADISON-MF Hoyt OR LLCDE	NIA.....	Madison Core Property Fund LLC	Ownership.....	100.000	New York Life Insurance CompanyN	
		.00000					MADISON-RTL Clifton Heights PA LLCDE	NIA.....	Madison Core Property Fund LLC	Ownership.....	100.000	New York Life Insurance CompanyN	
		.00000					MADISON-IND Locust CA LLCDE	NIA.....	Madison Core Property Fund LLC	Ownership.....	100.000	New York Life Insurance CompanyN	
		.00000					MADISON-OFC Weston Pointe FL LLCDE	NIA.....	Madison Core Property Fund LLC	Ownership.....	100.000	New York Life Insurance CompanyN	
		.00000					MADISON-MF Henderson NV LLCDE	NIA.....	Madison Core Property Fund LLC	Ownership.....	100.000	New York Life Insurance CompanyN	
		.00000					MCPP-SP Henderson LLCDE	NIA.....	MADISON-MF Henderson NV LLC	Ownership.....	90.000	New York Life Insurance CompanyN	
		.00000					MADISON-SP Henderson LLCDE	NIA.....	MCPP-SP Henderson LLC	Ownership.....	90.000	New York Life Insurance CompanyN	
		.00000					MADISON-IND VISTA LOGISTICS OR LLCDE	NIA.....	Madison Core Property Fund LLC	Ownership.....	100.000	New York Life Insurance CompanyN	
		.00000					MADISON-SPECHT VISTA LOGISTICS LLCDE	NIA.....	MADISON-IND VISTA LOGISTICS OR LLC	Ownership.....	95.000	New York Life Insurance CompanyN	
		.00000					MADISON-MF MCCADDEN CA LLCDE	NIA.....	Madison Core Property Fund LLC	Ownership.....	100.000	New York Life Insurance CompanyN	
		.00000					New York Life Investment Management Holdings International S.á.r.l.LUX	NIA.....	New York Life Investment Management Holdings LLC	Ownership.....	100.000	New York Life Insurance CompanyN	
		.00000					New York Life Investment Management Holdings II International S.á.r.l.LUX	NIA.....	New York Life Investment Management Holdings International S.á.r.l.	Ownership.....	100.000	New York Life Insurance CompanyN	
		.00000					New York Life Investment Management Global Holdings S.á.r.l.LUX	NIA.....	New York Life Investment Management Holdings II International S.á.r.l.	Ownership.....	100.000	New York Life Insurance CompanyN	
		.00000					Candriam Luxco S.á.r.l.LUX	NIA.....	New York Life Investment Management Global Holdings S.á.r.l.	Ownership.....	100.000	New York Life Insurance CompanyN	
		.00000					Candriam Luxembourg, partnership limited by sharesLUX	NIA.....	New York Life Investment Management Global Holdings S.á.r.l.	Ownership.....	95.008	New York Life Insurance CompanyN	
		.00000					Candriam Luxembourg, partnership limited by sharesLUX	NIA.....	Candriam Luxco S.á.r.l.	Ownership.....	4.992	New York Life Insurance CompanyN	
		.00000					Ausbil Investment Management LimitedAUS	NIA.....	New York Life Investment Management Global Holdings S.á.r.l.	Ownership.....	78.550	New York Life Insurance CompanyN	
		.00000					Ausbil Australia Pty. Ltd.AUS	NIA.....	Ausbil Investment Management Limited	Ownership.....	100.000	New York Life Insurance CompanyN	
		.00000					Ausbil Asset Management Pty. Ltd.AUS	NIA.....	Ausbil Investment Management Limited	Ownership.....	100.000	New York Life Insurance CompanyN	
		.00000					Ausbil Investment Management Limited Employee Share TrustAUS	NIA.....	Ausbil Investment Management Limited	Ownership.....	100.000	New York Life Insurance CompanyN	
		.00000					Candriam France, simplified joint-stock companyFRA	NIA.....	Candriam Luxembourg, partnership limited by shares	Ownership.....	100.000	New York Life Insurance CompanyN	
		.00000					Candriam Switzerland LLC, limited liability companyCHE	NIA.....	Candriam Luxembourg, partnership limited by shares	Ownership.....	100.000	New York Life Insurance CompanyN	
		.00000					Candriam Belgium public limited companyBEL	NIA.....	Candriam Luxembourg, partnership limited by shares	Ownership.....	99.990	New York Life Insurance CompanyN	
		.00000					Candriam Belgium public limited companyBEL	NIA.....	New York Life Investment Management Global Holdings S.á.r.l.	Ownership.....	0.010	New York Life Insurance CompanyN	
		.00000					Candriam MonétaireFRA	NIA.....	Candriam Belgium public limited company	Ownership.....	1.310	New York Life Insurance CompanyN	

STATEMENT AS OF MARCH 31, 2017 OF THE NEW YORK LIFE INSURANCE AND ANNUITY CORPORATION

SCHEDULE Y

PART 1A - DETAIL OF INSURANCE HOLDING COMPANY SYSTEM

1	2	3	4	5	6	7	8	9	10	11	12	13	14	15	16
Group Code	Group Name	NAIC Company Code	ID Number	Federal RSSD	CIK	Name of Securities Exchange if Publicly Traded (U.S. or International)	Names of Parent, Subsidiaries Or Affiliates	Domi-ciliary Location	Relation-ship to Reporting Entity	Directly Controlled by (Name of Entity/Person)	Type of Control (Ownership, Board, Management, Attorney-in-Fact, Influence, Other)	If Control is Owner-ship Provide Percen-tage	Ultimate Controlling Entity(ies)/Person(s)	Is an SCA Filing Re-quired? (Y/N)	*
		.00000					Candriam Monétaire	.FRA	NIA	Candriam France, simplified joint-stock company	Ownership	0.440	New York Life Insurance Company	.N	
		.00000					Cordius CIG	.LUX	NIA	Candriam Luxembourg, partnership limited by shares	Ownership	68.040	New York Life Insurance Company	.N	
		.00000					Cordius CIG	.LUX	NIA	Candriam Belgium public limited company	Ownership	15.980	New York Life Insurance Company	.N	
		.00000					Cordius CIG	.LUX	NIA	Candriam France, simplified joint-stock company	Ownership	15.980	New York Life Insurance Company	.N	
		.00000					Candriam Bonds Convertible Opportunities	.LUX	NIA	Candriam Luxembourg, partnership limited by shares	Ownership	27.480	New York Life Insurance Company	.N	
		.00000					Candriam Alternative Return Equity Market Neutral	.LUX	NIA	Candriam Luxembourg, partnership limited by shares	Ownership	21.210	New York Life Insurance Company	.N	
		.00000					NYLIM-GCR Fund I, LLC	.DE	NIA	New York Life Investment Management LLC	Ownership	50.000	New York Life Insurance Company	.N	
		.00000					NYLIM Fund II GP, LLC	.DE	NIA	New York Life Investment Management LLC	Ownership	100.000	New York Life Insurance Company	.N	
		.00000			0001355337		NYLIM Real Estate Mezzanine Fund II, LP	.DE	NIA	NYLIM Fund II GP, LLC	Ownership	100.000	New York Life Insurance Company	.N	
		.00000					NYLIM-TND, LLC	.DE	NIA	NYLIM Real Estate Mezzanine Fund II, LP	Ownership	100.000	New York Life Insurance Company	.N	
		.00000					WFGH, GP LLC	.DE	NIA	New York Life Investment Management LLC	Ownership	50.000	New York Life Insurance Company	.N	
		.00000			0001406803		Workforce Housing Fund I – 2007, LP	.DE	NIA	WFGH, GP LLC	Ownership	50.000	New York Life Insurance Company	.N	
		.00000					Evolvence Asset Management, Ltd.	.IND	NIA	GoldPoint Partners LLC	Ownership	24.500	New York Life Insurance Company	.N	
		.00000	13-4091043		0001292892		GoldPoint Partners LLC	.DE	NIA	New York Life Investment Management Holdings LLC	Ownership	100.000	New York Life Insurance Company	.N	
		.00000					NYLCAP 2010 Co-Invest GenPar GP, LLC	.DE	NIA	GoldPoint Partners LLC	Ownership	100.000	New York Life Insurance Company	.N	
		.00000					NYLCAP 2010 Co-Invest GenPar L.P.	.DE	NIA	NYLCAP 2010 Co-Invest GenPar GP, LLC	Ownership	100.000	New York Life Insurance Company	.N	
		.00000					NYLCAP 2010 Co-Invest L.P.	.DE	NIA	NYLCAP 2010 Co-Invest GenPar L.P.	Ownership	100.000	New York Life Insurance Company	.N	
		.00000					NYLCAP 2010 Co-Invest ECI Blocker Holdco A L.P.	.DE	NIA	NYLCAP 2010 Co-Invest L.P.	Ownership	100.000	New York Life Insurance Company	.N	
		.00000					NYLCAP 2010 Co-Invest ECI Blocker A L.P.	.DE	NIA	NYLCAP 2010 Co-Invest ECI Blocker Holdco A L.P.	Ownership	100.000	New York Life Insurance Company	.N	
		.00000					NYLCAP 2010 Co-Invest ECI Blocker Holdco B L.P.	.DE	NIA	NYLCAP 2010 Co-Invest L.P.	Ownership	100.000	New York Life Insurance Company	.N	
		.00000					NYLCAP 2010 Co-Invest ECI Blocker B L.P.	.DE	NIA	NYLCAP 2010 Co-Invest ECI Blocker Holdco B L.P.	Ownership	100.000	New York Life Insurance Company	.N	
		.00000					NYLCAP 2010 Co-Invest ECI Blocker Holdco E L.P.	.DE	NIA	NYLCAP 2010 Co-Invest L.P.	Ownership	100.000	New York Life Insurance Company	.N	
		.00000					NYLCAP 2010 Co-Invest ECI Blocker E L.P.	.DE	NIA	NYLCAP 2010 Co-Invest ECI Blocker Holdco E L.P.	Ownership	100.000	New York Life Insurance Company	.N	
		.00000					NYLCAP 2010 Co-Invest ECI Blocker F L.P.	.DE	NIA	NYLCAP 2010 Co-Invest ECI Blocker Holdco F L.P.	Ownership	100.000	New York Life Insurance Company	.N	
		.00000					NYLCAP 2010 Co-Invest ECI Blocker F L.P.	.DE	NIA	NYLCAP 2010 Co-Invest ECI Blocker Holdco F L.P.	Ownership	100.000	New York Life Insurance Company	.N	
		.00000					NYLCAP 2010 Co-Invest ECI Blocker F L.P.	.DE	NIA	NYLCAP 2010 Co-Invest L.P.	Ownership	100.000	New York Life Insurance Company	.N	
		.00000					NYLCAP 2010 Co-Invest ECI Blocker G L.P.	.DE	NIA	NYLCAP 2010 Co-Invest ECI Blocker Holdco G L.P.	Ownership	100.000	New York Life Insurance Company	.N	
		.00000					NYLCAP 2010 Co-Invest ECI Blocker G L.P.	.DE	NIA	NYLCAP 2010 Co-Invest ECI Blocker Holdco G L.P.	Ownership	100.000	New York Life Insurance Company	.N	
		.00000	13-4091045		0001513540		New York Life Capital Partners, LLC	.DE	NIA	GoldPoint Partners LLC	Ownership	100.000	New York Life Insurance Company	.N	
		.00000			0001513533		New York Life Capital Partners, LP	.DE	NIA	New York Life Capital Partners, LLC	Ownership	100.000	New York Life Insurance Company	.N	
		.00000			0001293285		New York Life Capital Partners II, LLC	.DE	NIA	GoldPoint Partners LLC	Ownership	100.000	New York Life Insurance Company	.N	
		.00000			0001293286		New York Life Capital Partners II, LP	.DE	NIA	New York Life Capital Partners II, LLC	Ownership	100.000	New York Life Insurance Company	.N	
		.00000					New York Life Capital Partners III GenPar GP, LLC	.DE	NIA	GoldPoint Partners LLC	Ownership	100.000	New York Life Insurance Company	.N	
		.00000					New York Life Capital Partners III GenPar, LP	.DE	NIA	New York Life Capital Partners III GenPar GP, LLC	Ownership	100.000	New York Life Insurance Company	.N	
		.00000					New York Life Capital Partners III, LP	.DE	NIA	New York Life Capital Partners III GenPar, LP	Ownership	100.000	New York Life Insurance Company	.N	

STATEMENT AS OF MARCH 31, 2017 OF THE NEW YORK LIFE INSURANCE AND ANNUITY CORPORATION

SCHEDULE Y

PART 1A - DETAIL OF INSURANCE HOLDING COMPANY SYSTEM

1	2	3	4	5	6	7	8	9	10	11	12	13	14	15	16
Group Code	Group Name	NAIC Company Code	ID Number	Federal RSSD	CIK	Name of Securities Exchange if Publicly Traded (U.S. or International)	Names of Parent, Subsidiaries Or Affiliates	Domi-ciliary Loca-tion	Relation-ship to Reporting Entity	Directly Controlled by (Name of Entity/Person)	Type of Control (Ownership, Board, Management, Attorney-in-Fact, Influence, Other)	If Control is Owner-ship Provide Percen-tage	Ultimate Controlling Entity(ies)/Person(s)	Is an SCA Filing Re-quired? (Y/N)	*
		..00000					New York Life Capital Partners III-A, LP	..DE	..NIA	New York Life Capital Partners III GenPar, LP	Ownership	100.000	New York Life Insurance Company	..N	
		..00000					New York Life Capital Partners IV GenPar GP, LLC	..DE	..NIA	GoldPoint Partners LLC	Ownership	100.000	New York Life Insurance Company	..N	
		..00000					New York Life Capital Partners IV GenPar, LP	..DE	..NIA	New York Life Capital Partners IV GenPar GP, LLC	Ownership	100.000	New York Life Insurance Company	..N	
		..00000					New York Life Capital Partners IV, LP	..DE	..NIA	New York Life Capital Partners IV GenPar, LP	Ownership	100.000	New York Life Insurance Company	..N	
		..00000					New York Life Capital Partners IV-A, LP	..DE	..NIA	New York Life Capital Partners IV GenPar, LP	Ownership	100.000	New York Life Insurance Company	..N	
		..00000					GoldPoint Partners Co-Investment V GenPar GP LLC	..DE	..NIA	GoldPoint Partners LLC	Ownership	100.000	New York Life Insurance Company	..N	
		..00000					GoldPoint Partners Co-Investment V GenPar, L.P.	..DE	..NIA	GoldPoint Partners Co-Investment V GenPar GP LLC	Ownership	100.000	New York Life Insurance Company	..N	
		..00000			0001562188		GoldPoint Partners Co-Investment V, L.P.	..DE	..NIA	GoldPoint Partners Co-Investment V GenPar, L.P.	Ownership	100.000	New York Life Insurance Company	..N	
		..00000					GoldPoint Partners Co-Investment V ECI								
		..00000					Blocker Holdco A, LP	..DE	..NIA	GoldPoint Partners Co-Investment V, LP	Ownership	100.000	New York Life Insurance Company	..N	
		..00000					GoldPoint Partners Co-Investment V ECI			GoldPoint Partners Co-Investment V ECI					
		..00000					Blocker A, LP	..DE	..NIA	Blocker Holdco A, LP	Ownership	100.000	New York Life Insurance Company	..N	
		..00000					GoldPoint Partners Co-Investment V ECI								
		..00000					Blocker Holdco B, LP	..DE	..NIA	GoldPoint Partners Co-Investment V, LP	Ownership	100.000	New York Life Insurance Company	..N	
		..00000					GoldPoint Partners Co-Investment V ECI			GoldPoint Partners Co-Investment V ECI					
		..00000					Blocker B, LP	..DE	..NIA	Blocker Holdco B, LP	Ownership	100.000	New York Life Insurance Company	..N	
		..00000					GoldPoint Partners Co-Investment V ECI								
		..00000					Blocker Holdco C, LP	..DE	..NIA	GoldPoint Partners Co-Investment V, LP	Ownership	100.000	New York Life Insurance Company	..N	
		..00000					GoldPoint Partners Co-Investment V ECI			GoldPoint Partners Co-Investment V ECI					
		..00000					Blocker C, LP	..DE	..NIA	Blocker Holdco C, LP	Ownership	100.000	New York Life Insurance Company	..N	
		..00000					GoldPoint Partners Co-Investment V ECI								
		..00000					Blocker Holdco D, LP	..DE	..NIA	GoldPoint Partners Co-Investment V, LP	Ownership	100.000	New York Life Insurance Company	..N	
		..00000					GoldPoint Partners Co-Investment V ECI			GoldPoint Partners Co-Investment V ECI					
		..00000					Blocker D, LP	..DE	..NIA	Blocker Holdco D, LP	Ownership	100.000	New York Life Insurance Company	..N	
		..00000					GoldPoint Partners Co-Investment V ECI								
		..00000					Blocker Holdco E, LP	..DE	..NIA	GoldPoint Partners Co-Investment V, LP	Ownership	100.000	New York Life Insurance Company	..N	
		..00000					GoldPoint Partners Co-Investment V ECI			GoldPoint Partners Co-Investment V ECI					
		..00000					Blocker E, LP	..DE	..NIA	Blocker Holdco E, LP	Ownership	100.000	New York Life Insurance Company	..N	
		..00000					GoldPoint Partners Co-Investment V ECI								
		..00000					Blocker Holdco F, LP	..DE	..NIA	GoldPoint Partners Co-Investment V, LP	Ownership	100.000	New York Life Insurance Company	..N	
		..00000					GoldPoint Partners Co-Investment V ECI			GoldPoint Partners Co-Investment V ECI					
		..00000					Blocker F, LP	..DE	..NIA	Blocker Holdco F, LP	Ownership	100.000	New York Life Insurance Company	..N	
		..00000					GoldPoint Partners Co-Investment V ECI			GoldPoint Partners Co-Investment V ECI					
		..00000					Blocker Holdco G,LP	..DE	..NIA	Blocker Holdco F, LP	Ownership	100.000	New York Life Insurance Company	..N	
		..00000					GoldPoint Partners Co-Investment V ECI			GoldPoint Partners Co-Investment V ECI					
		..00000					Blocker G,LP	..DE	..NIA	Blocker Holdco F, LP	Ownership	100.000	New York Life Insurance Company	..N	
		..00000					GoldPoint Partners Co-Investment Fund-A, LP	..DE	..NIA	GoldPoint Partners Co-Investment V, LP	Ownership	100.000	New York Life Insurance Company	..N	
		..00000					GoldPoint Partners Co-Investment VI GenPar GP LLC	..DE	..NIA	GoldPoint Partners LLC	Ownership	100.000	New York Life Insurance Company	..N	
		..00000					GoldPoint Partners Co-Investment VI GenPar LLC	..DE	..NIA	GoldPoint Partners Co-Investment VI GenPar GP LLC	Ownership	100.000	New York Life Insurance Company	..N	
		..00000					GoldPoint Partners Co-Investment VI LP	..DE	..NIA	GoldPoint Partners Co-Investment VI GenPar GP LLC	Ownership	100.000	New York Life Insurance Company	..N	
		..00000					NYLCAP India Funding LLC	..DE	..NIA	GoldPoint Partners LLC	Ownership	100.000	New York Life Insurance Company	..N	
		..00000					NYLIW-JB Asset Management Co. (Mauritius) LLC	..MUS	..NIA	NYLCAP India Funding LLC	Ownership	24.660	New York Life Insurance Company	..N	4

STATEMENT AS OF MARCH 31, 2017 OF THE NEW YORK LIFE INSURANCE AND ANNUITY CORPORATION

SCHEDULE Y

PART 1A - DETAIL OF INSURANCE HOLDING COMPANY SYSTEM

1	2	3	4	5	6	7	8	9	10	11	12	13	14	15	16
Group Code	Group Name	NAIC Company Code	ID Number	Federal RSSD	CIK	Name of Securities Exchange if Publicly Traded (U.S. or International)	Names of Parent, Subsidiaries Or Affiliates	Domi-ciliary Location	Relation-ship to Reporting Entity	Directly Controlled by (Name of Entity/Person)	Type of Control (Ownership, Board, Management, Attorney-in-Fact, Influence, Other)	If Control is Owner-ship Provide Percen-tage	Ultimate Controlling Entity(ies)/Person(s)	Is an SCA Filing Re-quired? (Y/N)	*
		.00000			0001356865		New York Life Investment Management India Fund II, LLC (Mauritius)	.MUS	.NIA	NYLIM-JB Asset Management Co. (Mauritius) LLC	Ownership	100.000	New York Life Insurance Company	.N	
		.00000					New York Life Investment Management India Fund (FVCI) II, LLC (Mauritius)	.MUS	.NIA	New York Life Investment Management India Fund II, LLC (Mauritius)	Ownership	100.000	New York Life Insurance Company	.N	
		.00000					NYLCAP India Funding III LLC	.DE	.NIA	GoldPoint Partners LLC	Ownership	100.000	New York Life Insurance Company	.N	
		.00000					NYLIM-Jacob Ballas Asset Management Company III, (Mauritius) LLC	.MUS	.NIA	NYLCAP India Funding III LLC	Ownership	24.660	New York Life Insurance Company	.N	5
		.00000			0001435025		NYLIM Jacob Ballas India Fund III (Mauritius) LLC	.MUS	.NIA	NYLIM-Jacob Ballas Asset Management Company III, LLC	Ownership	100.000	New York Life Insurance Company	.N	
		.00000					NYLIM Jacob Ballas Capital India (FVCI) III (Mauritius) LLC	.MUS	.NIA	NYLIM Jacob Ballas India Fund III (Mauritius) LLC	Ownership	100.000	New York Life Insurance Company	.N	
		.00000					NYLIM Jacob Ballas India (FII) III (Mauritius) LLC	.MUS	.NIA	NYLIM Jacob Ballas India Fund III (Mauritius) LLC	Ownership	100.000	New York Life Insurance Company	.N	
		.00000					NYLIM Jacob Ballas India Holdings IV	.MUS	.NIA	New York Life Investment Management LLC	Ownership	100.000	New York Life Insurance Company	.N	
		.00000					NYLCAP Holdings (Mauritius) LLC	.MUS	.NIA	New York Life Investment Management Holdings LLC	Ownership	100.000	New York Life Insurance Company	.N	
		.00000					Jacob Ballas Capital India PVT, LTD	.MUS	.NIA	NYLCAP Holdings (Mauritius) LLC	Ownership	23.300	New York Life Insurance Company	.N	
		.00000			0001513541		NYLIM Mezzanine GenPar GP, LLC	.DE	.NIA	GoldPoint Partners LLC	Ownership	100.000	New York Life Insurance Company	.N	
		.00000			0001513539		NYLIM Mezzanine GenPar, LP	.DE	.NIA	NYLIM Mezzanine GenPar GP, LLC	Ownership	100.000	New York Life Insurance Company	.N	
		.00000			0001193500		New York Life Investment Management Mezzanine Partners, LP	.DE	.NIA	NYLIM Mezzanine GenPar, LP	Ownership	100.000	New York Life Insurance Company	.N	
		.00000			0001259536		NYLIM Mezzanine Partners Parallel Fund LP	.DE	.NIA	NYLIM Mezzanine GenPar, LP	Ownership	100.000	New York Life Insurance Company	.N	
		.00000					NYLIM Mezzanine Partners II GenPar GP, LLC	.DE	.NIA	GoldPoint Partners LLC	Ownership	100.000	New York Life Insurance Company	.N	
		.00000					NYLIM Mezzanine Offshore Partners II, LP	.CYM	.NIA	NYLIM Mezzanine Partners II GenPar GP, LLC	Ownership	100.000	New York Life Insurance Company	.N	
		.00000					NYLIM Mezzanine Partners II GenPar, LP	.DE	.NIA	NYLIM Mezzanine Partners II GenPar GP, LLC	Ownership	100.000	New York Life Insurance Company	.N	
		.00000					New York Life Investment Management Mezzanine Partners II, LP	.DE	.NIA	NYLIM Mezzanine Partners II GenPar, LP	Ownership	100.000	New York Life Insurance Company	.N	
		.00000			0001387095		NYLIM Mezzanine Partners II Parallel Fund, LP	.DE	.NIA	NYLIM Mezzanine Partners II GenPar, LP	Ownership	100.000	New York Life Insurance Company	.N	
		.00000					NYLIM Mezzanine II Parallel Luxco S.a.r.l.	.LUX	.NIA	NYLIM Mezzanine Partners II Parallel Fund, LP	Ownership	100.000	New York Life Insurance Company	.N	
		.00000					Voice Holdco Ltd.	.CAN	.NIA	NYLIM Mezzanine II Parallel Luxco S.a.r.l.	Ownership	27.000	New York Life Insurance Company	.N	
		.00000					NYLCAP Mezzanine Partners III GenPar GP, LLC	.DE	.NIA	GoldPoint Partners LLC	Ownership	100.000	New York Life Insurance Company	.N	
		.00000					NYLCAP Mezzanine Offshore Partners III, LP	.DE	.NIA	NYLCAP Mezzanine Partners III GenPar GP, LLC	Ownership	100.000	New York Life Insurance Company	.N	
		.00000					NYLCAP Mezzanine Partners III GenPar, LP	.DE	.NIA	NYLCAP Mezzanine Partners III GenPar GP, LLC	Ownership	100.000	New York Life Insurance Company	.N	
		.00000					NYLCAP Mezzanine Partners III-K, LP	.DE	.NIA	NYLCAP Mezzanine Partners III GenPar, LP	Ownership	100.000	New York Life Insurance Company	.N	
		.00000			0001482545		NYLCAP Mezzanine Partners III, LP	.DE	.NIA	NYLCAP Mezzanine Partners III GenPar, LP	Ownership	100.000	New York Life Insurance Company	.N	
		.00000			0001539552		NYLCAP Mezzanine Partners III Parallel Fund, LP	.DE	.NIA	NYLCAP Mezzanine Partners III GenPar, LP	Ownership	100.000	New York Life Insurance Company	.N	
		.00000					NYLCAP Mezzanine Partners III 2012 Co-Invest, LP	.DE	.NIA	NYLCAP Mezzanine Partners III GenPar, LP	Ownership	100.000	New York Life Insurance Company	.N	
		.00000			0001483925		NYLCAP Mezzanine Partners III 2012 Co-Invest EC1 Blocker Holdco A, LP	.DE	.NIA	NYLCAP Mezzanine Partners III 2012 Co-Invest, LP	Ownership	100.000	New York Life Insurance Company	.N	
		.00000					NYLCAP Mezzanine Partners III 2012 Co-Invest EC1 Blocker A, LP	.DE	.NIA	NYLCAP Mezzanine Partners III 2012 Co-Invest EC1 Blocker Holdco A, LP	Ownership	100.000	New York Life Insurance Company	.N	
		.00000					NYLCAP Mezzanine Partners III 2012 Co-Invest EC1 Blocker Holdco B, LP	.DE	.NIA	NYLCAP Mezzanine Partners III 2012 Co-Invest, LP	Ownership	100.000	New York Life Insurance Company	.N	

STATEMENT AS OF MARCH 31, 2017 OF THE NEW YORK LIFE INSURANCE AND ANNUITY CORPORATION

SCHEDULE Y

PART 1A - DETAIL OF INSURANCE HOLDING COMPANY SYSTEM

1	2	3	4	5	6	7	8	9	10	11	12	13	14	15	16
Group Code	Group Name	NAIC Company Code	ID Number	Federal RSSD	CIK	Name of Securities Exchange if Publicly Traded (U.S. or International)	Names of Parent, Subsidiaries Or Affiliates	Domi-ciliary Location	Relation-ship to Reporting Entity	Directly Controlled by (Name of Entity/Person)	Type of Control (Ownership, Board, Management, Attorney-in-Fact, Influence, Other)	If Control is Owner-ship Provide Percen-tage	Ultimate Controlling Entity(ies)/Person(s)	Is an SCA Filing Re-quired? (Y/N)	*
		.00000					NYLCAP Mezzanine Partners III 2012 Co-Invest ECI Blocker B, LP	DE	NIA	NYLCAP Mezzanine Partners III 2012 Co-Invest ECI Blocker Holdco B, LP	Ownership	100.000	New York Life Insurance Company	N	
		.00000					NYLCAP Mezzanine Partners III 2012 Co-Invest ECI Blocker Holdco C, LP	DE	NIA	NYLCAP Mezzanine Partners III 2012 Co-Invest, LP	Ownership	100.000	New York Life Insurance Company	N	
		.00000					NYLCAP Mezzanine Partners III 2012 Co-Invest ECI Blocker C, LP	DE	NIA	NYLCAP Mezzanine Partners III 2012 Co-Invest ECI Blocker Holdco C, LP	Ownership	100.000	New York Life Insurance Company	N	
		.00000					NYLCAP Mezzanine Partners III 2012 Co-Invest ECI Blocker Holdco D, LP	DE	NIA	NYLCAP Mezzanine Partners III 2012 Co-Invest, LP	Ownership	100.000	New York Life Insurance Company	N	
		.00000					NYLCAP Mezzanine Partners III 2012 Co-Invest ECI Blocker D, LP	DE	NIA	NYLCAP Mezzanine Partners III 2012 Co-Invest ECI Blocker Holdco D, LP	Ownership	100.000	New York Life Insurance Company	N	
		.00000					NYLCAP Mezzanine Partners III 2012 Co-Invest ECI Blocker Holdco E, LP	DE	NIA	NYLCAP Mezzanine Partners III 2012 Co-Invest, LP	Ownership	100.000	New York Life Insurance Company	N	
		.00000					NYLCAP Mezzanine Partners III 2012 Co-Invest ECI Blocker E, LP	DE	NIA	NYLCAP Mezzanine Partners III 2012 Co-Invest ECI Blocker Holdco E, LP	Ownership	100.000	New York Life Insurance Company	N	
		.00000					NYLCAP Mezzanine Partners III 2012 Co-Invest ECI Blocker Holdco F, LP	DE	NIA	NYLCAP Mezzanine Partners III 2012 Co-Invest, LP	Ownership	100.000	New York Life Insurance Company	N	
		.00000					NYLCAP Mezzanine Partners III 2012 Co-Invest ECI Blocker F, LP	DE	NIA	NYLCAP Mezzanine Partners III 2012 Co-Invest ECI Blocker Holdco F, LP	Ownership	100.000	New York Life Insurance Company	N	
		.00000					GoldPoint Mezzanine Partners IV GenPar GP, LLC	DE	NIA	GoldPoint Partners LLC	Ownership	100.000	New York Life Insurance Company	N	
		.00000					GoldPoint Mezzanine Partners Offshore IV, L.P.	CYM	NIA	GoldPoint Mezzanine Partners IV GenPar GP, LLC	Ownership	100.000	New York Life Insurance Company	N	
		.00000					GoldPoint Mezzanine Partners IV GenPar LP	DE	NIA	GoldPoint Mezzanine Partners IV GenPar GP, LLC	Ownership	100.000	New York Life Insurance Company	N	
		.00000					GoldPoint Mezzanine Partners IV, LP	DE	NIA	GoldPoint Mezzanine Partners IV GenPar LP	Ownership	100.000	New York Life Insurance Company	N	
		.00000					GPP Mezzanine Blocker Holdco A, LP	DE	NIA	GoldPoint Mezzanine Partners IV, LP	Ownership	100.000	New York Life Insurance Company	N	
		.00000					GPP Mezzanine Blocker Holdco Preferred A, LP	DE	NIA	GoldPoint Mezzanine Partners IV, LP	Ownership	100.000	New York Life Insurance Company	N	
		.00000					GPP Mezzanine Blocker A, LP	DE	NIA	GPP Mezzanine Blocker Holdco A, LP	Ownership	7.500	New York Life Insurance Company	N	
		.00000					GPP Mezzanine Blocker A, LP	DE	NIA	GoldPoint Mezzanine Partners IV, LP	Ownership	92.500	New York Life Insurance Company	N	
		.00000					GPP Mezzanine Blocker Holdco B, LP	DE	NIA	GoldPoint Mezzanine Partners IV, LP	Ownership	100.000	New York Life Insurance Company	N	
		.00000					GPP Mezzanine Blocker B, LP	DE	NIA	GPP Mezzanine Blocker Holdco B, LP	Ownership	4.400	New York Life Insurance Company	N	
		.00000					GPP Mezzanine Blocker B, LP	DE	NIA	GoldPoint Mezzanine Partners IV, LP	Ownership	95.600	New York Life Insurance Company	N	
		.00000					GPP Mezzanine Blocker Holdco C, LP	DE	NIA	GoldPoint Mezzanine Partners IV, LP	Ownership	100.000	New York Life Insurance Company	N	
		.00000					GPP Mezzanine Blocker C, LP	DE	NIA	GoldPoint Mezzanine Partners IV, LP	Ownership	100.000	New York Life Insurance Company	N	
		.00000					GoldPoint Mezzanine Partners Co-Investment Fund A, LP	DE	NIA	GoldPoint Mezzanine Partners IV GenPar LP	Ownership	100.000	New York Life Insurance Company	N	
		.00000					NYLCAP Select Manager GenPar GP, LLC	DE	NIA	GoldPoint Partners LLC	Ownership	100.000	New York Life Insurance Company	N	
		.00000					NYLCAP Select Manager GenPar, LP	DE	NIA	NYLCAP Select Manager GenPar GP, LLC	Ownership	100.000	New York Life Insurance Company	N	
		.00000			0001441093		NYLCAP Select Manager Fund, LP	DE	NIA	NYLCAP Select Manager GenPar, LP	Ownership	100.000	New York Life Insurance Company	N	
		.00000					NYLCAP Select Manager Cayman Fund, LP	CYM	NIA	NYLCAP Select Manager GenPar GP, LLC	Ownership	100.000	New York Life Insurance Company	N	
		.00000					NYLCAP Canada GenPar, Inc.	CAN	NIA	GoldPoint Partners LLC	Ownership	100.000	New York Life Insurance Company	N	
		.00000					NYLCAP Select Manager Canada Fund, LP	CAN	NIA	NYLCAP Canada GenPar, Inc.	Ownership	100.000	New York Life Insurance Company	N	
		.00000					NYLCAP Select Manager II GenPar GP, LLC	DE	NIA	GoldPoint Partners LLC	Ownership	100.000	New York Life Insurance Company	N	
		.00000					NYLCAP Select Manager II GenPar GP, L.P.	CYM	NIA	NYLCAP Select Manager II GenPar GP, LLC	Ownership	100.000	New York Life Insurance Company	N	
		.00000			0001520743		NYLCAP Select Manager Fund II, L.P.	CYM	NIA	NYLCAP Select Manager II GenPar GP, L.P.	Ownership	100.000	New York Life Insurance Company	N	
		.00000					NYLCAP Canada II GenPar, Inc.	CAN	NIA	GoldPoint Partners LLC	Ownership	100.000	New York Life Insurance Company	N	
		.00000					NYLCAP Select Manager Canada Fund II, L.P.	CAN	NIA	NYLCAP Canada II GenPar, Inc.	Ownership	100.000	New York Life Insurance Company	N	
		.00000					GoldPoint Partners Select Manager III GenPar GP, LLC	DE	NIA	GoldPoint Partners LLC	Ownership	100.000	New York Life Insurance Company	N	
		.00000					GoldPoint Partners Select Manager III GenPar, L.P.	CYM	NIA	GoldPoint Partners Select Manager III GenPar GP, LLC	Ownership	100.000	New York Life Insurance Company	N	
		.00000					GoldPoint Partners Select Manager Fund III, L.P.	CYM	NIA	GoldPoint Partners Select Manager III GenPar, L.P.	Ownership	100.000	New York Life Insurance Company	N	

STATEMENT AS OF MARCH 31, 2017 OF THE NEW YORK LIFE INSURANCE AND ANNUITY CORPORATION

SCHEDULE Y

PART 1A - DETAIL OF INSURANCE HOLDING COMPANY SYSTEM

1	2	3	4	5	6	7	8	9	10	11	12	13	14	15	16
Group Code	Group Name	NAIC Company Code	ID Number	Federal RSSD	CIK	Name of Securities Exchange if Publicly Traded (U.S. or International)	Names of Parent, Subsidiaries Or Affiliates	Domi-ciliary Location	Relation-ship to Reporting Entity	Directly Controlled by (Name of Entity/Person)	Type of Control (Ownership, Board, Management, Attorney-in-Fact, Influence, Other)	If Control is Ownership Provide Percen-tage	Ultimate Controlling Entity(ies)/Person(s)	Is an SCA Filing Re-quired? (Y/N)	*
		.00000					GoldPoint Partners Select Manager Fund III AIV, L.P.	.DE	.NIA	GoldPoint Partners Select Manager III GenPar, L.P.	Ownership	100.000	New York Life Insurance Company	.N	
		.00000					GoldPoint Partners Canada III GenPar, Inc	.CAN	.NIA	GoldPoint Partners LLC	Ownership	100.000	New York Life Insurance Company	.N	
		.00000					GoldPoint Partners Select Manager Canada Fund III, L.P.	.CAN	.NIA	GoldPoint Partners Canada III GenPar, Inc	Ownership	100.000	New York Life Insurance Company	.N	
		.00000					MCF Mezzanine Carry I LLC	.DE	.NIA	Madison Capital Funding LLC	Other	0.000	New York Life Insurance Company	.N	.1
		.00000					MCF Mezzanine Fund I LLC	.DE	.NIA	New York Life Insurance Company	Ownership	66.670	New York Life Insurance Company	.N	
		.00000					MCF Mezzanine Fund I LLC	.DE	.NIA	New York Life Insurance & Annuity Corporation	Ownership	33.330	New York Life Insurance Company	.N	
		.00000					Montpelier Carry Parent, LLC	.DE	.NIA	Madison Capital Funding LLC	Ownership	100.000	New York Life Insurance Company	.N	
		.00000					Montpelier Carry, LLC	.DE	.NIA	Montpelier Carry Parent, LLC	Ownership	100.000	New York Life Insurance Company	.N	
		.00000					Montpelier GP, LLC	.DE	.NIA	Madison Capital Funding LLC	Ownership	100.000	New York Life Insurance Company	.N	
		.00000	90-0938480		0001570694		Montpelier Fund, L.P.	.DE	.NIA	Montpelier GP, LLC	Ownership	100.000	New York Life Insurance Company	.N	
		.00000					NYLIM Flatiron CLO 2004-1 Ltd.	.CYM	.OTH	New York Life Insurance Company	Influence	0.000	New York Life Insurance Company	.N	.6
		.00000					NYLIM Flatiron CLO 2004-1 Equity Holdings LLC, Series A	.DE	.OTH	NYLIM Flatiron CLO 2004-1 Ltd.	Influence	0.000	New York Life Insurance Company	.N	.6
		.00000					NYLIM Flatiron CLO 2006-1 Ltd.	.CYM	.OTH	New York Life Insurance Company	Influence	0.000	New York Life Insurance Company	.N	.6
		.00000					NYLIM Flatiron CLO 2006-1 Equity Holdings LLC, Series A	.DE	.OTH	NYLIM Flatiron CLO 2006-1 Ltd.	Influence	0.000	New York Life Insurance Company	.N	.6
		.00000					Flatiron CLO 2007-1 Ltd.	.CYM	.OTH	New York Life Insurance Company	Influence	0.000	New York Life Insurance Company	.N	.6
		.00000					NYLIM Flatiron CLO 2007-1 Equity Holdings LLC, Series A	.CYM	.OTH	NYLIM Flatiron CLO 2007-1 Ltd.	Influence	0.000	New York Life Insurance Company	.N	.6
		.00000					Flatiron CLO 2011-1 Ltd.	.CYM	.OTH	New York Life Insurance Company	Influence	0.000	New York Life Insurance Company	.N	.6
		.00000					Flatiron CLO 2012-1 Ltd.	.CYM	.OTH	New York Life Insurance Company	Influence	0.000	New York Life Insurance Company	.N	.6
		.00000					Flatiron CLO 2013-1 Ltd.	.CYM	.OTH	New York Life Insurance Company	Influence	0.000	New York Life Insurance Company	.N	.6
		.00000					Flatiron CLO 2014-1 Ltd.	.CYM	.OTH	New York Life Insurance Company	Influence	0.000	New York Life Insurance Company	.N	.6
		.00000					Flatiron CLO 2014-1 Ltd.	.CYM	.OTH	New York Life Insurance Company	Influence	0.000	New York Life Insurance Company	.N	.6
		.00000					Flatiron CLO 17 Ltd.	.CYM	.OTH	New York Life Insurance Company	Influence	0.000	New York Life Insurance Company	.N	.6
		.00000					Flatiron CLO 17 Funding Ltd.	.CYM	.OTH	New York Life Insurance Company	Ownership	100.000	New York Life Insurance Company	.N	
		.00000					Flatiron CLO 2015-1 Ltd.	.CYM	.OTH	New York Life Insurance Company	Influence	0.000	New York Life Insurance Company	.N	.6
		.00000					Stratford CDO 2001-1 Ltd.	.CYM	.OTH	New York Life Insurance Company	Influence	0.000	New York Life Insurance Company	.N	.6
		.00000		4007034			Silverado CLO 2006-II Limited	.CYM	.OTH	New York Life Insurance Company	Influence	0.000	New York Life Insurance Company	.N	.6
		.00000					Silverado CLO 2006-II Equity Holdings LLC, Series A	.CYM	.OTH	Silverado CLO 2006-II Limited	Influence	0.000	New York Life Insurance Company	.N	.6
		.00000					New York Life Funding	.CYM	.OTH	New York Life Insurance Company	Other	0.000	New York Life Insurance Company	.N	.7
		.00000					New York Life Global Funding	.DE	.OTH	New York Life Insurance Company	Other	0.000	New York Life Insurance Company	.N	.7
		.00000					Martingale Road LLC	.DE	.NIA	New York Life Insurance Company	Ownership	100.000	New York Life Insurance Company	.N	
		.00000					UFI-NOR Federal Receivables Trust, Series 2009B	.NY	.OTH	New York Life Insurance Company	Influence	0.000	New York Life Insurance Company	.N	.8
		.00000					Government Energy Savings Trust 2003-A	.NY	.OTH	New York Life Insurance Company	Influence	0.000	New York Life Insurance Company	.N	.8
		.00000					NYL Equipment Issuance Trust	.DE	.OTH	New York Life Insurance Company	Influence	0.000	New York Life Insurance Company	.N	.8
		.00000					NYL Equipment Issuance Trust 2014-2	.DE	.OTH	New York Life Insurance Company	Influence	0.000	New York Life Insurance Company	.N	.8
		.00000	54-1886751		0001065114		Private Advisors LLC	.DE	.NIA	New York Life Investment Management Holdings LLC	Ownership	65.850	New York Life Insurance Company	.N	
		.00000					PACIF Carry Parent, LLC	.DE	.NIA	Private Advisors LLC	Ownership	100.000	New York Life Insurance Company	.N	
		.00000					PACIF Carry, LLC	.DE	.NIA	PACIF Carry Parent, LLC	Ownership	100.000	New York Life Insurance Company	.N	
		.00000					PACIF GP, LLC	.DE	.NIA	Private Advisors L.L.C.	Ownership	100.000	New York Life Insurance Company	.N	
		.00000			0001368975		Private Advisors Coinvestment Fund, LP	.DE	.NIA	PACIF GP, LLC	Ownership	100.000	New York Life Insurance Company	.N	
		.00000					PACIF II Carry Parent, LLC	.DE	.NIA	Private Advisors LLC	Ownership	100.000	New York Life Insurance Company	.N	
		.00000					PACIF II Carry, LLC	.DE	.NIA	PACIF II Carry Parent, LLC	Ownership	100.000	New York Life Insurance Company	.N	
		.00000					PACIF II GP, LLC	.DE	.NIA	Private Advisors L.L.C.	Ownership	100.000	New York Life Insurance Company	.N	
		.00000			0001489910		Private Advisors Coinvestment Fund II, LP	.DE	.NIA	PACIF II GP, LLC	Ownership	100.000	New York Life Insurance Company	.N	
		.00000					PACIF III Carry Parent, LLC	.DE	.NIA	Private Advisors LLC	Ownership	100.000	New York Life Insurance Company	.N	
		.00000					PACIF III Carry, LLC	.DE	.NIA	PACIF III Carry Parent, LLC	Ownership	100.000	New York Life Insurance Company	.N	

STATEMENT AS OF MARCH 31, 2017 OF THE NEW YORK LIFE INSURANCE AND ANNUITY CORPORATION

SCHEDULE Y

PART 1A - DETAIL OF INSURANCE HOLDING COMPANY SYSTEM

1	2	3	4	5	6	7	8	9	10	11	12	13	14	15	16
Group Code	Group Name	NAIC Company Code	ID Number	Federal RSSD	CIK	Name of Securities Exchange if Publicly Traded (U.S. or International)	Names of Parent, Subsidiaries Or Affiliates	Domi-ciliary Location	Relation-ship to Reporting Entity	Directly Controlled by (Name of Entity/Person)	Type of Control (Ownership, Board, Management, Attorney-in-Fact, Influence, Other)	If Control is Ownership Provide Per-centage	Ultimate Controlling Entity(ies)/Person(s)	Is an SCA Filing Re-quired? (Y/N)	*
		.00000					PACIF III GP, LLC	DE	NIA	Private Advisors L.L.C.	Ownership	100.000	New York Life Insurance Company	N	
		.00000	46-1360141		0001562375		Private Advisors Coinvestment Fund III, LP	DE	NIA	PACIF III GP, LLC	Ownership	100.000	New York Life Insurance Company	N	
		.00000					PACIF IV GP, LLC	DE	NIA	Private Advisors L.L.C.	Ownership	100.000	New York Life Insurance Company	N	
		.00000			0001646588		Private Advisors Coinvestment Fund IV, LP	DE	NIA	PACIF IV GP, LLC	Ownership	100.000	New York Life Insurance Company	N	
		.00000					PACIF IV Carry Parent, LLC	DE	NIA	Private Advisors L.L.C.	Ownership	100.000	New York Life Insurance Company	N	
		.00000					PACIF IV Carry, LLC	DE	NIA	PACIF IV Carry Parent, LLC	Ownership	100.000	New York Life Insurance Company	N	
		.00000					PASCCIF GP, LLC	DE	NIA	Private Advisors L.L.C.	Ownership	100.000	New York Life Insurance Company	N	
							Private Advisors Small Company Coinvestment Fund, LP	DE	NIA	PASCCIF GP, LLC	Ownership	100.000	New York Life Insurance Company	N	
		.00000					Private Advisors Small Company Coinvestment Fund ERISA, LP	DE	NIA	PASCCIF GP, LLC	Ownership	100.000	New York Life Insurance Company	N	
		.00000					PASCCIF Carry Parent, LLC	DE	NIA	Private Advisors L.L.C.	Ownership	100.000	New York Life Insurance Company	N	
		.00000					PASCCIF Carry, LLC	DE	NIA	PASCCIF Carry Parent, LLC	Ownership	100.000	New York Life Insurance Company	N	
							Private Advisors Small Company Buyout Fund II, L.P.	DE	NIA	Private Advisors L.L.C.	Ownership	100.000	New York Life Insurance Company	N	
		.00000			0001278583		PASCBF III GP, LLC	DE	NIA	Private Advisors L.L.C.	Ownership	100.000	New York Life Insurance Company	N	
							Private Advisors Small Company Buyout Fund III, LP	DE	NIA	PASCBF III GP, LLC	Ownership	100.000	New York Life Insurance Company	N	
		.00000			0001374891		PASCBF IV Carry Parent, LLC	DE	NIA	Private Advisors L.L.C.	Ownership	100.000	New York Life Insurance Company	N	
		.00000					PASCBF IV Carry, LLC	DE	NIA	PASCBF IV Carry Parent, LLC	Ownership	100.000	New York Life Insurance Company	N	
		.00000					PASCBF IV GP, LLC	DE	NIA	Private Advisors L.L.C.	Ownership	100.000	New York Life Insurance Company	N	
							Private Advisors Small Company Buyout Fund IV, LP	DE	NIA	PASCBF IV GP, LLC	Ownership	100.000	New York Life Insurance Company	N	
		.00000			0001442524		PASCBF V Carry Parent, LLC	DE	NIA	Private Advisors L.L.C.	Ownership	100.000	New York Life Insurance Company	N	
		.00000					PASCBF V Carry, LLC	DE	NIA	PASBF V Carry Parent, LLC	Ownership	100.000	New York Life Insurance Company	N	
		.00000					PASCBF V GP, LLC	DE	NIA	Private Advisors L.L.C.	Ownership	100.000	New York Life Insurance Company	N	
							Private Advisors Small Company Buyout Fund V, LP	DE	NIA	PASCBF V GP, LLC	Ownership	100.000	New York Life Insurance Company	N	
		.00000			0001537995		Private Advisors Small Company Buyout V – ERISA Fund, LP	DE	NIA	PASCBF V GP, LLC	Ownership	100.000	New York Life Insurance Company	N	
		.00000			0001576987		PASCOPEF VI Carry Parent, LLC	DE	NIA	Private Advisors L.L.C.	Ownership	100.000	New York Life Insurance Company	N	
		.00000					PASCOPEF VI Carry, LLC	DE	NIA	PASCOPEF VI Carry Parent, LLC	Ownership	100.000	New York Life Insurance Company	N	
		.00000					PASCOPEF VI GP, LLC	DE	NIA	Private Advisors L.L.C.	Ownership	100.000	New York Life Insurance Company	N	
							Private Advisors Small Company Private Equity Fund VI, LP	DE	NIA	PASCOPEF VI GP, LLC	Ownership	100.000	New York Life Insurance Company	N	
		.00000			0001595889		Private Advisors Small Company Private Equity Fund VI, LP	CYM	NIA	PASCOPEF VI GP, LLC	Ownership	100.000	New York Life Insurance Company	N	
		.00000					PASCOPEF VII GP, LLC	DE	NIA	Private Advisors L.L.C.	Ownership	100.000	New York Life Insurance Company	N	
							Private Advisors Small Company Private Equity Fund VII, LP	DE	NIA	PASCOPEF VII GP, LLC	Ownership	100.000	New York Life Insurance Company	N	
		.00000					PASCOPEF VII Carry Parent, LLC	DE	NIA	Private Advisors L.L.C.	Ownership	100.000	New York Life Insurance Company	N	
		.00000					PASCOPEF VII Carry, LLC	DE	NIA	PASCOPEF VII Carry Parent, LLC	Ownership	100.000	New York Life Insurance Company	N	
		.00000					PA Real Assets Carry Parent, LLC	DE	NIA	Private Advisors L.L.C.	Ownership	100.000	New York Life Insurance Company	N	
		.00000					PA Real Assets Carry, LLC	DE	NIA	PA Real Assets Carry Parent, LLC	Ownership	100.000	New York Life Insurance Company	N	
		.00000					PA Emerging Manager Carry Parent, LLC	DE	NIA	Private Advisors L.L.C.	Ownership	100.000	New York Life Insurance Company	N	
		.00000					PA Emerging Manager Carry, LLC	DE	NIA	PA Emerging Manager Carry Parent, LLC	Ownership	100.000	New York Life Insurance Company	N	
		.00000					RIC I GP, LLC	DE	NIA	Private Advisors L.L.C.	Ownership	100.000	New York Life Insurance Company	N	
		.00000					Richmond Coinvestment Partners I, LP	DE	NIA	RIC I GP, LLC	Ownership	100.000	New York Life Insurance Company	N	
		.00000					RIC I Carry Parent, LLC	DE	NIA	Private Advisors L.L.C.	Ownership	100.000	New York Life Insurance Company	N	
		.00000					RIC I Carry, LLC	DE	NIA	RIC I Carry Parent, LLC	Ownership	100.000	New York Life Insurance Company	N	
		.00000					PARAF GP, LLC	DE	NIA	Private Advisors L.L.C.	Ownership	100.000	New York Life Insurance Company	N	
		.00000					Private Advisors Real Assets Fund, LP	DE	NIA	PARAF GP, LLC	Ownership	100.000	New York Life Insurance Company	N	
		.00000					PARAF Carry Parent, LLC	DE	NIA	Private Advisors L.L.C.	Ownership	100.000	New York Life Insurance Company	N	
		.00000					PARAF Carry, LLC	DE	NIA	PARAF Carry Parent, LLC	Ownership	100.000	New York Life Insurance Company	N	

STATEMENT AS OF MARCH 31, 2017 OF THE NEW YORK LIFE INSURANCE AND ANNUITY CORPORATION

SCHEDULE Y

PART 1A - DETAIL OF INSURANCE HOLDING COMPANY SYSTEM

1	2	3	4	5	6	7	8	9	10	11	12	13	14	15	16
Group Code	Group Name	NAIC Company Code	ID Number	Federal RSSD	CIK	Name of Securities Exchange if Publicly Traded (U.S. or International)	Names of Parent, Subsidiaries Or Affiliates	Domi-ciliary Loca-tion	Relation-ship to Reporting Entity	Directly Controlled by (Name of Entity/Person)	Type of Control (Ownership, Board, Management, Attorney-in-Fact, Influence, Other)	If Control is Owner-ship Provide Percen-tage	Ultimate Controlling Entity(ies)/Person(s)	Is an SCA Filing Re-quired? (Y/N)	*
		.00000		3328161			Cuyahoga Capital Partners I Management Group, LLC	DE	NIA	Private Advisors L.L.C.	Ownership	100.000	New York Life Insurance Company	N	
		.00000		3594658			Cuyahoga Capital Partners II Management Group LLC	DE	NIA	Private Advisors L.L.C.	Ownership	100.000	New York Life Insurance Company	N	
		.00000		3729106			Cuyahoga Capital Partners III Management Group LLC	DE	NIA	Private Advisors L.L.C.	Ownership	100.000	New York Life Insurance Company	N	
		.00000					Cuyahoga Capital Partners IV Management Group LLC	DE	NIA	Private Advisors L.L.C.	Ownership	100.000	New York Life Insurance Company	N	
		.00000					PASF V GP, LLC	DE	NIA	Private Advisors L.L.C.	Ownership	100.000	New York Life Insurance Company	N	
		.00000			0001646590		Private Advisors Secondary Fund V, LP	DE	NIA	PASF V GP, LLC	Ownership	100.000	New York Life Insurance Company	N	
		.00000					PASF V Carry Parent, LLC	DE	NIA	Private Advisors L.L.C.	Ownership	100.000	New York Life Insurance Company	N	
		.00000					PASF V Carry, LLC	DE	NIA	PASF V Carry Parent, LLC	Ownership	100.000	New York Life Insurance Company	N	
		.00000		3835342			Cuyahoga Capital Emerging Buyout Partners Management Group LLC	DE	NIA	Private Advisors L.L.C.	Ownership	100.000	New York Life Insurance Company	N	
		.00000					UVF GP, LLC	DE	NIA	Private Advisors L.L.C.	Ownership	100.000	New York Life Insurance Company	N	
		.00000			0001605509		Undiscovered Value Fund, LP	DE	NIA	Private Advisors L.L.C.	Ownership	100.000	New York Life Insurance Company	N	
		.00000			0001605502		Undiscovered Value Fund, Ltd.	CYM	NIA	Private Advisors L.L.C.	Other	0.000	New York Life Insurance Company	N	9
		.00000					Undiscovered Value Master Fund SPC	CYM	NIA	Undiscovered Value Fund, Ltd.	Ownership	100.000	New York Life Insurance Company	N	
		.00000	13-3808042		0001033244		New York Life Trust Company	NY	NIA	NYLIFE LLC	Ownership	100.000	New York Life Insurance Company	N	

Asterisk	Explanation
1	Contractual Client – Madison Capital Funding LLC, an indirect wholly owned affiliate of the Company, has contractual control of this entity's loan portfolio.
2	Control of this entity is pursuant to an investment management contract with New York Life Investment Management Holdings LLC or affiliate, not through ownership of voting interests.
3	Investment Fund – Fund that invests in listed Australian equities, which is managed by Ausbil Investment Management Limited.
4	GoldPoint Partners LLC owns 24.66% of the voting management shares. NYLCAP India Funding LLC owns 36% of non-voting carry shares.
5	GoldPoint Partners LLC owns 24.66% of the voting management shares. NYLCAP India Funding III LLC owns 31.36% of non-voting carry shares.
6	Investment Pool – Investment pool of leveraged loans managed by New York Life Investment Management LLC, an indirect wholly owned affiliate of the Company.
7	Reliance Relationship – Entire proceeds of the entity are invested in a funding agreement of the Company.
8	Energy Contracts and Aircraft Loans Investments – with 100% of the investments coming from the Company and its wholly owned affiliate New York Life Insurance and Annuity Corporation.
9	Control of this entity is pursuant to an investment management contract with Private Advisors LLC, or affiliate, not through ownership of voting interests.

STATEMENT AS OF MARCH 31, 2017 OF THE NEW YORK LIFE INSURANCE AND ANNUITY CORPORATION

SUPPLEMENTAL EXHIBITS AND SCHEDULES INTERROGATORIES

The following supplemental reports are required to be filed as part of your statement filing. However, in the event that your company does not transact the type of business for which the special report must be filed, your response of NO to the specific interrogatory will be accepted in lieu of filing a "NONE" report and a bar code will be printed below. If the supplement is required of your company but is not being filed for whatever reason enter SEE EXPLANATION and provide an explanation following the interrogatory questions.


	Response
1. Will the Trusteed Surplus Statement be filed with the state of domicile and the NAIC with this statement?	NO
2. Will the Medicare Part D Coverage Supplement be filed with the state of domicile and the NAIC with this statement?	NO
3. Will the Reasonableness of Assumptions Certification required by Actuarial Guideline XXXV be filed with the state of domicile and electronically with the NAIC?	NO
4. Will the Reasonableness and Consistency of Assumptions Certification required by Actuarial Guideline XXXV be filed with the state of domicile and electronically with the NAIC?	NO
5. Will the Reasonableness of Assumptions Certification for Implied Guaranteed Rate Method required by Actuarial Guideline XXXVI be filed with the state of domicile and electronically with the NAIC?	NO
6. Will the Reasonableness and Consistency of Assumptions Certification required by Actuarial Guideline XXXVI (Updated Average Market Value) be filed with the state of domicile and electronically with the NAIC?	NO
7. Will the Reasonableness and Consistency of Assumptions Certification required by Actuarial Guideline XXXVI (Updated Market Value) be filed with the state of domicile and electronically with the NAIC?	NO

Explanation:

- 1.
- 2.
- 3.
- 4.
- 5.
- 6.
- 7.

Bar Code:

1. Trusteed Surplus Statement [Document Identifier 490]
2. Medicare Part D Coverage Supplement [Document Identifier 365]
3. Reasonableness of Assumptions Certification required by Actuarial Guideline XXXV [Document Identifier 445]
4. Reasonableness and Consistency of Assumptions Certification required by Actuarial Guideline XXXV [Document Identifier 446]
5. Reasonableness of Assumptions Certification for Implied Guaranteed Rate Method required by Actuarial Guideline XXXVI [Document Identifier 447]
6. Reasonableness and Consistency of Assumptions Certification required by Actuarial Guideline XXXVI [Document Identifier 448]
7. Reasonableness and Consistency of Assumptions Certification required by Actuarial Guideline XXXVI (Updated Market Value) [Document Identifier 449]



STATEMENT AS OF MARCH 31, 2017 OF THE NEW YORK LIFE INSURANCE AND ANNUITY CORPORATION

OVERFLOW PAGE FOR WRITE-INS

Additional Write-ins for Liabilities Line 25

	1 Current Statement Date	2 December 31 Prior Year
2504. Deferred gains liability	4,711,972	4,037,009
2505. General contingency reserve	3,156,409	77,820
2506. Other payable	384,595	2,952,506
2597. Summary of remaining write-ins for Line 25 from overflow page	8,252,976	7,067,335

SCHEDULE A - VERIFICATION

Real Estate

	1	2
	Year to Date	Prior Year Ended December 31
1. Book/adjusted carrying value, December 31 of prior year	57,549,697	56,958,661
2. Cost of acquired:		
2.1 Actual cost at time of acquisition		1,241,910
2.2 Additional investment made after acquisition		
3. Current year change in encumbrances		
4. Total gain (loss) on disposals	(25,507)	9,789
5. Deduct amounts received on disposals	604,403	658,539
6. Total foreign exchange change in book/adjusted carrying value		
7. Deduct current year's other than temporary impairment recognized		
8. Deduct current year's depreciation	532	2,124
9. Book/adjusted carrying value at the end of current period (Lines 1+2+3+4-5+6-7-8)	56,919,255	57,549,697
10. Deduct total nonadmitted amounts		
11. Statement value at end of current period (Line 9 minus Line 10)	56,919,255	57,549,697

SCHEDULE B - VERIFICATION

Mortgage Loans

	1	2
	Year to Date	Prior Year Ended December 31
1. Book value/recorded investment excluding accrued interest, December 31 of prior year	12,984,029,180	12,096,794,276
2. Cost of acquired:		
2.1 Actual cost at time of acquisition	621,264,632	1,922,803,244
2.2 Additional investment made after acquisition	28,053,568	101,091,875
3. Capitalized deferred interest and other	14,027,195	4,645,655
4. Accrual of discount	1,141,206	3,733,448
5. Unrealized valuation increase (decrease)	(158,296)	
6. Total gain (loss) on disposals		80,235
7. Deduct amounts received on disposals	349,957,473	1,143,533,463
8. Deduct amortization of premium and mortgage interest points and commitment fees	405,301	1,586,090
9. Total foreign exchange change in book value/recorded investment excluding accrued interest		
10. Deduct current year's other than temporary impairment recognized		
11. Book value/recorded investment excluding accrued interest at end of current period (Lines 1+2+3+4+5+6-7-8+9-10)	13,297,994,711	12,984,029,180
12. Total valuation allowance		
13. Subtotal (Line 11 plus Line 12)	13,297,994,711	12,984,029,180
14. Deduct total nonadmitted amounts		
15. Statement value at end of current period (Line 13 minus Line 14)	13,297,994,711	12,984,029,180

SCHEDULE BA - VERIFICATION

Other Long-Term Invested Assets

	1	2
	Year to Date	Prior Year Ended December 31
1. Book/adjusted carrying value, December 31 of prior year	1,186,685,462	1,223,239,526
2. Cost of acquired:		
2.1 Actual cost at time of acquisition	62,691,477	13,806,911
2.2 Additional investment made after acquisition	4,112,386	96,732,844
3. Capitalized deferred interest and other		
4. Accrual of discount		
5. Unrealized valuation increase (decrease)	13,496,059	45,187,970
6. Total gain (loss) on disposals	(146,006)	1,763,982
7. Deduct amounts received on disposals	14,705,817	120,804,238
8. Deduct amortization of premium and depreciation	6,215,651	34,497,762
9. Total foreign exchange change in book/adjusted carrying value	(316,306)	350,926
10. Deduct current year's other than temporary impairment recognized	160,994	39,094,698
11. Book/adjusted carrying value at end of current period (Lines 1+2+3+4+5+6-7-8+9-10)	1,245,440,610	1,186,685,462
12. Deduct total nonadmitted amounts	11,072,691	12,063,688
13. Statement value at end of current period (Line 11 minus Line 12)	1,234,367,919	1,174,621,774

SCHEDULE D - VERIFICATION

Bonds and Stocks

	1	2
	Year to Date	Prior Year Ended December 31
1. Book/adjusted carrying value of bonds and stocks, December 31 of prior year	78,404,156,248	72,332,733,622
2. Cost of bonds and stocks acquired	5,611,901,913	20,416,976,033
3. Accrual of discount	28,013,975	106,842,445
4. Unrealized valuation increase (decrease)	18,284,203	55,768,884
5. Total gain (loss) on disposals	19,474,901	39,091,651
6. Deduct consideration for bonds and stocks disposed of	3,208,792,610	14,157,437,534
7. Deduct amortization of premium	22,078,243	80,700,035
8. Total foreign exchange change in book/adjusted carrying value	46,437,213	(198,344,935)
9. Deduct current year's other than temporary impairment recognized	2,696,820	110,773,883
10. Book/adjusted carrying value at end of current period (Lines 1+2+3+4+5-6-7+8-9)	80,894,700,780	78,404,156,248
11. Deduct total nonadmitted amounts	1,110,857	1,476,386
12. Statement value at end of current period (Line 10 minus Line 11)	80,893,589,923	78,402,679,862

STATEMENT AS OF MARCH 31, 2017 OF THE NEW YORK LIFE INSURANCE AND ANNUITY CORPORATION

SCHEDULE D - PART 1B

Showing the Acquisitions, Dispositions and Non-Trading Activity
During the Current Quarter for all Bonds and Preferred Stock by NAIC Designation

NAIC Designation	1 Book/Adjusted Carrying Value Beginning of Current Quarter	2 Acquisitions During Current Quarter	3 Dispositions During Current Quarter	4 Non-Trading Activity During Current Quarter	5 Book/Adjusted Carrying Value End of First Quarter	6 Book/Adjusted Carrying Value End of Second Quarter	7 Book/Adjusted Carrying Value End of Third Quarter	8 Book/Adjusted Carrying Value December 31 Prior Year
BONDS								
1. NAIC 1 (a)	50,753,638,921	28,370,589,785	26,765,014,712	(900,341)	52,358,313,653			50,753,638,921
2. NAIC 2 (a)	24,026,571,009	3,217,220,261	2,649,776,691	9,356,995	24,603,371,574			24,026,571,009
3. NAIC 3 (a)	2,636,104,653	159,431,657	286,540,264	49,767,189	2,558,763,235			2,636,104,653
4. NAIC 4 (a)	1,742,651,119	159,028,870	130,994,081	(25,841,462)	1,744,844,446			1,742,651,119
5. NAIC 5 (a)	231,232,470	15,854,059	31,481,826	678,415	216,283,118			231,232,470
6. NAIC 6 (a)	27,867,861	6,704,455	10,655,859	926,096	24,842,553			27,867,861
7. Total Bonds	79,418,066,033	31,928,829,087	29,874,463,433	33,986,892	81,506,418,579			79,418,066,033
PREFERRED STOCK								
8. NAIC 1		78,415		2,129	80,544			
9. NAIC 2								
10. NAIC 3		1,182,960		(5,111)	1,177,849			
11. NAIC 4								
12. NAIC 5								
13. NAIC 6	11,008,022				11,008,022			11,008,022
14. Total Preferred Stock	11,008,022	1,261,375		(2,982)	12,266,415			11,008,022
15. Total Bonds and Preferred Stock	79,429,074,055	31,930,090,462	29,874,463,433	33,983,910	81,518,684,994			79,429,074,055

(a) Book/Adjusted Carrying Value column for the end of the current reporting period includes the following amount of short-term and cash equivalent bonds by NAIC designation:

NAIC 1 \$1,142,216,463 ; NAIC 2 \$464,610,786 ; NAIC 3 \$ NAIC 4 \$; NAIC 5 \$; NAIC 6 \$.....

SCHEDULE DA - PART 1

Short-Term Investments

	1	2	3	4	5
	Book/Adjusted Carrying Value	Par Value	Actual Cost	Interest Collected Year-to-Date	Paid for Accrued Interest Year-to-Date
9199999 Totals	184,273,510	xxx	184,569,342	1,150,063	

SCHEDULE DA - VERIFICATION

Short-Term Investments

	1	2
	Year To Date	Prior Year Ended December 31
1. Book/adjusted carrying value, December 31 of prior year	179,931,526	169,963,772
2. Cost of short-term investments acquired	3,185,352,687	6,307,757,806
3. Accrual of discount	51,646	124,454
4. Unrealized valuation increase (decrease)		
5. Total gain (loss) on disposals		(3,107)
6. Deduct consideration received on disposals	3,180,737,295	6,297,870,112
7. Deduct amortization of premium	325,054	41,287
8. Total foreign exchange change in book/adjusted carrying value		
9. Deduct current year's other than temporary impairment recognized		
10. Book/adjusted carrying value at end of current period (Lines 1+2+3+4+5-6-7+8-9)	184,273,510	179,931,526
11. Deduct total nonadmitted amounts		
12. Statement value at end of current period (Line 10 minus Line 11)	184,273,510	179,931,526

SCHEDULE DB - PART A - VERIFICATION

Options, Caps, Floors, Collars, Swaps and Forwards

1.	Book/Adjusted Carrying Value, December 31, prior year (Line 9, prior year)	404,018,606
2.	Cost Paid/(Consideration Received) on additions	
3.	Unrealized Valuation increase/(decrease)	(68,651,656)
4.	Total gain (loss) on termination recognized	1,192,116
5.	Considerations received/(paid) on terminations	1,192,116
6.	Amortization	(4,121,176)
7.	Adjustment to the Book/Adjusted Carrying Value of hedged item	
8.	Total foreign exchange change in Book/Adjusted Carrying Value	
9.	Book/Adjusted Carrying Value at End of Current Period (Lines 1+2+3+4-5+6+7+8)	331,245,774
10.	Deduct nonadmitted assets	
11.	Statement value at end of current period (Line 9 minus Line 10)	331,245,774

SCHEDULE DB - PART B - VERIFICATION

Futures Contracts

1.	Book/Adjusted carrying value, December 31 of prior year (Line 6, prior year)	22,234
2.	Cumulative cash change (Section 1, Broker Name/Net Cash Deposits Footnote - Cumulative Cash Change column)	(22,632)
3.1	Add:	
	Change in variation margin on open contracts - Highly Effective Hedges	
3.11	Section 1, Column 15, current year to date minus	
3.12	Section 1, Column 15, prior year	
	Change in variation margin on open contracts - All Other	
3.13	Section 1, Column 18, current year to date minus	2,696
3.14	Section 1, Column 18, prior year	14,077 (11,381) (11,381)
3.2	Add:	
	Change in adjustment to basis of hedged item	
3.21	Section 1, Column 17, current year to date minus	
3.22	Section 1, Column 17, prior year	
	Change in amount recognized	
3.23	Section 1, Column 19, current year to date minus	2,696
3.24	Section 1, Column 19, prior year	14,077 (11,381) (11,381)
3.3	Subtotal (Line 3.1 minus Line 3.2)	
4.1	Cumulative variation margin on terminated contracts during the year	25,391
4.2	Less:	
4.21	Amount used to adjust basis of hedged item	25,391
4.22	Amount recognized	25,391
4.3	Subtotal (Line 4.1 minus Line 4.2)	
5.	Dispositions gains (losses) on contracts terminated in prior year:	
5.1	Total gain (loss) recognized for terminations in prior year	
5.2	Total gain (loss) adjusted into the hedged item(s) for terminations in prior year	
6.	Book/Adjusted carrying value at end of current period (Lines 1+2+3.3-4.3-5.1-5.2)	(398)
7.	Deduct total nonadmitted amounts	
8.	Statement value at end of current period (Line 6 minus Line 7)	(398)

Schedule DB - Part C - Section 1 - Replication (Synthetic Asset) Transactions (RSATs) Open
N O N E

Schedule DB-Part C-Section 2-Reconciliation of Replication (Synthetic Asset) Transactions Open
N O N E

SCHEDULE DB - VERIFICATION

Verification of Book/Adjusted Carrying Value, Fair Value and Potential Exposure of all Open Derivative Contracts

		Book/Adjusted Carrying Value Check
1.	Part A, Section 1, Column 14.....	331,245,774
2.	Part B, Section 1, Column 15 plus Part B, Section 1 Footnote - Total Ending Cash Balance.....	(398)
3.	Total (Line 1 plus Line 2)	331,245,376
4.	Part D, Section 1, Column 5	381,536,932
5.	Part D, Section 1, Column 6	(50,291,555)
6.	Total (Line 3 minus Line 4 minus Line 5)	(1)
		Fair Value Check
7.	Part A, Section 1, Column 16	334,443,040
8.	Part B, Section 1, Column 13	(397)
9.	Total (Line 7 plus Line 8)	334,442,643
10.	Part D, Section 1, Column 8	384,734,198
11.	Part D, Section 1, Column 9	(50,291,555)
12.	Total (Line 9 minus Line 10 minus Line 11)	
		Potential Exposure Check
13.	Part A, Section 1, Column 21	85,415,296
14.	Part B, Section 1, Column 20	167,651
15.	Part D, Section 1, Column 11	85,582,947
16.	Total (Line 13 plus Line 14 minus Line 15)	

SCHEDULE E - VERIFICATION

(Cash Equivalents)

	1	2
	Year To Date	Prior Year Ended December 31
1. Book/adjusted carrying value, December 31 of prior year	1,933,137,800	2,262,179,830
2. Cost of cash equivalents acquired	23,706,803,696	110,140,921,479
3. Accrual of discount	2,515,287	8,640,931
4. Unrealized valuation increase (decrease)		
5. Total gain (loss) on disposals	(5,000)	5,588
6. Deduct consideration received on disposals	24,023,340,329	110,478,610,028
7. Deduct amortization of premium		
8. Total foreign exchange change in book/adjusted carrying value		
9. Deduct current year's other than temporary impairment recognized		
10. Book/adjusted carrying value at end of current period (Lines 1+2+3+4+5-6-7+8-9)	1,619,111,454	1,933,137,800
11. Deduct total nonadmitted amounts		
12. Statement value at end of current period (Line 10 minus Line 11)	1,619,111,454	1,933,137,800