



LIFE AND ACCIDENT AND HEALTH COMPANIES – ASSOCIATION EDITION

QUARTERLY STATEMENT

AS OF SEPTEMBER 30, 2017

OF THE CONDITION AND AFFAIRS OF THE

New York Life Insurance and Annuity Corporation

NAIC Group Code 0826, 0826 NAIC Company Code 91596 Employer's ID No. 13-3044743
(Current Period) (Prior Period)

Organized under the Laws of Delaware, State of Domicile or Port of Entry DE,

Country of Domicile United States of America

INCORPORATED/ORGANIZED NOVEMBER 3, 1980 COMMENCED BUSINESS DECEMBER 26, 1980

Statutory Home Office.....	200 Continental Drive, Suite 306 Newark, DE, U.S. 19713
Main Administrative Office.....	51 Madison Avenue, New York, NY, U.S. 10010.....
	212-576-7000.....
Mail Address.....	51 Madison Avenue, New York, NY, U.S. 10010.....
Primary Location of Books and Records.....	51 Madison Avenue, New York, NY, U.S. 10010.....
	212-576-7000.....
Internet Website Address	www.newyorklife.com.....
Statutory Statement Contact Person and Phone Number	Robert Michael Gardner 212-576-8614.....
Statutory Statement Contact E-Mail address.....	statement_contact@newyorklife.com
Statutory Statement Contact Fax Number.....	212-252-5699.....

EXECUTIVE OFFICERS

THEODORE ALEXANDER MATHAS

Chairman of the Board
and Chief Executive Officer

JOHN YONG KIM
President

JOHN THOMAS FLEURANT
Executive Vice President
and Chief Financial Officer

THOMAS FRANCIS ENGLISH
Senior Vice President
and Chief Legal Officer

THOMAS ALEXANDER HENDRY
Senior Vice President
and Treasurer

BARBARA JOAN MCINERNEY
Senior Vice President
and Chief Compliance Officer

ARTHUR HARUTYUN SETER
Senior Vice President
and Chief Investment Officer

JOEL MARTIN STEINBERG
Senior Vice President, Chief Risk Officer,
and Chief Actuary

COLLEEN ANNE MEADE
Associate Legal Officer and Secretary

ROBERT MICHAEL GARDNER#
Senior Vice President
and Controller


DIRECTORS


CHRISTOPHER THOMAS ASHE
DAVID GERALD BEDARD
ALEXANDER COOK #
JOHN THOMAS FLEURANT
ROBERT MICHAEL GARDNER #
MATTHEW MARTIN GROVE
FRANK M. HARTE
THOMAS ALEXANDER HENDRY

DYLAN WEI HUANG
JOHN YONG KIM
MARK JEROME MADGETT
THEODORE ALEXANDER MATHAS
AMY MILLER
ARTHUR HARUTYUN SETER
JOEL MARTIN STEINBERG
MATTHEW DAVID WION

State of New York }
County of New York } SS

The officers of this reporting entity, being duly sworn, each depose and say that they are the described officers of said reporting entity, and that on the reporting period stated above, all of the herein described assets were the absolute property of the said reporting entity, free and clear from any liens or claims thereon, except as herein stated, and that this statement, together with related exhibits, schedules and explanations therein contained, annexed or referred to, is a full and true statement of all the assets and liabilities and of the condition and affairs of the said reporting entity as of the reporting period stated above, and of its income and deductions there from for the period ended, and have been completed in accordance with the NAIC Annual Statement Instructions and Accounting Practices and Procedures Manual except to the extent that: (1) state law may differ; or, (2) state rules or regulations require differences in reporting not related to accounting practices and procedures, according to the best of their information, knowledge and belief, respectively. Furthermore, the scope of this attestation by the described officers also includes the related corresponding electronic filing with the NAIC, when required, that is an exact copy (except for formatting differences due to electronic filing) of the enclosed statement. The electronic filing may be requested by various regulators in lieu of or in addition to the enclosed statement.


JOEL MARTIN STEINBERG
Senior Vice President, Chief Risk Officer,
and Chief Actuary


THOMAS ALEXANDER HENDRY
Senior Vice President
And Treasurer


ROBERT MICHAEL GARDNER#
Senior Vice President
and Controller

STEPHEN COSTANZA
NOTARY PUBLIC-STATE OF NEW YORK
No. 01CO6327901
Qualified in Westchester County
My Commission Expires July 20, 2019

Subscribed and sworn to before me this

8th day of November 2017



Officers and Directors who did not occupy the indicated position in the previous annual statement.

- a. Is this an original filing? Yes [X] No []
b. If no: 1. State the amendment number ...
2. Date filed ...
3. Number of pages attached ...

ASSETS

	Current Statement Date			4 December 31 Prior Year Net Admitted Assets
	1 Assets	2 Nonadmitted Assets	3 Net Admitted Assets (Cols. 1 - 2)	
1. Bonds	82,108,891,035	354,302	82,108,536,733	77,312,501,604
2. Stocks:				
2.1 Preferred stocks	13,011,788		13,011,788	11,008,022
2.2 Common stocks	1,261,213,411		1,261,213,411	1,079,170,235
3. Mortgage loans on real estate:				
3.1 First liens	12,681,557,401		12,681,557,401	12,069,895,993
3.2 Other than first liens.....	947,412,461		947,412,461	914,133,187
4. Real estate:				
4.1 Properties occupied by the company (less \$ encumbrances)				
4.2 Properties held for the production of income (less \$ encumbrances)	55,676,284		55,676,284	55,677,877
4.3 Properties held for sale (less \$ encumbrances)	1,739,610		1,739,610	1,871,820
5. Cash (\$(139,791,760)), cash equivalents (\$938,517,765) and short-term investments (\$208,553,946)	1,007,279,951		1,007,279,951	1,922,916,555
6. Contract loans (including \$ premium notes)	872,579,715	10,911,961	861,667,754	867,116,934
7. Derivatives	287,759,711		287,759,711	440,314,914
8. Other invested assets	1,296,835,042	20,637,890	1,276,197,152	1,174,621,774
9. Receivables for securities	151,390,693		151,390,693	65,212,448
10. Securities lending reinvested collateral assets				
11. Aggregate write-ins for invested assets	6,501,189		6,501,189	1,885,871
12. Subtotals, cash and invested assets (Lines 1 to 11)	100,691,848,291	31,904,153	100,659,944,138	95,916,327,234
13. Title plants less \$ charged off (for Title insurers only)				
14. Investment income due and accrued	714,196,308	750	714,195,558	653,105,654
15. Premiums and considerations:				
15.1 Uncollected premiums and agents' balances in the course of collection	13,895	2,549	11,346	11,263
15.2 Deferred premiums, agents' balances and installments booked but deferred and not yet due (including \$ earned but unbilled premiums)	265,772		265,772	265,772
15.3 Accrued retrospective premiums (\$) and contracts subject to redetermination (\$)				
16. Reinsurance:				
16.1 Amounts recoverable from reinsurers	86,645,974		86,645,974	102,737,987
16.2 Funds held by or deposited with reinsured companies				
16.3 Other amounts receivable under reinsurance contracts	67,077,077		67,077,077	65,708,283
17. Amounts receivable relating to uninsured plans				
18.1 Current federal and foreign income tax recoverable and interest thereon	73,834,087		73,834,087	
18.2 Net deferred tax asset	683,129,394	419,087,687	264,041,707	260,219,963
19. Guaranty funds receivable or on deposit	10,000,142		10,000,142	9,999,842
20. Electronic data processing equipment and software				
21. Furniture and equipment, including health care delivery assets (\$)				
22. Net adjustment in assets and liabilities due to foreign exchange rates				
23. Receivables from parent, subsidiaries and affiliates	16,411,654		16,411,654	32,747,883
24. Health care (\$) and other amounts receivable	9,786,493	9,786,493		
25. Aggregate write-ins for other than invested assets	7,903,364,501	49,235,911	7,854,128,590	7,454,064,295
26. Total assets excluding Separate Accounts, Segregated Accounts and Protected Cell Accounts (Lines 12 to 25)	110,256,573,588	510,017,543	109,746,556,045	104,495,188,176
27. From Separate Accounts, Segregated Accounts and Protected Cell Accounts	40,136,900,630		40,136,900,630	36,857,755,372
28. Total (Lines 26 and 27)	150,393,474,218	510,017,543	149,883,456,675	141,352,943,548
DETAILS OF WRITE-INS				
1101. Derivatives-collateral assets	6,501,189		6,501,189	1,885,871
1102.				
1103.				
1198. Summary of remaining write-ins for Line 11 from overflow page				
1199. Totals (Lines 1101 through 1103 plus 1198)(Line 11 above)	6,501,189		6,501,189	1,885,871
2501. Interest in annuity contracts	7,847,363,666		7,847,363,666	7,447,820,800
2502. Miscellaneous	52,727,267	45,962,343	6,764,924	6,243,495
2503. Amount due for undelivered securities	3,273,568	3,273,568		
2598. Summary of remaining write-ins for Line 25 from overflow page				
2599. Totals (Lines 2501 through 2503 plus 2598)(Line 25 above)	7,903,364,501	49,235,911	7,854,128,590	7,454,064,295

STATEMENT AS OF SEPTEMBER 30, 2017 OF THE NEW YORK LIFE INSURANCE AND ANNUITY CORPORATION

LIABILITIES, SURPLUS AND OTHER FUNDS

	1 Current Statement Date	2 December 31 Prior Year
1. Aggregate reserve for life contracts \$85,232,557,700 less \$ included in Line 6.3 (including \$42,676,878 Modco Reserve)	85,232,557,700	80,438,050,982
2. Aggregate reserve for accident and health contracts (including \$ Modco Reserve)		
3. Liability for deposit-type contracts (including \$ Modco Reserve)	1,150,698,957	1,105,765,024
4. Contract claims:		
4.1 Life	230,349,715	151,086,135
4.2 Accident and health		
5. Policyholders' dividends \$ and coupons \$ due and unpaid		
6. Provision for policyholders' dividends and coupons payable in following calendar year - estimated amounts:		
6.1 Dividends apportioned for payment (including \$ Modco)		
6.2 Dividends not yet apportioned (including \$ Modco)		
6.3 Coupons and similar benefits (including \$ Modco)		
7. Amount provisionally held for deferred dividend policies not included in Line 6		
8. Premiums and annuity considerations for life and accident and health contracts received in advance less \$ discount; including \$ accident and health premiums	619	619
9. Contract liabilities not included elsewhere:		
9.1 Surrender values on canceled contracts		
9.2 Provision for experience rating refunds, including the liability of \$ accident and health experience rating refunds of which \$ is for medical loss ratio rebate per the Public Health Service Act		13,186,899
9.3 Other amounts payable on reinsurance, including \$ assumed and \$85,723,790 ceded	85,723,790	110,143,031
9.4 Interest Maintenance Reserve	158,052,168	146,647,917
10. Commissions to agents due or accrued-life and annuity contracts \$2,574,095 , accident and health \$ and deposit-type contract funds \$	2,574,095	2,458,509
11. Commissions and expense allowances payable on reinsurance assumed		
12. General expenses due or accrued	9,412,235	12,903,066
13. Transfers to Separate Accounts due or accrued (net) (including \$(952,754,950) accrued for expense allowances recognized in reserves, net of reinsured allowances)	(984,135,664)	(938,026,453)
14. Taxes, licenses and fees due or accrued, excluding federal income taxes	11,051,069	10,409,023
15.1 Current federal and foreign income taxes, including \$ on realized capital gains (losses)		6,567,840
15.2 Net deferred tax liability		
16. Unearned investment income	4,952,714	6,047,362
17. Amounts withheld or retained by company as agent or trustee	1,329,390	1,045,472
18. Amounts held for agents' account, including \$ agents' credit balances		
19. Remittances and items not allocated	180,076,632	221,587,753
20. Net adjustment in assets and liabilities due to foreign exchange rates		
21. Liability for benefits for employees and agents if not included above	143,497,502	148,575,001
22. Borrowed money \$0 and interest thereon \$0		
23. Dividends to stockholders declared and unpaid		
24. Miscellaneous liabilities:		
24.01 Asset valuation reserve	1,168,794,493	1,052,070,290
24.02 Reinsurance in unauthorized and certified (\$) companies	5,176,223	6,794,779
24.03 Funds held under reinsurance treaties with unauthorized and certified (\$) reinsurers		
24.04 Payable to parent, subsidiaries and affiliates	121,469,558	229,352,216
24.05 Drafts outstanding		
24.06 Liability for amounts held under uninsured plans		
24.07 Funds held under coinsurance	4,044,487,464	4,153,901,184
24.08 Derivatives	71,976,225	36,274,146
24.09 Payable for securities	354,344,285	324,628,864
24.10 Payable for securities lending	675,468,355	675,015,323
24.11 Capital notes \$ and interest thereon \$		
25. Aggregate write-ins for liabilities	8,103,517,985	7,857,602,252
26. Total liabilities excluding Separate Accounts business (Lines 1 to 25)	100,771,375,510	95,772,087,234
27. From Separate Accounts Statement	40,128,349,918	36,856,341,449
28. Total liabilities (Lines 26 and 27)	140,899,725,428	132,628,428,683
29. Common capital stock	25,000,000	25,000,000
30. Preferred capital stock		
31. Aggregate write-ins for other than special surplus funds		
32. Surplus notes		
33. Gross paid in and contributed surplus	3,927,757,314	3,927,757,314
34. Aggregate write-ins for special surplus funds		
35. Unassigned funds (surplus)	5,030,973,933	4,771,757,551
36. Less treasury stock, at cost:		
36.1 shares common (value included in Line 29 \$)		
36.2 shares preferred (value included in Line 30 \$)		
37. Surplus (Total Lines 31+32+33+34+35-36) (including \$8,550,712 in Separate Accounts Statement)	8,958,731,247	8,699,514,865
38. Totals of Lines 29, 30 and 37	8,983,731,247	8,724,514,865
39. Totals of Lines 28 and 38 (Page 2, Line 28, Col. 3)	149,883,456,675	141,352,943,548
DETAILS OF WRITE-INS		
2501. Obligations under structured settlement agreements	7,847,363,666	7,447,820,800
2502. Derivatives-collateral liability	242,518,280	397,711,192
2503. Liability for interest on claims	5,647,221	5,002,925
2598. Summary of remaining write-ins for Line 25 from overflow page	7,988,818	7,067,335
2599. Totals (Lines 2501 through 2503 plus 2598)(Line 25 above)	8,103,517,985	7,857,602,252
3101.		
3102.		
3103.		
3198. Summary of remaining write-ins for Line 31 from overflow page		
3199. Totals (Lines 3101 through 3103 plus 3198)(Line 31 above)		
3401.		
3402.		
3403.		
3498. Summary of remaining write-ins for Line 34 from overflow page		
3499. Totals (Lines 3401 through 3403 plus 3498)(Line 34 above)		

SUMMARY OF OPERATIONS

	1	2	3
	Current Year To Date	Prior Year To Date	Prior Year Ended December 31
1. Premiums and annuity considerations for life and accident and health contracts	10,493,650,891	10,004,509,111	12,732,145,024
2. Considerations for supplementary contracts with life contingencies	56,530,278	31,527,778	37,891,211
3. Net investment income	2,824,336,733	2,733,059,534	3,706,082,311
4. Amortization of Interest Maintenance Reserve (IMR)	30,444,274	38,729,285	51,255,004
5. Separate Accounts net gain from operations excluding unrealized gains or losses	38,580,378	37,804,078	37,417,326
6. Commissions and expense allowances on reinsurance ceded	43,863,501	44,628,092	59,828,606
7. Reserve adjustments on reinsurance ceded	12,911,527	18,514,808	21,295,054
8. Miscellaneous Income:			
8.1 Income from fees associated with investment management, administration and contract guarantees from Separate Accounts	536,492,754	515,388,987	689,545,722
8.2 Charges and fees for deposit-type contracts			
8.3 Aggregate write-ins for miscellaneous income	89,494,346	82,514,356	112,577,946
9. Totals (Lines 1 to 8.3)	14,126,304,682	13,506,676,029	17,448,038,204
10. Death benefits	365,252,217	269,741,043	392,694,095
11. Matured endowments (excluding guaranteed annual pure endowments)	1,082,275	640,269	890,566
12. Annuity benefits	2,085,809,774	1,922,473,169	2,554,967,743
13. Disability benefits and benefits under accident and health contracts	(94,570)	58,456	262,940
14. Coupons, guaranteed annual pure endowments and similar benefits			
15. Surrender benefits and withdrawals for life contracts	4,670,491,297	4,360,886,686	5,804,921,280
16. Group conversions	250,762	316,008	402,693
17. Interest and adjustments on contract or deposit-type contract funds	28,193,568	26,554,444	22,984,946
18. Payments on supplementary contracts with life contingencies	18,138,261	14,206,684	19,607,881
19. Increase in aggregate reserves for life and accident and health contracts	4,794,506,718	4,513,485,811	5,585,284,463
20. Totals (Lines 10 to 19)	11,963,630,302	11,108,362,570	14,382,016,607
21. Commissions on premiums, annuity considerations, and deposit-type contract funds (direct business only)	375,465,441	354,796,342	463,142,461
22. Commissions and expense allowances on reinsurance assumed			
23. General insurance expenses	667,192,462	656,490,955	865,162,312
24. Insurance taxes, licenses and fees, excluding federal income taxes	76,876,392	71,132,279	92,093,218
25. Increase in loading on deferred and uncollected premiums		10,840	(593)
26. Net transfers to or (from) Separate Accounts net of reinsurance	253,576,895	389,230,972	297,090,882
27. Aggregate write-ins for deductions	143,156,901	139,942,196	179,141,615
28. Totals (Lines 20 to 27)	13,479,898,393	12,719,966,154	16,278,646,502
29. Net gain from operations before dividends to policyholders and federal income taxes (Line 9 minus Line 28)	646,406,289	786,709,875	1,169,391,702
30. Dividends to policyholders			
31. Net gain from operations after dividends to policyholders and before federal income taxes (Line 29 minus Line 30)	646,406,289	786,709,875	1,169,391,702
32. Federal and foreign income taxes incurred (excluding tax on capital gains)	182,316,869	228,613,645	279,435,375
33. Net gain from operations after dividends to policyholders and federal income taxes and before realized capital gains or (losses) (Line 31 minus Line 32)	464,089,420	558,096,230	889,956,327
34. Net realized capital gains (losses) (excluding gains (losses) transferred to the IMR) less capital gains tax of \$(11,797,572) (excluding taxes of \$22,533,821 transferred to the IMR)	30,307,478	(62,529,402)	(112,268,186)
35. Net income (Line 33 plus Line 34)	494,396,898	495,566,828	777,688,141
CAPITAL AND SURPLUS ACCOUNT			
36. Capital and surplus, December 31, prior year	8,724,514,865	8,145,823,846	8,145,823,846
37. Net income (Line 35)	494,396,898	495,566,828	777,688,141
38. Change in net unrealized capital gains (losses) less capital gains tax of \$31,168,635 (95,205,845)	(95,205,845)	290,392,718	225,055,090
39. Change in net unrealized foreign exchange capital gain (loss)	213,159,339	(83,908,863)	(192,787,611)
40. Change in net deferred income tax	(9,397,981)	40,878,390	53,947,354
41. Change in nonadmitted assets	51,841,040	11,357,705	(91,064,511)
42. Change in liability for reinsurance in unauthorized and certified companies	1,618,556	(3,121,539)	(4,418,287)
43. Change in reserve on account of change in valuation basis, (increase) or decrease		(71,891,243)	(71,891,243)
44. Change in asset valuation reserve	(116,724,203)	(190,299,882)	(120,922,130)
45. Change in treasury stock			
46. Surplus (contributed to) withdrawn from Separate Accounts during period	25,972,168	24,165,705	40,893,144
47. Other changes in surplus in Separate Accounts Statement	(31,443,590)	(33,517,853)	(38,198,929)
48. Change in surplus notes			
49. Cumulative effect of changes in accounting principles			
50. Capital changes:			
50.1 Paid in			
50.2 Transferred from surplus (Stock Dividend)			
50.3 Transferred to surplus			
51. Surplus adjustment:			
51.1 Paid in			
51.2 Transferred to capital (Stock Dividend)			
51.3 Transferred from capital			
51.4 Change in surplus as a result of reinsurance			
52. Dividends to stockholders	(275,000,000)		
53. Aggregate write-ins for gains and losses in surplus		390,001	390,001
54. Net change in capital and surplus for the year (Lines 37 through 53)	259,216,382	480,011,967	578,691,019
55. Capital and surplus, as of statement date (Lines 36 + 54)	8,983,731,247	8,625,835,813	8,724,514,865
DETAILS OF WRITE-INS			
08.301. Sundries	89,494,346	82,514,356	112,577,946
08.302.			
08.303.			
08.398. Summary of remaining write-ins for Line 8.3 from overflow page			
08.399. Totals (Lines 08.301 through 08.303 plus 08.398) (Line 8.3 above)	89,494,346	82,514,356	112,577,946
2701. Adjustment in funds withheld	143,096,970	139,821,169	179,010,943
2702. Fines, penalties and fees from regulatory authorities	59,931	121,027	130,672
2703.			
2798. Summary of remaining write-ins for Line 27 from overflow page			
2799. Totals (Lines 2701 through 2703 plus 2798)(Line 27 above)	143,156,901	139,942,196	179,141,615
5301. Prior period correction		390,001	390,001
5302.			
5303.			
5398. Summary of remaining write-ins for Line 53 from overflow page			
5399. Totals (Lines 5301 through 5303 plus 5398)(Line 53 above)		390,001	390,001

STATEMENT AS OF SEPTEMBER 30, 2017 OF THE NEW YORK LIFE INSURANCE AND ANNUITY CORPORATION

CASH FLOW

	1 Current Year To Date	2 Prior Year To Date	3 Prior Year Ended December 31
Cash from Operations			
1. Premiums collected net of reinsurance	10,497,835,134	9,972,104,494	12,764,934,071
2. Net investment income	2,586,345,846	2,632,580,788	3,517,796,974
3. Miscellaneous income	668,581,808	632,485,381	851,523,058
4. Total (Lines 1 to 3)	13,752,762,788	13,237,170,663	17,134,254,103
5. Benefit and loss related payments	7,044,521,050	6,584,198,018	8,783,378,473
6. Net transfers to Separate Accounts, Segregated Accounts and Protected Cell Accounts	304,932,842	418,920,553	336,402,302
7. Commissions, expenses paid and aggregate write-ins for deductions	1,239,758,578	1,170,719,130	1,379,133,176
8. Dividends paid to policyholders			
9. Federal and foreign income taxes paid (recovered) net of \$ 15,112,474 tax on capital gains (losses)	272,816,114	159,038,322	253,599,265
10. Total (Lines 5 through 9)	8,862,028,584	8,332,876,023	10,752,513,216
11. Net cash from operations (Line 4 minus Line 10)	4,890,734,204	4,904,294,640	6,381,740,887
Cash from Investments			
12. Proceeds from investments sold, matured or repaid:			
12.1 Bonds	10,157,608,909	9,155,377,157	12,074,119,284
12.2 Stocks	943,515,345	418,953,536	609,649,551
12.3 Mortgage loans	918,073,408	812,367,644	1,142,291,553
12.4 Real estate	604,404	658,539	658,539
12.5 Other invested assets	59,541,305	36,583,340	67,660,714
12.6 Net gains or (losses) on cash, cash equivalents and short-term investments	(1,091,705)	13,766,366	8,259,724
12.7 Miscellaneous proceeds	75,554,334	811,809,771	402,603,221
12.8 Total investment proceeds (Lines 12.1 to 12.7)	12,153,806,000	11,249,516,353	14,305,242,586
13. Cost of investments acquired (long-term only):			
13.1 Bonds	14,608,220,038	14,174,650,880	17,811,088,691
13.2 Stocks	1,005,880,359	749,880,177	968,207,054
13.3 Mortgage loans	1,560,020,841	1,471,600,608	2,023,895,119
13.4 Real estate	497,700	770,907	
13.5 Other invested assets	114,341,874	69,660,348	92,724,050
13.6 Miscellaneous applications	170,472,454		
13.7 Total investments acquired (Lines 13.1 to 13.6)	17,459,433,266	16,466,562,920	20,895,914,914
14. Net increase (or decrease) in contract loans and premium notes	(4,825,103)	(1,590,314)	(4,958,596)
15. Net cash from investments (Line 12.8 minus Line 13.7 and Line 14)	(5,300,802,163)	(5,215,456,253)	(6,585,713,732)
Cash from Financing and Miscellaneous Sources			
16. Cash provided (applied):			
16.1 Surplus notes, capital notes			
16.2 Capital and paid in surplus, less treasury stock			
16.3 Borrowed funds		(216,149)	(216,149)
16.4 Net deposits on deposit-type contracts and other insurance liabilities	26,899,377	101,730,627	114,169,621
16.5 Dividends to stockholders	275,000,000		
16.6 Other cash provided (applied)	(257,468,022)	(55,175,876)	(277,694,712)
17. Net cash from financing and miscellaneous sources (Line 16.1 through Line 16.4 minus Line 16.5 plus Line 16.6)	(505,568,645)	46,338,602	(163,741,240)
RECONCILIATION OF CASH, CASH EQUIVALENTS AND SHORT-TERM INVESTMENTS			
18. Net change in cash, cash equivalents and short-term investments (Line 11, plus Lines 15 and 17)	(915,636,604)	(264,823,011)	(367,714,085)
19. Cash, cash equivalents and short-term investments:			
19.1 Beginning of year	1,922,916,555	2,290,630,640	2,290,630,640
19.2 End of period (Line 18 plus Line 19.1)	1,007,279,951	2,025,807,629	1,922,916,555

Note: Supplemental disclosures of cash flow information for non-cash transactions:

20.0001. Transfer/exchange of bond investment to bond investment	272,673,758	215,792,407	418,301,772
20.0002. Capitalized interest on bonds	102,603,403	108,510,662	143,384,646
20.0003. Bonds to be announced commitments–purchased/sold	94,074,885	734,293,022	902,665,118
20.0004. Depreciation on fixed assets	53,713,654		71,017,829
20.0005. Merger/exchange/spinoff of equity investment to equity investment	25,667,530	8,068,690	12,895,188
20.0006. Capitalized interest on mortgage loans	23,122,317	3,182,263	4,645,656
20.0007. Transfer of mortgage loan to other invested asset	22,724,406		
20.0008. Transfer/exchange of bond investment to equity investment	10,528,854	5,268,427	88,250,777
20.0009. Low Income Housing Tax Credit unfunded commitments	9,426,769	18,673,384	17,815,705
20.0010. Dividend reinvestment of equities	3,608,368	65,897,796	5,660,443

STATEMENT AS OF SEPTEMBER 30, 2017 OF THE NEW YORK LIFE INSURANCE AND ANNUITY CORPORATION

Note: Supplemental disclosures of cash flow information for non-cash transactions:

20.0011. Exchange of mortgage loans to real estate due to foreclosure	770,907	1,241,910
20.0012. Transfer of other invested assets to equity investment	51,308,318	51,308,318
20.0013. Capitalized interest on other invested assets	32,634,934
20.0014. Other invested assets stock distribution	1,835,205

EXHIBIT 1

DIRECT PREMIUMS AND DEPOSIT-TYPE CONTRACTS			
	1 Current Year To Date	2 Prior Year To Date	3 Prior Year Ended December 31
1. Industrial life			
2. Ordinary life insurance	1,671,473,517	1,611,801,029	2,008,918,467
3. Ordinary individual annuities	9,144,990,360	8,737,772,747	11,206,973,003
4. Credit life (group and individual)			
5. Group life insurance	47,251,490	22,905,682	52,458,223
6. Group annuities	60,460,965	72,183,515	92,257,098
7. A & H - group			
8. A & H - credit (group and individual)			
9. A & H - other			
10. Aggregate of all other lines of business			
11. Subtotal	10,924,176,332	10,444,662,973	13,360,606,791
12. Deposit-type contracts	160,777,782	204,881,023	261,308,290
13. Total	11,084,954,114	10,649,543,996	13,621,915,081
DETAILS OF WRITE-INS			
1001.			
1002.			
1003.			
1098. Summary of remaining write-ins for Line 10 from overflow page			
1099. Totals (Lines 1001 through 1003 plus 1098)(Line 10 above)			

NOTES TO FINANCIAL STATEMENTS

1. Summary of Significant Accounting Policies and Going Concern

A. The accompanying financial statements of New York Life Insurance and Annuity Corporation (“the Company”) have been prepared using accounting practices prescribed or permitted by the Delaware State Insurance Department (“DSID”).

The DSID recognizes only statutory accounting practices prescribed or permitted by the State of Delaware for determining and reporting the financial position and results of operations of an insurance company and for determining its solvency under the Delaware State Insurance Law. The National Association of Insurance Commissioners’ (“NAIC”) *Accounting Practices and Procedures Manual* (“NAIC SAP”) has been adopted as a component of prescribed or permitted practices by the State of Delaware. Prescribed statutory accounting practices include state laws and regulations. Permitted statutory accounting practices encompass accounting practices that are not prescribed; such practices differ from state to state, may differ from company to company within a state, and may change in the future. The Company has no permitted practices.

A reconciliation of the Company's net income and capital and surplus at September 30, 2017 and December 31, 2016 between practices prescribed or permitted by the State of Delaware and NAIC SAP is shown below:

	SSAP #	F/S Page	F/S Line #	2017	2016
Net Income					
(1) Net income Delaware state basis (Page 4, Line 35, Columns 1 & 3)	XXX	XXX	XXX	\$ 494,396,898	\$ 777,688,141
(2) State prescribed practices that increase/(decrease) NAIC SAP:				—	—
(3) State permitted practices that increase/(decrease) NAIC SAP:				—	—
(4) Net income, NAIC SAP (1-2-3=4)	XXX	XXX	XXX	<u>\$ 494,396,898</u>	<u>\$ 777,688,141</u>
Capital and Surplus					
(5) Statutory capital and surplus Delaware state basis (Page 3, Line 38, Columns 1 & 2)	XXX	XXX	XXX	\$ 8,983,731,247	\$ 8,724,514,865
(6) State prescribed practices that increase/(decrease) NAIC SAP:				—	—
(7) State permitted practices that increase/(decrease) NAIC SAP:				—	—
(8) Capital and surplus, NAIC SAP (5-6-7=8)	XXX	XXX	XXX	<u>\$ 8,983,731,247</u>	<u>\$ 8,724,514,865</u>

B. No change.

C. (1) - (5) No change.

(6) Loan-backed and structured securities, which are included in bonds, are valued at amortized cost using the interest method including current assumptions of projected cash flows. Loan-backed and structured securities in or near default (rated NAIC 6) are stated at the lower of amortized cost or fair value. Amortization of the premium or accretion of discount from the purchase of these securities considers the estimated timing and amount of cash flows of the underlying loans, including prepayment assumptions based on data obtained from external sources or internal estimates. Projected future cash flows are updated monthly, and the amortized cost and effective yield of the securities are adjusted as necessary to reflect historical prepayment experience and changes in estimated future prepayments. For high credit quality loan-backed and structured securities (those rated AA or above at the date of acquisition), the adjustments to amortized cost are recorded as a charge or credit to net investment income in accordance with the retrospective method. For loan-backed and structured securities that are not of high credit quality (those rated below AA at date of acquisition), certain floating rate securities and securities with the potential for a loss of a portion of the original investment due to contractual prepayments (e.g. interest only securities), the effective yield is adjusted prospectively for any changes in estimated cash flows. Refer to Note 20 - Fair Value Measurements, for discussion of valuation methods for bonds.

The cost basis of loan-backed and structured securities is adjusted for impairments in value that are deemed to be other-than-temporary. An other-than-temporary loss is recognized in net income when it is anticipated that the amortized cost will not be recovered. The entire difference between the loan-backed or structured security’s amortized cost and its fair value is recognized in net income only when the Company (1) has the intent to sell the security or (2) it does not have the intent and ability to hold the security to recovery. If neither of these two conditions exists, a realized loss is recognized in net income for the difference between the amortized cost basis of the security and the net present value of projected future cash flows expected to be collected. The net present value is calculated by discounting the Company’s best estimate of projected future cash flows at the effective interest rate implicit in the loan-backed or structured security prior to impairment.

The new cost basis of an impaired security is not adjusted for subsequent increases in estimated fair value. In periods subsequent to the recognition of an other-than-temporary loss, the impaired loan-backed and structured security is accounted for as if it had been purchased on the measurement date of the impairment. Accordingly, the discount (or reduced premium) based on the new cost basis may be accreted into net investment income in future periods based on prospective changes in cash flow estimates, to reflect adjustments to the effective yield.

(7) - (13) No change.

D. Going Concern

The Company does not have any doubt about its ability to continue as a going concern.

2. Accounting Changes and Corrections of Errors

Not applicable.

3. Business Combinations and Goodwill

Not applicable.

4. Discontinued Operations

Not applicable.

NOTES TO FINANCIAL STATEMENTS

5. Investments

A. Mortgage Loans, including Mezzanine Real Estate Loans

No change.

B. Debt Restructuring

No change.

C. Reverse Mortgages

No change.

D. Loan-Backed Securities

- (1) Prepayment assumptions for mortgage-backed/loan-backed and structured securities were obtained from external sources such as Intex and Blackrock Solutions.
- (2) The Company does not have any loan-backed and structured securities which are other-than-temporarily impaired where the Company intends to sell, or does not have the intent and ability to hold until recovery at September 30, 2017.
- (3) The following table lists each security at a CUSIP level where the present value of cash flows expected to be collected is less than the amortized cost basis during the current reporting period:

IMPAIRMENTS TAKEN ON CURRENT HOLDINGS DURING THE CURRENT YEAR						
(1)	(2)	(3)	(4)	(5)	(6)	(7)
CUSIP ¹	Amortized Cost Before Current Period Other-than-Temporary-Impairment	Projected Cash Flows	Current Period Recognized Other-than-Temporary-Impairment	Amortized Cost After Other-than-Temporary-Impairment	Fair Value	Financial Statement Reporting Period
General Account						
00011#AA1	\$ 707,170	\$ 707,169	\$ 1	\$ 707,169	\$ 286,684	9/30/2017
000112AA0	1,071,170	1,071,169	1	1,071,169	828,862	9/30/2017
059469AF3	1,357,701	1,343,577	14,124	1,343,577	1,333,639	9/30/2017
05947US25	2,177,514	1,002,457	1,175,057	1,002,457	985,207	9/30/2017
05948KX79	1,751,049	1,717,872	33,177	1,717,872	1,699,443	9/30/2017
059515AE6	1,315,661	1,285,778	29,883	1,285,778	1,215,608	9/30/2017
05951KAZ6	124,095	121,446	2,649	121,446	119,090	9/30/2017
05951KBA0	1,177,478	1,150,784	26,694	1,150,784	1,136,790	9/30/2017
12627HAK6	1,197,795	1,181,493	16,302	1,181,493	1,104,797	9/30/2017
12628LAJ9	304,106	301,535	2,571	301,535	286,112	9/30/2017
17308FAD1	3,450,698	3,411,842	38,856	3,411,842	3,421,250	9/30/2017
36185MBN1	15,302	15,279	23	15,279	14,773	9/30/2017
3622ELAG1	404,943	400,984	3,959	400,984	394,962	9/30/2017
45660LSY6	384,728	381,605	3,123	381,605	374,461	9/30/2017
61752RAH5	542,913	542,144	769	542,144	540,093	9/30/2017
69336QAM4	203,136	112,734	90,402	112,734	3	9/30/2017
76110VSU3	1,169,483	1,146,438	23,045	1,146,438	1,089,557	9/30/2017
784649AG0	309,046	309,045	1	309,045	265,486	9/30/2017
78476YAA4	1,147,472	1,141,847	5,625	1,141,847	1,053,532	9/30/2017
78477AAA5	365,592	365,591	1	365,591	332,910	9/30/2017
00011#AA1	1,331,142	1,331,141	1	1,331,141	537,120	6/30/2017
059469AF3	1,427,214	1,401,195	26,019	1,401,195	1,350,427	6/30/2017
059515AE6	1,407,362	1,353,206	54,156	1,353,206	1,264,503	6/30/2017
059515BM7	11,529	10,582	947	10,582	8,958	6/30/2017
05951FAK0	431,085	427,634	3,451	427,634	401,030	6/30/2017
05953YAA9	5,748,987	5,733,339	15,648	5,733,339	5,690,009	6/30/2017
12627HAK6	1,264,586	1,236,350	28,236	1,236,350	1,123,410	6/30/2017
12628LAJ9	320,382	313,306	7,076	313,306	293,714	6/30/2017
126384AQ9	58,941	54,195	4,746	54,195	55,568	6/30/2017
12667GXN8	857,168	847,982	9,186	847,982	850,082	6/30/2017
12668AQ65	2,666,514	2,639,528	26,986	2,639,528	2,647,074	6/30/2017
126694RN0	1,326,338	1,250,253	76,085	1,250,253	1,309,147	6/30/2017
32051GTD7	1,200,849	1,056,199	144,650	1,056,199	1,062,320	6/30/2017
3622ELAG1	418,517	413,146	5,371	413,146	409,123	6/30/2017
45667QAD3	334,692	333,273	1,419	333,273	332,464	6/30/2017
466247D59	8	2	6	2	—	6/30/2017
46628BBD1	662,058	629,880	32,178	629,880	588,890	6/30/2017
649603AQ0	1,664,922	1,650,367	14,555	1,650,367	1,631,899	6/30/2017
69336QAM4	261,349	203,136	58,213	203,136	12,220	6/30/2017
69336RAZ3	417,624	359,293	58,331	359,293	402,282	6/30/2017
81744HAF0	885,041	842,351	42,690	842,351	814,986	6/30/2017
863579XV5	413,476	371,276	42,200	371,276	333,057	6/30/2017
93934FCE0	1,476,276	1,459,192	17,084	1,459,192	1,463,756	6/30/2017
000112AA0	918,580	918,579	1	918,579	666,037	3/31/2017
059469AF3	1,486,499	1,479,658	6,841	1,479,658	1,362,681	3/31/2017
05947US25	2,665,671	2,210,000	455,671	2,210,000	2,210,000	3/31/2017
05948KX79	2,017,678	1,984,002	33,676	1,984,002	1,938,674	3/31/2017
059515AE6	1,492,786	1,458,682	34,104	1,458,682	1,322,188	3/31/2017

NOTES TO FINANCIAL STATEMENTS

IMPAIRMENTS TAKEN ON CURRENT HOLDINGS DURING THE CURRENT YEAR						
(1)	(2)	(3)	(4)	(5)	(6)	(7)
CUSIP ¹	Amortized Cost Before Current Period Other-than-Temporary-Impairment	Projected Cash Flows	Current Period Recognized Other-than-Temporary-Impairment	Amortized Cost After Other-than-Temporary-Impairment	Fair Value	Financial Statement Reporting Period
05951FAK0	476,322	459,730	16,592	459,730	442,177	3/31/2017
05951KAZ6	134,166	133,850	316	133,850	119,435	3/31/2017
05951KBA0	1,897,073	1,887,069	10,004	1,887,069	1,747,768	3/31/2017
05953YAA9	5,965,539	5,880,848	84,691	5,880,848	5,664,323	3/31/2017
12498NAD5	1,354,897	1,335,471	19,426	1,335,471	985,561	3/31/2017
12627HAK6	1,034,464	1,015,068	19,396	1,015,068	875,991	3/31/2017
12628KAF9	1,393,089	1,273,563	119,526	1,273,563	1,317,051	3/31/2017
12628LAJ9	356,780	331,267	25,513	331,267	291,914	3/31/2017
12667GXN8	891,392	887,700	3,692	887,700	872,054	3/31/2017
12668AQ65	2,761,051	2,746,506	14,545	2,746,506	2,740,230	3/31/2017
14311KAA8	21,966,950	21,966,945	5	21,966,945	20,476,239	3/31/2017
16163LAR3	87,019	84,404	2,615	84,404	84,752	3/31/2017
17308FAD1	3,736,838	3,735,124	1,714	3,735,124	3,714,798	3/31/2017
251513AV9	2,460,335	2,432,987	27,348	2,432,987	2,430,023	3/31/2017
251513BC0	949,432	946,004	3,428	946,004	944,853	3/31/2017
294751DC3	187,648	187,039	609	187,039	187,461	3/31/2017
32051GZR9	889,026	857,705	31,321	857,705	877,986	3/31/2017
36185MBN1	320,689	315,456	5,233	315,456	305,264	3/31/2017
3622MPAT5	60,975	59,727	1,248	59,727	59,651	3/31/2017
362334MD3	31,714	27,330	4,384	27,330	31,049	3/31/2017
362375AF4	966,777	952,976	13,801	952,976	930,852	3/31/2017
45667QAD3	4,062,573	3,931,925	130,648	3,931,925	3,913,065	3/31/2017
45667QAE1	7,269,808	7,152,367	117,441	7,152,367	7,162,195	3/31/2017
466247D59	63	9	54	9	—	3/31/2017
46628BBD1	747,810	716,234	31,576	716,234	635,768	3/31/2017
69337VAE0	2,439,792	2,390,323	49,469	2,390,323	2,166,607	3/31/2017
78476YAA4	960,917	960,916	1	960,916	831,335	3/31/2017
81744HAF0	948,804	917,964	30,840	917,964	838,005	3/31/2017
93934FCE0	1,563,399	1,550,290	13,109	1,550,290	1,540,823	3/31/2017
93934FEM0	1,415,380	1,407,651	7,729	1,407,651	1,366,975	3/31/2017
94983UAB3	2,749,146	2,732,057	17,089	2,732,057	2,686,576	3/31/2017
94985GBB1	1,817,145	1,757,385	59,760	1,757,385	1,741,185	3/31/2017
Subtotal - General Account	XXX	XXX	3,528,913	XXX	XXX	
Guaranteed Separate Accounts						
009451AP0	13,266	7,489	5,777	7,489	7,690	9/30/2017
059469AF3	225,988	223,588	2,400	223,588	222,273	9/30/2017
059515AE6	154,784	151,268	3,516	151,268	143,013	9/30/2017
05951KBA0	61,973	60,568	1,405	60,568	59,831	9/30/2017
12627HAK6	210,943	208,081	2,862	208,081	194,964	9/30/2017
76110VSU3	10,260	10,057	203	10,057	9,558	9/30/2017
009451AP0	31,004	14,531	16,473	14,531	13,382	6/30/2017
059469AF3	237,540	233,233	4,307	233,233	225,071	6/30/2017
059515AE6	165,572	159,201	6,371	159,201	148,765	6/30/2017
12627HAK6	222,091	217,739	4,352	217,739	198,249	6/30/2017
126384AQ9	58,941	54,195	4,746	54,195	55,568	6/30/2017
059469AF3	247,324	246,271	1,053	246,271	227,114	3/31/2017
059515AE6	175,622	171,610	4,012	171,610	155,552	3/31/2017
05951KBA0	377,696	375,287	2,409	375,287	361,607	3/31/2017
12628KAF9	181,707	166,117	15,590	166,117	171,789	3/31/2017
16163LAR3	765,763	742,751	23,012	742,751	745,821	3/31/2017
3622MPAT5	60,975	59,727	1,248	59,727	59,651	3/31/2017
94983UAB3	442,046	439,222	2,824	439,222	431,787	3/31/2017
Subtotal - Guaranteed Separate Accounts	XXX	XXX	102,560	XXX	XXX	
Grand Total	XXX	XXX \$	3,631,473	XXX	XXX	

¹ Only the impaired lots within each CUSIP are included within this table.

NOTES TO FINANCIAL STATEMENTS

(4) The following table presents the Company's gross unrealized losses and fair values for loan-backed and structured securities, aggregated by the length of time that the individual securities have been in a continuous unrealized loss position at September 30, 2017:

	Less than 12 Months		12 Months or Greater		Total	
	Estimated Fair Value	Unrealized Losses	Estimated Fair Value	Unrealized Losses	Estimated Fair Value	Unrealized Losses
General Account	\$6,960,964,092	\$ 152,876,318	\$1,555,446,899	\$ 82,118,002	\$ 8,516,410,991	\$ 234,994,320
Guaranteed Separate Accounts	363,233,311	6,474,365	74,447,976	4,047,541	437,681,287	10,521,906
Total	<u>\$7,324,197,403</u>	<u>\$ 159,350,683</u>	<u>\$1,629,894,875</u>	<u>\$ 86,165,543</u>	<u>\$ 8,954,092,278</u>	<u>\$ 245,516,226</u>

(5) The Company performs quantitative and qualitative analysis to determine if a decline in fair value was temporary. For those securities where the decline was considered temporary, the Company did not take an impairment when it had the ability and intent to hold until recovery. Factors considered in evaluating whether a decline in value is other-than-temporary include: (1) whether the decline is substantial; (2) the duration that the fair value has been less than amortized cost; (3) the financial condition and near-term prospects of the issuer; and (4) the Company's ability and intent to retain the investment for the period of time sufficient to allow for an anticipated recovery in value. In addition, for the non-agency residential mortgage backed securities ("RMBS") portfolio, the Company updates cash flow projections quarterly. A projection is performed for each security based upon the evaluation of prepayment, delinquency, and default rates for the pool of mortgages collateralized each security, and the projected impact on the course of future prepayments, defaults, and loss in the pool of mortgages, but do not include market prices. As a result, forecasts may change from period to period and additional impairments may be recognized over time as a result of deterioration in the fundamentals of a particular security or group of securities and/or a continuation of heightened mortgage defaults for a period longer than the assumptions used for the forecasts. Both qualitative and quantitative factors are used in creating the Company's RMBS cash flow models. As such, any estimate of impairments is subject to the inherent limitation on the Company's ability to predict the aggregate course of future events. It should therefore be expected that actual losses may vary from any estimate and the Company may recognize additional other-than-temporary losses.

E. Repurchase Agreements and/or Securities Lending Transactions

- (1) - (2) No change.
- (3) Collateral Received
- a. No change.
 - b. The Company has not sold or repledged collateral received from dollar repurchase or securities lending agreements. All collateral is received in cash.
 - c. No change.
- (4) - (7) No change.

F. Real Estate

No change.

G. Investment in Low-Income Housing Tax Credits ("LIHTC")

No change.

H. Restricted Assets

No change.

I. Working Capital Finance Investments

Not applicable.

J. Offsetting and Netting of Assets and Liabilities

Not applicable.

K. Structured Notes

No change.

L. 5* Securities

Not applicable.

M. Short Sales

Not applicable.

N. Prepayment Penalty and Acceleration Fees

The following represents the Company's securities sold, redeemed or otherwise disposed of as a result of a callable feature (including make whole call provisions) and the aggregate amount of investment income generated as a result of a prepayment penalty and/or acceleration fee as of September 30, 2017:

	General Account	Separate Account
Number of CUSIPs	137	64
Aggregate Amount of Investment Income	\$ 47,726,460	\$ 3,156,495

NOTES TO FINANCIAL STATEMENTS

6. Joint Ventures, Partnerships and Limited Liability Companies

- A. No change.
- B. No change.

7. Investment Income

- A. No change.
- B. No change.

8. Derivative Instruments

- A-F. No change.

9. Income Taxes

- A-G. No change.

10. Information Concerning Parent, Subsidiaries, Affiliates and Other Related Parties

- A–C. During 2017, the Company paid a \$275,000,000 dividend to its parent, New York Life Insurance Company.
- D–N. No change.

11. Debt

- A. No change.
- B. Federal Home Loan Bank (“FHLB”) Agreements

(1) On February 18, 2015, the Company became a member of the FHLB of Pittsburgh or the “Bank”. Membership in the Bank provides the Company with a significant source of alternative liquidity. Advances received by the general account are included in the liability for borrowed money on Page 3 - Liabilities, Surplus and Other Funds. When borrowing from the Bank, the Company is required to post collateral in the form of eligible securities, including mortgage-backed, government and agency debt instruments for each of the advances received. Upon any event of default by the Company, the FHLB of Pittsburgh’s recovery from the collateral is limited to the amount of the Company’s liability to the FHLB of Pittsburgh. The table below indicates the amount of FHLB of Pittsburgh stock purchased, collateral pledged, assets and liabilities related to the agreement with the Bank.

(2) FHLB of Pittsburgh Capital Stock

a. Amount of FHLB of Pittsburgh capital stock held at September 30, 2017, in aggregate, is as follows:

1. Current quarter

	Total	General Account	Separate Accounts
(a) Membership stock - Class A	\$ —	\$ —	\$ —
(b) Membership stock - Class B	26,397,600	26,397,600	—
(c) Activity stock	—	—	—
(d) Excess stock	—	—	—
(e) Aggregate total	\$ 26,397,600	\$ 26,397,600	\$ —
(f) Actual or estimated borrowing capacity as determined by the insurer	\$ 4,811,859,447	\$ 4,811,859,447	\$ —

2. Prior year

	Total	General Account	Separate Accounts
(a) Membership stock - Class A	\$ —	\$ —	\$ —
(b) Membership stock - Class B	23,517,700	23,517,700	—
(c) Activity stock	—	—	—
(d) Excess stock	—	—	—
(e) Aggregate total	\$ 23,517,700	\$ 23,517,700	\$ —
(f) Actual or estimated borrowing capacity as determined by the insurer	\$ 4,549,744,086	\$ 4,549,744,086	\$ —

The FHLB borrowing capacity for the Company is determined using 5% of the Company’s total admitted assets at the current reporting date, less any secured borrowing amounts.

b. Membership stock (Class A and B) eligible and not eligible for redemptions:

Membership Stock	Current Quarter Total	Not Eligible for Redemption	Eligible for Redemption			
			Less than 6 Months	6 Months to Less than 1 Year	1 to Less than 3 Years	3 to 5 Years
1. Class A	\$ —	\$ —	\$ —	\$ —	\$ —	\$ —
2. Class B	\$ 26,397,600	\$ 26,397,600	\$ —	\$ —	\$ —	\$ —

(3) Collateral pledged to FHLB of Pittsburgh

a. At September 30, 2017, the Company did not have collateral pledged to the FHLB of Pittsburgh.

NOTES TO FINANCIAL STATEMENTS

b. Maximum amount of collateral pledged during reporting period is as follows:

	Fair Value ¹	Carrying Value ¹	Amount Borrowed at Time of Maximum Collateral
1. Current year total general and separate accounts	\$ 16,081,047	\$ 16,081,047	\$ 10,000,000
2. Current year general account	\$ 16,081,047	\$ 16,081,047	\$ 10,000,000
3. Current year separate accounts	\$ —	\$ —	\$ —
4. Prior year total general and separate accounts	\$ 17,195,051	\$ 17,195,051	\$ 10,000,000

¹ Includes amounts in excess of minimum requirements.

(4) Borrowing from FHLB of Pittsburgh

a. At September 30, 2017, the Company did not have a balance due to the FHLB of Pittsburgh.

b. Maximum amount borrowed during current reporting period as follows:

	Total	General Account	Separate Accounts
(a) Debt	\$ 10,000,000	\$ 10,000,000	\$ —
(b) Funding agreements	—	—	—
(c) Other	—	—	—
(d) Aggregate total	<u>\$ 10,000,000</u>	<u>\$ 10,000,000</u>	<u>\$ —</u>

c. FHLB of Pittsburgh borrowings subject to prepayment obligations is as follows:

	Does the Company have prepayment obligations under the following arrangements (YES/NO)?
1. Debt	No
2. Funding agreements	N/A
3. Other	N/A

12. Retirement Plans, Deferred Compensation, Postemployment Benefits and Compensated Absences and Other Postretirement Benefit Plans

A - I. No change.

13. Capital and Surplus, Shareholders’ Dividend Restrictions, and Quasi-Reorganizations

(1) - (3) No change.

(4) During 2017, the Company paid a \$275,000,000 dividend to its sole shareholder, New York Life.

(5) - (13) No change.

14. Liabilities, Contingencies and Assessments

A. Contingent Commitments

No change.

B. Assessments

No change.

C. Gain Contingencies

Not applicable.

D. Claims Related Extra Contractual Obligation and Bad Faith Losses Stemming from Lawsuits

No change.

E. Joint and Several Liabilities

Not applicable.

F. All Other Contingencies

No change.

15. Leases

A. Lessee Leasing Arrangements

No change.

B. Significant Leasing Arrangements

No change.

NOTES TO FINANCIAL STATEMENTS

16. Information About Financial Instruments with Off-Balance Sheet Risk and Financial Instruments with Concentrations of Credit Risk

No change.

17. Sale, Transfer and Servicing of Financial Assets and Extinguishments of Liabilities

A. Transfers of Receivables Reported as Sales

Not applicable.

B. Transfer and Servicing of Financial Assets

(1) No change.

(2) - (7) Not applicable.

C. Wash Sales

(1) In the course of the Company’s investment management activities, securities may be sold at a loss and repurchased within 30 days of the sale date to enhance the Company’s yield on its investment portfolio.

(2) The details of the Company’s wash sales where securities with an NAIC rating designation of 3 or below, or unrated, were sold during the three months ended September 30, 2017 and reacquired within 30 days of the sale date are as follows:

Description	NAIC Designation	Number of Transactions	Book Value of Securities Sold	Cost of Securities Repurchased	Gain/(Loss)
BONDS	NAIC 5	1	\$ 589,514	\$ 326,148	\$ (683)
COMMON STOCK		121	16,303,150	17,601,481	1,338,232
		122	\$ 16,892,664	\$ 17,927,629	\$ 1,337,549

18. Gain or Loss to the Reporting Entity from Uninsured Plans and the Uninsured Portion of Partially Insured Plans

Not applicable.

19. Direct Premium Written/Produced by Managing General Agents/Third-Party Administrators

No change

NOTES TO FINANCIAL STATEMENTS

20. Fair Value Measurements

A. The Company's financial assets and liabilities carried at fair value have been classified, for disclosure purposes, based on a hierarchy defined by SSAP No. 100, "*Fair Value Measurements*". Fair value is defined as the price that would be received to sell an asset or paid to transfer a liability in an orderly transaction between market participants at the measurement date. This guidance establishes a framework for measuring fair value that includes a hierarchy used to classify the inputs used in measuring fair value. The hierarchy prioritizes the inputs to valuation techniques used to measure fair value into three levels. The level in the fair value hierarchy within which the fair value measurement falls is determined based on the lowest level input that is significant to the fair value measurement.

(1) The levels of the fair value hierarchy are based on the inputs to the valuation as follows:

- Level 1

Fair value is based on unadjusted quoted prices for identical assets or liabilities in an active market. Active markets are defined as a market in which many transactions occur with sufficient frequency and volume to provide pricing information on an ongoing basis.
- Level 2

Observable inputs other than level 1 prices, such as quoted prices in active markets for similar assets or liabilities; quoted prices in markets that are not active for identical or similar assets or liabilities, or other model driven inputs that are observable or can be corroborated by observable market data for substantially the full term of the assets or liabilities. Valuations are generally obtained from third-party pricing services for identical or comparable assets or liabilities or through the use of valuation methodologies using observable market inputs.
- Level 3

Instruments whose values are based on prices or valuation techniques that require inputs that are both unobservable and significant to the overall fair value measurement. These inputs reflect management's own assumptions in pricing the asset or liability. Pricing may also be based upon broker quotes that do not represent an offer to transact. Prices are determined using valuation methodologies such as option pricing models, discounted cash flow models and other similar techniques. Non-binding broker quotes, which are utilized when pricing service information is not available, are reviewed for reasonableness based on the Company's understanding of the market, and are generally considered Level 3. To the extent the internally developed valuations use significant unobservable inputs, they are classified as Level 3.

The following table represents the balances of assets and liabilities measured at fair value as of September 30, 2017:

	Quoted Prices in Active Markets for Identical Assets (Level 1)	Significant Observable Inputs (Level 2)	Significant Unobservable Inputs (Level 3)	Total
a. Assets at fair value				
1. Bonds				
U.S. corporate	\$ —	\$ 5,699,320	\$ —	\$ 5,699,320
Foreign corporate	—	—	—	—
Non-agency commercial mortgage-backed securities	—	1,375,017	—	1,375,017
Non-agency RMBS	—	155,145	278,431	433,576
Non-agency asset-backed securities	—	401,037	1,652,666	2,053,703
Total bonds	—	7,630,519	1,931,097	9,561,616
2. Common stocks	1,223,272,731	6,360,232	31,580,448	1,261,213,411
3. Derivative assets				
Foreign currency swaps	—	208,122,330	—	208,122,330
Equity options	—	37,156,048	—	37,156,048
Interest rate swaps	—	25,341,469	—	25,341,469
Interest rate options	—	—	5,920,550	5,920,550
Foreign currency forwards	—	2,167,213	—	2,167,213
Futures	30,313	—	—	30,313
Total derivative assets	30,313	272,787,060	5,920,550	278,737,923
4. Separate accounts assets	33,669,697,371	88,176,205	213,475,968	33,971,349,544
Total assets at fair value	\$ 34,893,000,415	\$ 374,954,016	\$ 252,908,063	\$ 35,520,862,494
b. Liabilities at fair value				
1. Derivative liabilities				
Interest rate swaps	\$ —	\$ 15,162,687	\$ —	\$ 15,162,687
Foreign currency swaps	—	56,662,723	—	56,662,723
Foreign currency forwards	—	143,979	—	143,979
Inflation swaps	—	—	—	—
Futures	6,836	—	—	6,836
Total derivative liabilities	6,836	71,969,389	—	71,976,225
2. Separate accounts liabilities ¹	—	6,165,995	—	6,165,995
Total liabilities at fair value	\$ 6,836	\$ 78,135,384	\$ —	\$ 78,142,220

¹ Separate accounts contract holder liabilities are not included in the table as they are reported at contract value and not fair value in the Company's Annual Statement.

NOTES TO FINANCIAL STATEMENTS

(2) The table below presents a rollforward of Level 3 assets and liabilities for the three months ended September 30, 2017:

	Balance at 06/30/2017	Transfers into Level 3	Transfers out of Level 3	Total gains or (losses) included in Net Income	Total gains or (losses) included in Surplus	Purchases	Issuances	Sales	Settlements	Balance at 09/30/2017
Bonds:										
U.S. Corporate	\$ 10,570,500	\$ —	\$(10,570,500)	\$ —	\$ —	\$ —	\$ —	\$ —	\$ —	\$ —
Non-agency RMBS	276,010	—	—	—	2,421	—	—	—	—	278,431
Non-agency asset- backed securities	1,652,666	—	—	—	37,913	—	—	—	(37,913)	1,652,666
Non-agency commercial mortgage- backed securities	1,077,221	—	(1,077,221)	—	—	—	—	—	—	—
Total bonds	13,576,397	—	(11,647,721)	—	40,334	—	—	—	(37,913)	1,931,097
Common stocks	28,049,569	3,514,966	—	—	15,913	—	—	—	—	31,580,448
Interest rate options	8,296,245	—	—	(1,806,010)	(569,685)	—	—	—	—	5,920,550
Separate account assets ¹	215,031,310		(1,305,000)	831,751	2,381,963	1,392,900	—	(4,856,956)	—	213,475,968
Total	\$264,953,521	\$ 3,514,966	\$(12,952,721)	\$ (974,259)	\$ 1,868,525	\$ 1,392,900	\$ —	\$ (4,856,956)	\$ (37,913)	\$ 252,908,063

¹ The total gains or (losses) included in surplus for separate accounts assets are offset by an equal amount for separate accounts liabilities, which results in a net zero impact on surplus for the Company.

Transfers between levels

Transfers between levels may occur due to changes in valuation sources, changes in the availability of market observable inputs, which generally are caused by changes in market conditions such as liquidity, trading volume or bid-ask spreads, or as a result of a security measured at amortized cost at the beginning of the period, but measured at estimated fair value at the end of the period, or vice versa, due to a ratings downgrade or upgrade. For the separate accounts, transfers are mostly related to changes in the redemption restrictions of limited partnerships and hedge fund investments. The Company's policy is to assume the transfer occurs at the beginning of the period.

Transfers between Levels 1 and 2

During the three months ended September 30, 2017, there were no transfers between Levels 1 and 2.

Transfers into and out of Level 3

The Company's basis for transferring assets and liabilities into and out of Level 3 is based on changes in the observability of data, a change in the security's measurement or changes in redemption restrictions of certain separate accounts investments.

Transfers into level 3 totaled \$3,514,966 for the three months ended September 30, 2017, which relates to common stock securities that were moved from Level 1 to Level 3 due to limited market observability on certain inputs used in the valuation model.

Transfers out of Level 3 totaled \$12,952,721 for the three months ended September 30, 2017 and primarily relates to the restructuring of a U.S. Corporate security.

(3) Determination of fair value

The Company has an established and well-documented process for determining fair value. Security pricing is applied using a hierarchy approach whereby publicly available prices are first sought from nationally recognized third-party pricing services. For most private placement securities, the Company applies a matrix-based pricing methodology, which uses spreads derived from third-party benchmark bond indices. For private placement securities that cannot be priced through these processes, the Company uses internal models and calculations. All other securities are submitted to independent brokers for prices. The Company performs various analyses to ascertain that the prices represent fair value. Examples of procedures performed include, but are not limited to, back testing recent trades, monitoring trading volumes, and performing variance analysis of monthly price changes using different thresholds based on asset type. The Company also performs an annual review of all third-party pricing services. During this review, the Company obtains an understanding of the process and sources used by the pricing service to ensure that they maximize the use of observable inputs, the pricing service's frequency of updating prices, and the controls that the pricing service uses to ensure that their prices reflect market assumptions. The Company also selects a sample of securities and obtains a more detailed understanding from each pricing service regarding how they derived the price assigned to each security. Where inputs or prices do not reflect market participant assumptions, the Company will challenge these prices and apply different methodologies that will enhance the use of observable inputs and data. The Company may use non-binding broker quotes or internal valuations to support the fair value of securities that go through this formal price challenge process. At September 30, 2017, the Company challenged the price it received from third party pricing services on securities with a book value of \$18,320,215 and a market value of \$18,285,714.

In addition, the Company has a pricing committee that provides oversight over the Company's prices and fair value process for securities. The committee is comprised of representatives from the Company's Investment Management group, Controller's, Compliance and Security Operations. The committee meets quarterly and is responsible for the review and approval of the Company's valuation procedures. The committee is also responsible for the review of pricing exception reports as well as the review of significant inputs used in the valuation of assets that are valued internally.

For Level 1 investments, valuations are generally based on observable inputs that reflect quoted prices for identical assets in active markets.

The fair value for Level 2 and Level 3 valuations are generally based on a combination of the market and income approach. The market approach generally utilizes market transaction data for the same or similar instruments, while the income approach involves determining fair values from discounted cash flow methodologies.

NOTES TO FINANCIAL STATEMENTS

The following represents a summary of significant valuation techniques for assets and liabilities used to determine fair value, as well as the general classification of such instruments pursuant to the valuation hierarchy.

Level 1 measurements

Common stocks

These securities are comprised of exchange traded U.S. and foreign common stock and mutual funds. Valuation of these securities is based on unadjusted quoted prices in active markets that are readily and regularly available.

Separate accounts assets

These assets are comprised of exchange traded funds, common stocks and actively traded open-end mutual funds with a daily net asset value ("NAV"). The NAV can be observed by redemption and subscription transactions between third parties, or may be obtained from fund managers. Therefore, the fair values of these investments has been reflected within Level 1 in the fair value hierarchy. Common stocks are generally traded on an exchange.

Level 2 measurements

Bonds

The fair value of bonds is obtained from third-party pricing services, matrix-based pricing, internal models or broker quotes. Third-party pricing services generally use a discounted cash-flow model or a market approach. Typical inputs used by these pricing sources include, but are not limited to: benchmark yields, reported trades, issuer spreads, bids, offers, benchmark securities, estimated cash flows and prepayment speeds, which the Company has determined are observable inputs.

Private placement securities are primarily priced using a matrix-based pricing methodology, which uses spreads derived from third-party benchmark bond indices. Specifically, the Barclays Credit Index is used for investment-grade securities and the Citi High Yield Cash Index is used for below investment-grade securities. These indices are two widely recognized, reliable, and well regarded benchmarks by participants in the financial services industry which represent the broader U.S. public bond markets.

Certain private placement securities that cannot be priced using the matrix pricing described above, are priced by an internally developed discounted cash flow model or are priced based on internal calculations. This model uses observable inputs with a discount rate based off spreads of comparable public bond issues adjusted for liquidity, rating and maturity. The Company assigns a credit rating for private placement securities based upon internal analysis. The liquidity premium is based upon observable market transactions, while the maturity and rating adjustments are based upon data obtained from Bloomberg. These securities are classified as Level 2.

For some of the private placement securities priced through the model, the liquidity adjustments may not be based on market data, but rather, calculated internally. If the impact of the liquidity adjustment, which usually requires the most judgment, is not significant to the overall value of the security, the security is still classified as Level 2.

Common stocks

These securities represent investments in mutual funds where NAV may not be readily available or where there may be minor restrictions to redemption.

Derivatives (including separate accounts liabilities – derivatives)

The fair value of derivative instruments is generally derived using valuation models. The selection of a particular model depends upon the contractual terms of, and specific risks inherent in the instrument, as well as the availability of pricing information in the market. The Company generally uses similar models to value similar instruments. Valuation model inputs include contractual terms, yield curves, foreign exchange rates, equity prices, credit curves, measures of volatility and other factors. OTC derivatives that trade in liquid markets, where model inputs are observable for substantially the full term, are classified as Level 2.

Separate accounts assets

These are assets primarily related to investments in U.S. government and treasury securities, corporate bonds, and mortgage-backed securities. These separate accounts assets are valued and assigned within the fair value hierarchy, consistent with the methodologies described herein for similar financial instruments held within the general account of the Company. This also relates to investments in limited partnerships and hedge funds that use NAV where the investment can be redeemed at NAV at the measurement date or in the near-term (generally 90 days).

Level 3 measurements

Bonds

The valuation techniques for most Level 3 bonds are generally the same as those described in Level 2. However, if the investments are less liquid or are lightly traded, there is generally less observable market data, and therefore these investments will be classified as Level 3. Circumstances where observable market data are not available may include events such as market liquidity and credit events related to the security. In addition, certain securities are priced based upon internal valuations using significant unobservable inputs.

If the price received from third-party pricing services does not appear to reflect market activity, the Company may challenge the price. For securities which go through this formal price challenge process, a non-binding broker quote, or internal valuation is used to support the fair value instead. The Company also uses non-binding broker quotes to fair value certain bonds, when the Company is unable to obtain prices from third-party vendors.

Private placement securities where adjustments for liquidity are considered significant to the overall price are classified as Level 3.

Common stocks

These securities include equity investments with privately held entities, including a government organization, where the prices are derived from internal valuations.

Derivatives

Derivatives that are valued based upon models with any significant unobservable market inputs or inputs from less actively traded markets, or where the fair value is solely derived using broker quotations, are classified as Level 3.

NOTES TO FINANCIAL STATEMENTS

Separate accounts assets

These assets are primarily related to limited partnership investments and hedge funds that are restricted with respect to transfer or withdrawal (generally greater than 90 days).

- B. Not applicable.
- C. The following table presents the carrying amounts and estimated fair values of the Company’s financial instruments at September 30, 2017. Since the SSAP 100 hierarchy only applies to items that are measured at fair value at the reporting date, the items in the tables above are subsets of the amounts reported in the following table.

	Fair Value	Carrying Amount	Level 1	Level 2	Level 3	Not Practicable
Assets:						
Bonds	\$ 85,155,472,382	\$ 82,108,536,733	\$ 14,971,905	\$82,082,723,150	\$ 3,057,777,327	\$ —
Preferred stocks	17,894,492	13,011,788	—	1,321,838	16,572,654	—
Common stocks	1,261,213,411	1,261,213,411	1,223,272,731	6,360,232	31,580,448	—
Mortgage loans	13,951,879,211	13,628,969,862	—	—	13,951,879,211	—
Cash, cash equivalents and short-term investments	1,007,279,951	1,007,279,951	14,305,266	992,974,685	—	—
Derivatives	291,299,029	287,759,711	30,313	285,348,166	5,920,550	—
Derivatives - collateral	6,501,189	6,501,189	—	6,501,189	—	—
Other invested assets ¹	225,488,861	185,287,173	—	61,654,524	163,834,337	—
Collateralized third-party commercial loans	6,633,033	6,832,631	—	—	6,633,033	—
Investment income due and accrued	714,195,558	714,195,558	—	714,195,558	—	—
Separate accounts assets	40,349,851,445	40,136,900,630	33,715,906,311	5,560,278,745	1,073,666,389	—
Total assets	\$ 142,987,708,562	\$ 139,356,488,637	\$ 34,968,486,526	\$89,711,358,087	\$ 18,307,863,949	\$ —
Liabilities:						
Deposit fund contracts:						
Annuities certain	\$ 855,975,996	\$ 824,995,354	\$ —	\$ —	\$ 855,975,996	\$ —
Derivatives	71,976,225	71,976,225	6,836	71,969,389	—	—
Derivatives - collateral	242,518,280	242,518,280	—	242,518,280	—	—
Borrowed money	—	—	—	—	—	—
Amounts payable for securities lending	675,468,355	675,468,355	—	675,468,355	—	—
Separate accounts liabilities	32,181,292	29,255,995	—	29,255,995	2,925,297	—
Total liabilities	\$ 1,878,120,148	\$ 1,844,214,209	\$ 6,836	\$ 1,019,212,019	\$ 858,901,293	\$ —

¹ Excludes investments accounted for under the equity method.

Bonds

The fair value of bonds is determined by considering one of four primary sources: (1) security pricing is applied using a hierarchy approach whereby publicly available prices are first sought from nationally recognized third-party pricing services, (2) securities are priced using a matrix-based pricing methodology, which uses spreads derived from third-party benchmark bond indices, (3) securities are submitted to independent brokers for prices, and (4) securities are priced using an internal pricing model or methodology.

The pricing service generally uses a discounted cash-flow model or market approach to determine fair value. Typical inputs used by these pricing services include, but are not limited to; benchmark yields, reported trades, issuer spreads, bids, offers, benchmark securities, estimated cash flows and prepayment speeds.

Independent pricing vendors do not supply prices for private placement bonds. These securities are primarily priced using a matrix-based pricing methodology, which uses spreads derived from third-party benchmark bond indices. Any private securities that cannot be priced using this methodology, are priced using an internally developed model based upon assigned comparable public issues adjusted for liquidity, maturity and rating or are priced based on internal calculations. The Company assigns a credit rating based upon internal analysis.

Prices from pricing services and broker quotes are validated on an ongoing basis to ensure the adequacy and reliability of the fair value measurement. The Company performs both quantitative and qualitative analysis of the prices including initial and ongoing review of third-party pricing methodologies, back testing of recent trades, and a thorough review of pricing trends and statistics.

Included in Bonds is an affiliated bond from Madison Capital Funding LLC with a carrying value of \$1,752,089,062 and a fair value of \$1,837,593,636 at September 30, 2017. The fair value of this security is calculated internally and may include inputs that may not be observable. Therefore, this security is classified as Level 3.

Preferred and common stocks

The fair value of unaffiliated equity securities is determined by considering one of three primary sources: (1) security pricing is applied using a hierarchy approach whereby publicly available prices are first sought from third-party pricing services, (2) the remaining un-priced securities are submitted to independent brokers for prices, and (3) securities are priced using an internal pricing model or methodology. Prices from pricing services and broker quotes are validated on an ongoing basis to ensure the adequacy and reliability of the fair value measurement. The Company performs both quantitative and qualitative analysis of the prices including, initial and ongoing review of third-party pricing methodologies, back testing of recent trades, and a thorough review of pricing trends and statistics.

Mortgage loans

The estimated fair value of mortgage loans is determined based upon the present value of the expected cash flows discounted at an interpolated treasury yield plus a spread. The spread is based on management’s judgment and assumptions and it takes into account property type, loan to value and remaining term of each loan. The spread is a significant component of the pricing inputs.

NOTES TO FINANCIAL STATEMENTS

Cash, cash equivalents, short-term investments and investment income due and accrued

Cash on hand is classified as Level 1. Cash overdrafts (i.e. outstanding checks) are classified as Level 2. Due to the short-term maturities of cash equivalents, short term investments, and investment income due and accrued, carrying value approximates fair value and is classified as Level 2.

Derivatives (including separate accounts assets and liabilities)

The fair value of derivative instruments is generally derived using valuation models, except for derivatives that are exchange-traded, which are valued using quoted prices in an active market. Where valuation models are used, the selection of a particular model depends upon the contractual terms of, and specific risks inherent in the instrument, as well as the availability of pricing information in the market. The Company generally uses similar models to value similar instruments. Valuation model inputs include contractual terms, yield curves, foreign exchange rates, equity prices, credit curves, measures of volatility and other factors.

Derivatives - collateral (including separate accounts assets and liabilities)

The carrying value of these instruments approximates fair value since these assets and liabilities are generally short-term in nature.

Other invested assets

Other invested assets are principally comprised of LIHTC investments as well as other investments with characteristics of debt. The fair value of LIHTC investments is based on a discounted cash flow calculation using a discount rate that is determined internally and therefore classified as Level 3 (refer to Note 5 - Investments, for details on LIHTC investments). The fair value of the investments with debt characteristics is based on discounted cash flow calculations that may or may not use observable inputs, and therefore these investments are classified as Level 2 or Level 3 depending on the observability of inputs.

Collateralized third-party commercial loans

For collateralized third-party loans, fair value was calculated by discounting future cash flows using prevailing interest rates on similar loans plus a spread adjustment. The spread is based on management's judgment and assumptions and is significant to the valuation.

Separate accounts assets

Assets within the separate accounts are primarily invested in bonds, common stocks and preferred stocks. The fair value of investments in the separate accounts is calculated using the same procedures as are used for bonds and common stocks in the general account.

The separate accounts also invest in limited partnerships and hedge fund investments. The fair value of such partnerships is determined by reference to the limited partnership's NAV. The valuation of the hedge funds is based upon the hedge funds' latest financial statements adjusted for cash activity since that date and estimates of market valuations.

Deposit fund contracts

Fair values for annuities certain liabilities are estimated using discounted cash flow calculations based on interest rates currently being offered for similar contracts with maturities consistent with those remaining for the contracts being valued.

Borrowed money

Borrowed money consists of a financing arrangement. The carrying value of the financing arrangement approximates fair value. The Company had no borrowed money as of September 30, 2017.

Amounts payable for securities lending

Amounts payable for securities lending consists of cash collateral received under securities lending agreements. The carrying value approximates fair value.

- D. If it is not practicable for an entity to estimate the fair value of that financial instrument or a class of financial instruments, the following shall be disclosed:

(1) - (2) Not applicable.

21. Other Items

- A. Unusual or Infrequent Items

Not applicable.
- B. Troubled Debt Restructuring: Debtors

Not applicable.
- C. Other Disclosures

No change.
- D. Business Interruption Insurance Recoveries

Not applicable.
- E. State Transferable and Non-transferable Tax Credits

Not applicable.
- F. Subprime and Midprime Mortgage Related Risk Exposure

No change.

NOTES TO FINANCIAL STATEMENTS

G. Retained Assets

No change.

H. Insurance-Linked Securities ("ILS") Contracts

Not applicable.

22. Events Subsequent

As of November 10, 2017, the date the financial statements were available to be issued, there have been no events occurring subsequent to the close of the Company's books or accounts for the accompanying annual statement that would have a material effect on the financial condition of the Company.

23. Reinsurance

A. Ceded Reinsurance Report

Section 1 – General Interrogatories

No change.

Section 2 – Ceded Reinsurance Report – Part A

No change.

Section 3 – Ceded Reinsurance Report – Part B

No change.

B. Uncollectible Reinsurance

Not applicable.

C. Commutation of Ceded Reinsurance

Not applicable.

D. Certified Reinsurer Rating Downgraded or Status Subject to Revocation

Not applicable.

E - G. Not applicable.

24. Retrospectively Rated Contracts and Contracts Subject to Redetermination

Not applicable.

25. Change in Incurred Losses and Loss Adjustment Expenses

Not applicable.

26. Intercompany Pooling Arrangements

Not applicable.

27. Structured Settlements

No change.

28. Health Care Receivables

Not applicable.

29. Participating Policies

Not applicable.

30. Premium Deficiency Reserves

Not applicable.

31. Reserves for Life Contracts and Annuity Contracts

No change.

NOTES TO FINANCIAL STATEMENTS

32. Analysis of Annuity Actuarial Reserves and Deposit-Type Liabilities by Withdrawal Characteristics

No change.

33. Premium and Annuity Considerations Deferred and Uncollected

No change.

34. Separate Accounts

A. Separate Accounts Activity

No change.

B. General Nature and Characteristics of Separate Accounts Business

No change.

C. Reconciliation of Net Transfers to or (from) Separate Accounts

No change.

35. Loss/Claim Adjustment Expenses

Not applicable.

STATEMENT AS OF SEPTEMBER 30, 2017 OF THE NEW YORK LIFE INSURANCE AND ANNUITY CORPORATION

GENERAL INTERROGATORIES

PART 1 - COMMON INTERROGATORIES

GENERAL

1.1

Did the reporting entity experience any material transactions requiring the filing of Disclosure of Material Transactions with the State of Domicile, as required by the Model Act?

Yes [] No [X]

1.2

If yes, has the report been filed with the domiciliary state?

Yes [] No []

2.1

Has any change been made during the year of this statement in the charter, by-laws, articles of incorporation, or deed of settlement of the reporting entity?

Yes [] No [X]

2.2

If yes, date of change:

3.1

Is the reporting entity a member of an Insurance Holding Company System consisting of two or more affiliated persons, one or more of which is an insurer?
If yes, complete Schedule Y, Parts 1 and 1A.

Yes [X] No []

3.2

Have there been any substantial changes in the organizational chart since the prior quarter end?

Yes [] No [X]

3.3

If the response to 3.2 is yes, provide a brief description of those changes.

4.1

Has the reporting entity been a party to a merger or consolidation during the period covered by this statement?

Yes [] No [X]

4.2

If yes, provide the name of the entity, NAIC Company Code, and state of domicile (use two letter state abbreviation) for any entity that has ceased to exist as a result of the merger or consolidation.

1	2	3
Name of Entity	NAIC Company Code	State of Domicile

5.

If the reporting entity is subject to a management agreement, including third-party administrator(s), managing general agent(s), attorney-in-fact, or similar agreement, have there been any significant changes regarding the terms of the agreement or principals involved?
If yes, attach an explanation.

Yes [] No [] N/A [X]

6.1

State as of what date the latest financial examination of the reporting entity was made or is being made.

12/31/2012

6.2

State the as of date that the latest financial examination report became available from either the state of domicile or the reporting entity. This date should be the date of the examined balance sheet and not the date the report was completed or released.

12/31/2012

6.3

State as of what date the latest financial examination report became available to other states or the public from either the state of domicile or the reporting entity. This is the release date or completion date of the examination report and not the date of the examination (balance sheet date).

06/23/2014

6.4

By what department or departments?
Delaware Department of Insurance

6.5

Have all financial statement adjustments within the latest financial examination report been accounted for in a subsequent financial statement filed with Departments?

Yes [] No [] N/A [X]

6.6

Have all of the recommendations within the latest financial examination report been complied with?

Yes [] No [] N/A [X]

7.1

Has this reporting entity had any Certificates of Authority, licenses or registrations (including corporate registration, if applicable) suspended or revoked by any governmental entity during the reporting period?

Yes [] No [X]

7.2

If yes, give full information:

8.1

Is the company a subsidiary of a bank holding company regulated by the Federal Reserve Board?

Yes [] No [X]

8.2

If response to 8.1 is yes, please identify the name of the bank holding company.

8.3

Is the company affiliated with one or more banks, thrifts or securities firms?

Yes [X] No []

8.4

If response to 8.3 is yes, please provide below the names and location (city and state of the main office) of any affiliates regulated by a federal regulatory services agency [i.e. the Federal Reserve Board (FRB), the Office of the Comptroller of the Currency (OCC), the Federal Deposit Insurance Corporation (FDIC) and the Securities Exchange Commission (SEC)] and identify the affiliate's primary federal regulator.

1	2	3	4	5	6
Affiliate Name	Location (City, State)	FRB	OCC	FDIC	SEC
NYLIFE Securities LLC	New York, NY				YES.
NYLIFE Distributors LLC	Jersey City, NJ				YES.
Eagle Strategies LLC	New York, NY				YES.
New York Life Investment Management LLC	New York, NY				YES.
MacKay Shields LLC	New York, NY				YES.
GoldPoint Partners LLC	New York, NY				YES.
Cornerstone Capital Management Holdings LLC	New York, NY				YES.
NYLIM Service Company LLC	Jersey City, NJ				YES.
Private Advisors, L.L.C.	Richmond, VA				YES.
Credit Value Partners, LLC	Greenwich, CT				YES.
NYL Investors LLC	New York, NY				YES.
IndexIQ Advisors LLC	Rye Brook, NY				YES.
Madison Capital Funding LLC	Chicago, IL				YES.
CHIPC Evergreen General, LLC	Greenwich, CT				YES.
CHIPC PE General, LLC	Greenwich, CT				YES.
CVP IV General LLC	Greenwich, CT				YES.
CVP CLO Advisors, LLC	Greenwich, CT				YES.
CVP CLO Manager, LLC	Greenwich, CT				YES.

STATEMENT AS OF SEPTEMBER 30, 2017 OF THE NEW YORK LIFE INSURANCE AND ANNUITY CORPORATION

GENERAL INTERROGATORIES

- 9.1

Are the senior officers (principal executive officer, principal financial officer, principal accounting officer or controller, or persons performing similar functions) of the reporting entity subject to a code of ethics, which includes the following standards? (a) Honest and ethical conduct, including the ethical handling of actual or apparent conflicts of interest between personal and professional relationships; (b) Full, fair, accurate, timely and understandable disclosure in the periodic reports required to be filed by the reporting entity; (c) Compliance with applicable governmental laws, rules and regulations; (d) The prompt internal reporting of violations to an appropriate person or persons identified in the code; and (e) Accountability for adherence to the code.

Yes ☒ No ☐
- 9.11

If the response to 9.1 is No, please explain:
- 9.2

Has the code of ethics for senior managers been amended?

Yes ☐ No ☒
- 9.21

If the response to 9.2 is Yes, provide information related to amendment(s).
- 9.3

Have any provisions of the code of ethics been waived for any of the specified officers?

Yes ☐ No ☒
- 9.31

If the response to 9.3 is Yes, provide the nature of any waiver(s).

FINANCIAL

- 10.1

Does the reporting entity report any amounts due from parent, subsidiaries or affiliates on Page 2 of this statement?

Yes ☒ No ☐
- 10.2

If yes, indicate any amounts receivable from parent included in the Page 2 amount:

\$79,446,625

INVESTMENT

- 11.1

Were any of the stocks, bonds, or other assets of the reporting entity loaned, placed under option agreement, or otherwise made available for use by another person? (Exclude securities under securities lending agreements.)

Yes ☐ No ☒
- 11.2

If yes, give full and complete information relating thereto:
12.

Amount of real estate and mortgages held in other invested assets in Schedule BA:

\$6,015,828
13.

Amount of real estate and mortgages held in short-term investments:

\$
- 14.1

Does the reporting entity have any investments in parent, subsidiaries and affiliates?

Yes ☒ No ☐
- 14.2

If yes, please complete the following:

	1	2
	Prior Year-End Book/Adjusted Carrying Value	Current Quarter Book/Adjusted Carrying Value
14.21 Bonds	\$1,779,921,393	\$1,752,089,062
14.22 Preferred Stock	\$	\$
14.23 Common Stock	\$	\$
14.24 Short-Term Investments	\$	\$
14.25 Mortgage Loans on Real Estate	\$	\$
14.26 All Other	\$746,503,011	\$852,065,954
14.27 Total Investment in Parent, Subsidiaries and Affiliates (Subtotal Lines 14.21 to 14.26)	\$2,526,424,404	\$2,604,155,016
14.28 Total Investment in Parent included in Lines 14.21 to 14.26 above	\$	\$
- 15.1

Has the reporting entity entered into any hedging transactions reported on Schedule DB?

Yes ☒ No ☐
- 15.2

If yes, has a comprehensive description of the hedging program been made available to the domiciliary state? If no, attach a description with this statement.

Yes ☒ No ☐

STATEMENT AS OF SEPTEMBER 30, 2017 OF THE NEW YORK LIFE INSURANCE AND ANNUITY CORPORATION

GENERAL INTERROGATORIES

16. For the reporting entity's security lending program, state the amount of the following as of the current statement date:

16.1

Total fair value of reinvested collateral assets reported on Schedule DL, Parts 1 and 2.

\$

682,997,538

16.2

Total book adjusted/carrying value of reinvested collateral assets reported on Schedule DL, Parts 1 and 2

\$

681,955,312

16.3

Total payable for securities lending reported on the liability page.

\$

675,468,355

17. Excluding items in Schedule E - Part 3 - Special Deposits, real estate, mortgage loans and investments held physically in the reporting entity's offices, vaults or safety deposit boxes, were all stocks, bonds and other securities, owned throughout the current year held pursuant to a custodial agreement with a qualified bank or trust company in accordance with Section 1, III - General Examination Considerations, F. Outsourcing of Critical Functions, Custodial or Safekeeping Agreements of the NAIC Financial Condition Examiners Handbook? Yes ☒ No ☐

17.1 For all agreements that comply with the requirements of the NAIC Financial Condition Examiners Handbook, complete the following:

1 Name of Custodian(s)	2 Custodian Address
JP Morgan Chase	4 Metro Tech Center, 16th Floor, Brooklyn, NY 11201
The Bank of New York Mellon	One Wall Street, New York, NY 10286
The Northern Trust Company	50 S. LaSalle Street, 2nd Floor, Chicago, IL 60603

17.2 For all agreements that do not comply with the requirements of the NAIC Financial Condition Examiners Handbook, provide the name, location and a complete explanation:

1 Name(s)	2 Location(s)	3 Complete Explanation(s)

17.3 Have there been any changes, including name changes, in the custodian(s) identified in 17.1 during the current quarter? Yes ☐ No ☒

17.4 If yes, give full information relating thereto:

1 Old Custodian	2 New Custodian	3 Date of Change	4 Reason

17.5 Investment management – Identify all investment advisors, investment managers, broker/dealers, including individuals that have the authority to make investment decisions on behalf of the reporting entity. For assets that are managed internally by employees of the reporting entity, note as such. ["...that have access to the investment accounts"; "...handle securities"]

1 Name of Firm or Individual	2 Affiliation
NYL Investors LLC	A
MCF Capital Management LLC	A
MacKay Shields LLC	A
Cornerstone Capital Management Holdings LLC	A
Goldpoint Partners LLC	A
Ausbil Investment Management Limited	A
Guggenheim Partners Investment Management, LLC	U
New York Life Investment Management LLC	A
Credit Value Partners, LP	A
Cushing Asset Management	U

17.5097 For those firms/individuals listed in the table for Question 17.5, do any firms/individuals unaffiliated with the reporting entity (i.e. designated with a "U") manage more than 10% of the reporting entity's assets? Yes ☐ No ☒

17.5098 For firms/individuals unaffiliated with the reporting entity (i.e. designated with a "U") listed in the table for Question 17.5, does the total assets under management aggregate to more than 50% of the reporting entity's assets? Yes ☐ No ☒

17.6 For those firms or individuals listed in the table for 17.5 with an affiliation code of "A" (affiliated) or "U" (unaffiliated), provide the information for the table below.

1 Central Registration Depository Number	2 Name of Firm or Individual	3 Legal Entity Identifier (LEI)	4 Registered With	5 Investment Management Agreement (IMA) Filed
169553	NYL Investors LLC	n/a	SEC	DS
158808	MCF Capital Management LLC	n/a	SEC	NO
107717	MacKay Shields LLC	549300Y7LLC0FU7R8H16	SEC	NO
	Cornerstone Capital Management Holdings LLC			
148500		n/a	SEC	NO
116776	Goldpoint Partners LLC	n/a	SEC	DS
n/a	Ausbil Investment Management Limited	n/a	ASIC	DS
	Guggenheim Partners Investment Management, LLC			
137432		549300XWQLVNUK615E79	SEC	NO
109591	New York Life Investment Management LLC	1GJ1X7QLRC5K7CY9GE11	SEC	NO
154625	Credit Value Partners, LP	PH9L08JDKW4453VQ1706	SEC	DS
131517	Cushing Asset Management	549300J4XZ0ND2340P82	SEC	NO

18.1 Have all the filing requirements of the Purposes and Procedures Manual of the NAIC Investment Analysis Office been followed? Yes ☐ No ☒

18.2 If no, list exceptions:

- Initial filings that were not made within 120 days of purchase including:
- Filings for which we have not yet received the required documentation necessary for submission to the SVO: 1
 - Filings that have been submitted but not yet rated by the SVO: 7

STATEMENT AS OF SEPTEMBER 30, 2017 OF THE NEW YORK LIFE INSURANCE AND ANNUITY CORPORATION

GENERAL INTERROGATORIES

PART 2 - LIFE & HEALTH

1.

Report the statement value of mortgage loans at the end of this reporting period for the following categories:

1

Amount

1.1

Long-Term Mortgages In Good Standing

1.11

Farm Mortgages

\$

1.12

Residential Mortgages

\$

33,496,715

1.13

Commercial Mortgages

\$

13,591,701,561

1.14

Total Mortgages in Good Standing

\$

13,625,198,276

1.2

Long-Term Mortgages In Good Standing with Restructured Terms

1.21

Total Mortgages in Good Standing with Restructured Terms

\$

1.3

Long-Term Mortgage Loans Upon which Interest is Overdue more than Three Months

1.31

Farm Mortgages

\$

1.32

Residential Mortgages

\$

1,883,222

1.33

Commercial Mortgages

\$

1.34

Total Mortgages with Interest Overdue more than Three Months

\$

1,883,222

1.4

Long-Term Mortgage Loans in Process of Foreclosure

1.41

Farm Mortgages

\$

1.42

Residential Mortgages

\$

1,888,364

1.43

Commercial Mortgages

\$

1.44

Total Mortgages in Process of Foreclosure

\$

1,888,364

1.5

Total Mortgage Loans (Lines 1.14 + 1.21 + 1.34 + 1.44) (Page 2, Column 3, Lines 3.1 + 3.2)

\$

13,628,969,862

1.6

Long-Term Mortgages Foreclosed, Properties Transferred to Real Estate in Current Quarter

1.61

Farm Mortgages

\$

1.62

Residential Mortgages

\$

497,700

1.63

Commercial Mortgages

\$

1.64

Total Mortgages Foreclosed and Transferred to Real Estate

\$

497,700

2.

Operating Percentages:

2.1

A&H loss percent

%

2.2

A&H cost containment percent

%

2.3

A&H expense percent excluding cost containment expenses

%

3.1

Do you act as a custodian for health savings accounts?

Yes [] No [X]

3.2

If yes, please provide the amount of custodial funds held as of the reporting date

\$

3.3

Do you act as an administrator for health savings accounts?

Yes [] No [X]

3.4

If yes, please provide the balance of the funds administered as of the reporting date

\$

SCHEDULE S - CEDED REINSURANCE

1	2	3	4	5	6	7	8	9
NAIC Company Code	ID Number	Effective Date	Name of Reinsurer	Domiciliary Jurisdiction	Type of Reinsurance Ceded	Type of Reinsurer	Certified Reinsurer Rating (1 through 6)	Effective Date of Certified Reinsurer Rating
			NONE					

STATEMENT AS OF SEPTEMBER 30, 2017 OF THE NEW YORK LIFE INSURANCE AND ANNUITY CORPORATION

SCHEDULE T - PREMIUMS AND ANNUITY CONSIDERATIONS

Current Year To Date - Allocated by States and Territories

States, Etc.			1	Life Contracts		Direct Business Only			
				2	3	4 Accident and Health Insurance Premiums, Including Policy, Membership and Other Fees	5 Other Considerations	6 Total Columns 2 Through 5	7 Deposit-Type Contracts
Active Status			Life Insurance Premiums	Annuity Considerations					
1.	Alabama	AL	L	16,482,883	89,164,448			105,647,331	3,422,732
2.	Alaska	AK	L	4,603,965	45,073,492			49,677,457	488,954
3.	Arizona	AZ	L	19,253,812	215,628,808			234,882,620	3,358,155
4.	Arkansas	AR	L	6,603,367	33,402,133			40,005,500	324,354
5.	California	CA	L	227,170,612	1,162,259,579			1,389,430,191	19,848,240
6.	Colorado	CO	L	14,041,178	208,435,905			222,477,083	1,975,879
7.	Connecticut	CT	L	34,208,297	124,393,760			158,602,057	3,723,934
8.	Delaware	DE	L	4,803,729	29,557,826			34,361,555	1,048,286
9.	District of Columbia	DC	L	4,659,762	16,706,721			21,366,483	195,285
10.	Florida	FL	L	105,027,690	587,810,073			692,837,763	10,004,860
11.	Georgia	GA	L	34,936,692	150,243,791			185,180,483	3,606,975
12.	Hawaii	HI	L	4,980,830	106,076,658			111,057,488	1,944,501
13.	Idaho	ID	L	2,521,694	39,771,068			42,292,762	370,647
14.	Illinois	IL	L	45,825,375	269,643,785			315,469,160	4,039,278
15.	Indiana	IN	L	9,025,594	107,289,717			116,315,311	1,656,648
16.	Iowa	IA	L	12,416,431	85,333,000			97,749,431	1,655,390
17.	Kansas	KS	L	11,327,339	77,104,539			88,431,878	1,237,734
18.	Kentucky	KY	L	8,458,224	86,369,450			94,827,674	1,319,436
19.	Louisiana	LA	L	27,859,537	170,395,422			198,254,959	4,295,241
20.	Maine	ME	L	4,521,311	35,458,468			39,979,779	756,432
21.	Maryland	MD	L	35,923,969	194,287,493			230,211,462	1,372,909
22.	Massachusetts	MA	L	47,712,197	454,968,886			502,681,083	4,679,513
23.	Michigan	MI	L	28,481,236	253,189,913			281,671,149	1,821,816
24.	Minnesota	MN	L	54,717,017	155,063,339			209,780,356	2,546,092
25.	Mississippi	MS	L	10,876,715	37,666,544			48,543,259	2,945,013
26.	Missouri	MO	L	17,836,925	167,554,340			185,391,265	3,249,772
27.	Montana	MT	L	3,600,328	28,182,123			31,782,451	1,141,958
28.	Nebraska	NE	L	6,607,089	37,822,272			44,429,361	953,603
29.	Nevada	NV	L	7,936,533	45,708,132			53,644,665	1,442,979
30.	New Hampshire	NH	L	9,794,035	59,830,684			69,624,719	838,109
31.	New Jersey	NJ	L	171,236,669	365,130,124			536,366,793	4,615,526
32.	New Mexico	NM	L	5,469,652	69,459,917			74,929,569	917,338
33.	New York	NY	L	240,595,892	813,113,517			1,053,709,409	13,357,167
34.	North Carolina	NC	L	24,932,606	258,574,482			283,507,088	3,739,795
35.	North Dakota	ND	L	3,135,302	14,315,068			17,450,370	246,704
36.	Ohio	OH	L	26,716,777	325,663,935			352,380,712	6,187,545
37.	Oklahoma	OK	L	14,602,370	63,076,634			77,679,004	1,124,217
38.	Oregon	OR	L	8,991,595	96,895,714			105,887,309	1,490,982
39.	Pennsylvania	PA	L	51,669,354	372,981,128			424,650,482	5,535,891
40.	Rhode Island	RI	L	3,646,489	37,323,231			40,969,720	1,151,069
41.	South Carolina	SC	L	12,221,245	113,274,652			125,495,897	2,059,603
42.	South Dakota	SD	L	17,357,153	33,591,982			50,949,135	791,152
43.	Tennessee	TN	L	14,650,284	116,662,300			131,312,584	2,852,667
44.	Texas	TX	L	136,579,073	672,340,256			808,919,329	17,018,123
45.	Utah	UT	L	9,870,530	58,296,358			68,166,888	1,181,239
46.	Vermont	VT	L	3,179,878	28,569,467			31,749,345	
47.	Virginia	VA	L	51,162,462	249,399,578			300,562,040	3,309,259
48.	Washington	WA	L	31,557,681	258,694,722			290,252,403	4,567,745
49.	West Virginia	WV	L	2,248,878	41,472,334			43,721,212	674,670
50.	Wisconsin	WI	L	15,801,937	115,228,525			131,030,462	2,877,631
51.	Wyoming	WY	L	4,658,861	25,426,983			30,085,844	814,734
52.	American Samoa	AS	N						
53.	Guam	GU	L	14,432				14,432	
54.	Puerto Rico	PR	N	240,523	4,000			244,523	
55.	U.S. Virgin Islands	VI	L		4,000			4,000	
56.	Northern Mariana Islands	MP	N						
57.	Canada	CAN	N	637,074	328			637,402	
58.	Aggregate Other Aliens	OT	XXX	7,134,516	1,554,107			8,688,623	
59.	Subtotal	(a) 53		1,680,525,599	9,205,445,711			10,885,971,310	160,777,782
90.	Reporting entity contributions for employee benefits plans.....	XXX							
91.	Dividends or refunds applied to purchase paid-up additions and annuities.....	XXX							
92.	Dividends or refunds applied to shorten endowment or premium paying period.....	XXX							
93.	Premium or annuity considerations waived under disability or other contract provisions.....	XXX		40,702	5,613			46,315	
94.	Aggregate or other amounts not allocable by State.....	XXX		38,158,707				38,158,707	
95.	Totals (Direct Business).....	XXX		1,718,725,008	9,205,451,324			10,924,176,332	160,777,782
96.	Plus Reinsurance Assumed.....	XXX		3,128,313				3,128,313	
97.	Totals (All Business).....	XXX		1,721,853,321	9,205,451,324			10,927,304,645	160,777,782
98.	Less Reinsurance Ceded.....	XXX		485,999,789				485,999,789	
99.	Totals (All Business) less Reinsurance Ceded.....	XXX		1,235,853,532	9,205,451,324			10,441,304,856	160,777,782
58001.	DETAILS OF WRITE-INS ZZZ Other Alien	XXX		7,134,516	1,554,107			8,688,623	
58002.	XXX							
58003.	XXX							
58998.	Summary of remaining write-ins for Line 58 from overflow page	XXX							
58999.	Totals (Lines 58001 through 58003 plus 58998)(Line 58 above)	XXX		7,134,516	1,554,107			8,688,623	
9401.	Parent Company Contribution for Employee Benefit Plans	XXX		38,158,707				38,158,707	
9402.	XXX							
9403.	XXX							
9498.	Summary of remaining write-ins for Line 94 from overflow page	XXX							
9499.	Totals (Lines 9401 through 9403 plus 9498)(Line 94 above)	XXX		38,158,707				38,158,707	

STATEMENT AS OF SEPTEMBER 30, 2017 OF THE NEW YORK LIFE INSURANCE AND ANNUITY CORPORATION

(L) Licensed or Chartered - Licensed Insurance Carrier or Domiciled RRG; (R) Registered - Non-domiciled RRGs; (Q) Qualified - Qualified or Accredited Reinsurer; (E) Eligible - Reporting Entities eligible or approved to write Surplus Lines in the state; (N) None of the above - Not allowed to write business in the state.

(a) Insert the number of L responses except for Canada and Other Alien.

Direct Ordinary premiums and annuity considerations are allocated by states on the basis of the address to which the premium notice is sent. Corporate Owned Life Insurance and Single premiums are allocated to the residence of the insured, owner, or annuitant or to the address designated as the one to which business communications should be sent.

*Premium or annuity considerations waived under disability or other contract provisions are shown in one sum on Line 93, Columns 2, 3, 4, 5, 6, and 7.

**All U.S. business must be allocated by state regardless of license status. Life Insurance and Multi Funded Annuity considerations included above are actual amounts received by the Company whereas in the Separate Account the amounts may differ because of fluctuations in unit values between the record date and processing date.

SCHEDULE Y - INFORMATION CONCERNING ACTIVITIES OF INSURER MEMBERS OF A HOLDING COMPANY GROUP
PART 1 - ORGANIZATIONAL CHART

The following entities are directly controlled by New York Life Insurance Company (Parent) (entities that are indented are directly controlled by the preceding entity).

New York Life Insurance and Annuity Corporation (See page 12.2 for entity's org chart) (13-3044743) (91596) (DE)
NYLIFE Insurance Company of Arizona (52-1530175) (81353) (AZ)
New York Life Enterprises LLC (See page 12.2 for entity's org chart) (13-4199614) (DE)
NYLIFE LLC (See page 12.2 for entity's org chart) (13-4081725) (DE)
New York Life Investment Management Holdings LLC (See page 12.4 for entity's org chart) (52-2206685) (DE)
NYLife Real Estate Holdings LLC (See page 12.8 for entity's org chart) (DE)
NYL Real Assets LLC (DE)
NYL Emerging Manager LLC (DE)
NYL Wind Investments LLC (DE)
NYL Investors LLC (See page 12.3 for entity's org chart) (46-4293486) (DE)
NYLIC HKP Member LLC (DE)
Madison Capital Funding LLC (DE)
 MCF Co-Investment GP LLC (DE)
 MCF Co-Investment GP LP (DE)
 Madison Capital Funding Co-Investment Fund LP (DE)
Madison Avenue Loan Fund GP LLC (DE)
 Madison Avenue Loan Fund LP (80-0920962) (DE)
MCF Fund I LLC (DE)
Warwick McAlester Holdings, LLC (DE)
 Meeco Sullivan, LLC (DE)
 Electric Avenue, LLC (DE)
Ironshore Investment BL I Ltd. (BMU)
LMF WF Portfolio III, LLC (DE)
MCF CLO I LLC (DE)
MCF CLO III LLC (DE)
MCF CLO IV LLC (DE)
MCF CLO V LLC (DE)
MCF CLO VI LLC (DE)
Montpelier Carry Parent, LLC (DE)
 Montpelier Carry, LLC (DE)
Montpelier GP, LLC (DE)
 Montpelier Fund, L.P. (90-0938480) (DE)
MCF Mezzanine Carry I LLC (DE)
MCF Mezzanine Fund I LLC (DE)
Young America Holdings, LLC (DE)
 YAC.ECOM Incorporated (MN)
 Young America, LLC (MN)
 Global Fulfillment Services, Inc. (AZ)
 SourceOne Worldwide, Inc. (MN)
 YA Canada Corporation (CAN)
Zenith Products Holdings, Inc. (DE)
 ZPC Holding Corp. (DE)
 Zenith Products Corporation (DE)
NYLIM Jacob Ballas India Holdings IV (MUS)
NYLIM Flatiron CLO 2004-1 Ltd. (CYM)
 NYLIM Flatiron CLO 2004-1 Equity Holdings LLC, Series A (DE)
NYLIM Flatiron CLO 2006-1 Ltd. (CYM)
 NYLIM Flatiron CLO 2006-1 Equity Holdings LLC, Series A (DE)

Flatiron CLO 2007-1 Ltd. (CYM)
 NYLIM Flatiron CLO 2007-1 Equity Holdings LLC, Series A (CYM)
Flatiron CLO 2011-1 Ltd. (CYM)
Flatiron CLO 2012-1 Ltd. (CYM)
Flatiron CLO 2013-1 Ltd. (CYM)
Flatiron CLO 2014-1 Ltd. (CYM)
Flatiron CLO 2015-1 Ltd (CYM)
Flatiron CLO 17 Ltd. (CYM)
Stratford CDO 2001-1 Ltd. (CYM)
Silverado CLO 2006-II Limited (CYM)
 Silverado CLO 2006-II Equity Holdings LLC, Series A (CYM)
Silver Spring, LLC (DE)
 Silver Spring Associates, L.P. (PA)
SCP 2005-C21-002 LLC (DE)
SCP 2005-C21-003 LLC (DE)
SCP 2005-C21-006 LLC (DE)
SCP 2005-C21-007-LLC (DE)
SCP 2005-C21-008 LLC (DE)
SCP 2005-C21-009 LLC (DE)
SCP 2005-C21-017 LLC (DE)
SCP 2005-C21-018 LLC (DE)
SCP 2005-C21-021 LLC (DE)
SCP 2005-C21-025 LLC (DE)
SCP 2005-C21-031 LLC (DE)
SCP 2005-C21-036 LLC (DE)
SCP 2005-C21-041 LLC (DE)
SCP 2005-C21-043 LLC (DE)
SCP 2005-C21-044 LLC (DE)
SCP 2005-C21-048 LLC (DE)
SCP 2005-C21-061 LLC (DE)
SCP 2005-C21-063 LLC (DE)
SCP 2005-C21-067 LLC (DE)
SCP 2005-C21-069 LLC (DE)
SCP 2005-C21-070 LLC (DE)
NYMH-Ennis GP, LLC (DE)
 NYMH-Ennis, L.P. (TX)
NYMH-Freeport GP, LLC (DE)
 NYMH-Freeport, L.P. (TX)
NYMH-Houston GP, LLC (DE)
 NYMH-Houston, L.P. (TX)
NYMH-Plano GP, LLC (DE)
 NYMH-Plano, L.P. (TX)
NYMH-San Antonio GP, LLC (DE)
 NYMH-San Antonio, L.P. (TX)
NYMH-Stephenville GP, LLC (DE)
 NYMH-Stephenville, L.P. (TX)
NYMH-Taylor GP, LLC (DE)
 NYMH-Taylor, L.P. (TX)

SCHEDULE Y - INFORMATION CONCERNING ACTIVITIES OF INSURER MEMBERS OF A HOLDING COMPANY GROUP
PART 1 - ORGANIZATIONAL CHART

New York Life Insurance Company (Parent) (continued)

NYMH Attleboro MA, LLC (DE)
NYMH-Farmingdale, NY, LLC (DE)
NYLMDC-King of Prussia GP, LLC (DE)
 NYLMDC-King of Prussia Realty, LP (DE)
2015 DIL PORTFOLIO HOLDINGS LLC (DE)
 CT 611 W. JOHNSON AVE LLC (DE)
 CT 550 RESEARCH PKWY LLC (DE)
 CT 160 CORPORATE COURT LLC (DE)
 NJ 663 E. CRESCENT AVE LLC (DE)
 NJ 1881 ROUTE 46 LLC (DE)
 PA 180 KOST RD LLC (DE)
Cortlandt Town Center LLC (DE)
REEP-IND 10 WEST AZ LLC (DE)
REEP-IND Aegean MA LLC (DE)
REEP-IND CHINO CA LLC (DE)
REEP-IND FREEDOM MA LLC (DE)
REEP-IND Fridley MN LLC (MN)
REEP-IND Green Oaks IL LLC (DE)
REEP-IND Kent LLC (DE)
REEP-IND LYMAN MA LLC (DE)
REEP-IND RTG NC LLC (DE)
REEP-MF 960 East Paces Ferry GA LLC (DE)
REEP-MF 960 EPF Opco GA LLC (DE)
REEP-MF Chandler AZ LLC (DE)
REEP-MF Issaquah WA LLC (DE)
REEP-MF Mount Vernon GA LLC (DE)
REEP-MF Verde NC LLC (DE)
REEP-MF Wallingford WA LLC (DE)
REEP-OFC Bellevue WA LLC (DE)
REEP-OFC WATER RIDGE NC HOLDCO LLC (DE)
REEP-OFC ONE WATER RIDGE NC LLC (DE)
REEP-OFC TWO WATER RIDGE NC LLC (DE)
REEP-OFC FOUR WATER RIDGE NC LLC (DE)
REEP-OFC FIVE WATER RIDGE NC LLC (DE)
REEP-OFC SIX WATER RIDGE NC LLC (DE)
REEP-OFC SEVEN WATER RIDGE NC LLC (DE)
REEP-OFC EIGHT WATER RIDGE NC LLC (DE)
REEP-OFC NINE WATER RIDGE NC LLC (DE)
REEP-OFC TEN WATER RIDGE NC LLC (DE)
REEP-OFC ELEVEN WATER RIDGE NC LLC (DE)
REEP-MF FOUNTAIN PLACE MN LLC (DE)
 REEP-MF FOUNTAIN PLACE LLC (DE)
REEP-OFC 2300 Empire CA LLC (DE)
REEP-OFC 2300 Empire LLC (DE)
REEP-IND 10 WEST II AZ LLC (DE)
REEP-RTL Flemington NJ LLC (DE)
REEP-RTL Mill Creek NJ LLC (DE)
PTC Acquisitions, LLC (DE)

Martingale Road LLC (DE)
New York Life Funding (CYM)
New York Life Global Funding (DE)
NYL Equipment Issuance Trust (DE)
NYL Equipment Issuance Trust 2014-2 (DE)
Government Energy Savings Trust 2003-A (NY)
UFI-NOR Federal Receivables Trust, Series 2009B (NY)
JREP Fund Holdings I, L.P. (CYM)
Jaguar Real Estate Partners L.P. (CYM)
NYLIFE Office Holdings Member LLC (DE)
 NYLIFE Office Holdings LLC (DE)
 NYLIFE Office Holdings REIT LLC (DE)
 REEP-OFC DRAKES LANDING CA LLC (DE)
 REEP-OFC CORPORATE POINTE CA LLC (DE)
 REEP-OFC VON KARMAN CA LLC (DE)
 REEP-OFC ONE BOWDOIN SQUARE MA LLC (DE)
 REEP-OFC 525 N Tryon NC LLC (DE)
 525 Charlotte Office LLC (DE)
 NYLIFE Office Holdings Acquisition REIT LLC (DE)
REEP-MF Mount Laurel NJ LLC (DE)
2017 CT REO HOLDINGS LLC (DE)

SCHEDULE Y - INFORMATION CONCERNING ACTIVITIES OF INSURER MEMBERS OF A HOLDING COMPANY GROUP
PART 1 - ORGANIZATIONAL CHART

New York Life Insurance and Annuity Corporation

Ausbil IT - Ausbil Microcap Fund (AUS)
Ausbil IT – Candriam Sustainable Global Equity Fund (AUS)
MacKay Shields Unconstrained Bond Fund (DE)

New York Life Enterprises LLC

SEAF Sichuan SME Investment Fund LLC (DE)
New York Life International Holdings Limited (MUS)
NYL Cayman Holdings Ltd. (CYM)
 NYL Worldwide Capital Investments LLC (DE)
Seguros Monterrey New York Life, S.A. de C.V. (MEX)
 Administradora de Conductos SMNYL, S.A. de C.V. (MEX)
 Agencias de Distribucion SMNYL, S.A. de C.V. (MEX)
 Inmobiliaria SMNYL, S.A. de C.V. (MEX)

NYLIFE LLC

Eagle Strategies LLC (DE)
New York Life Capital Corporation (DE)
New York Life Trust Company (13-3808042) (NY)
NYL Executive Benefits LLC (DE)
NYLIFE Securities LLC (13-2649692) (DE)
NYLINK Insurance Agency Incorporated (DE)
NYLUK I Company (GBR)
 NYLUK II Company (GBR)
 Gresham Mortgage (GBR)
 W Construction Company (GBR)
 WUT (GBR)
 WIM (AIM) (GBR)

SCHEDULE Y - INFORMATION CONCERNING ACTIVITIES OF INSURER MEMBERS OF A HOLDING COMPANY GROUP
PART 1 - ORGANIZATIONAL CHART

NYL Investors LLC

NYL Investors (U.K.) Limited (GBR)
NYLIM Holdings NCVAD, GP, LLC (DE)
 McMorgan Northern California Value Add/Development Fund I, L.P. (DE)
 MNCVAD-IND Greenwood CA LLC (DE)
 MNCVAD-IND Norris Canyon CA LL (DE)
 MNCVAD-CP Norris Canyon LLC (DE)
 MNCVAD-IND Petaluma CA LLC (DE)
 MNCVAD-OFC 2665 NORTH FIRST CA LLC (DE)
 MNCVAD-SEAGATE 2665 NORTH FIRST LLC (DE)
 MNCVAD-OFC Bridgepointe CA LLC (DE)
 MNCVAD-OFC RIDDER PARK CA LLC (DE)
 MNCVAD-GRAYMARK RIDDER PARK LLC (DE)
 MNCVAD-OFC ONE BAY CA LLC (DE)
 MNCVAD-HARVEST ONE BAY LLC (DE)
 MNCVAD-IND RICHMOND CA LLC (DE)
NYL Investors NCVAD II GP, LLC (DE)
 McMorgan Northern California Value Add/Development Fund II, LP (DE)
Madison Core Property Fund LLC (DE)
 MIREF 1500 Quail, LLC (DE)
 MIREF Mill Creek, LLC (DE)
 MIREF Gateway, LLC (DE)
 MIREF Delta Court, LLC (DE)
 MIREF Fremont Distribution Center, LLC (DE)
 MIREF Century, LLC (DE)
 MIREF York Road, LLC (DE)
 York Road EW LLC (DE)
 York Road Retail West, LLC (DE)
 2001 EW LLC (DE)
 2122 EW LLC (DE)
 MIREF Saddle River LLC (DE)
 MIREF DC Corp. (DE)
 MIREF L Street, LLC (DE)
1901 L Street Corp. (DE)
 1901 L Street LLC (District of Columbia)
MIREF Newpoint Commons, LLC (DE)
MIREF Northsight, LLC (DE)
MIREF Riverside, LLC (DE)
MIREF Corporate Woods, LLC (DE)
MIREF Bedminster, LLC (DE)
MIREF Barton's Creek, LLC (DE)
 Barton's Lodge Apartments, LLC (DE)
MIREF Marketpointe, LLC (DE)
MIREF 101 East Crossroads, LLC (DE)
 101 East Crossroads, LLC (DE)
MIREF Chain Bridge, LLC (DE)
 1991 Chain Bridge Road, LLC (DE)
MIREF Aptakisic, LLC (DE)
 Aptakisic Creek Corporate Park, LLC (DE)

MIREF Hawthorne, LLC (DE)
MIREF Auburn 277, LLC (DE)
MIREF Sumner North, LLC (DE)
MIREF Wellington, LLC (DE)
MIREF Warner Center, LLC (DE)
MADISON-IND Valley Business Park CA LLC (DE)
MADISON-MF Duluth GA LLC (DE)
MADISON-MF Casa Santa Fe AZ LLC (DE)
MADISON-MF Cabrillo AZ LLC (DE)
MADISON-OFC Centerstone I CA LLC (DE)
MADISON-OFC Centerstone III CA LLC (DE)
MADISON-MOB Centerstone IV CA LLC (DE)
MADISON-OFC Centerpoint Plaza CA LLC (DE)
MADISON-IND Logistics NC LLC (DE)
 MCPF-LRC Logistics LLC (DE)
MADISON-MF Desert Mirage AZ LLC (DE)
MADISON-OFC One Main Place OR LLC (DE)
MADISON-IND Fenton MO LLC (DE)
MADISON-IND Hitzert Roadway MO LLC (DE)
MADISON-MF Hoyt OR LLC (DE)
MADISON-RTL Clifton Heights PA LLC (DE)
MADISON-IND Locust CA LLC (DE)
MADISON-OFC Weston Pointe FL LLC (DE)
MADISON-MF Henderson NV LLC (DE)
 MCPF-SP Henderson LLC (DE)
 MADISON-SP Henderson LLC (DE)
MADISON-IND VISTA LOGISTICS OR LLC (DE)
 MADISON-SPECHT VISTA LOGISTICS LLC (DE)
MADISON-MF MCCADDEN CA LLC (DE)

SCHEDULE Y - INFORMATION CONCERNING ACTIVITIES OF INSURER MEMBERS OF A HOLDING COMPANY GROUP
PART 1 - ORGANIZATIONAL CHART

New York Life Investment Management Holdings LLC

New York Life Investment Management Asia Limited (CYM)	MacKay Municipal Opportunity HL Fund, L.P. (DE)
Institutional Capital LLC (03-0598064) (DE)	MacKay Municipal Capital Trading GP LLC (DE)
MacKay Shields LLC (13-4080466) (DE)	MacKay Municipal Capital Trading Master Fund, L.P. (DE)
MacKay Shields Core Plus Opportunities Fund GP LLC (DE)	MacKay Municipal Capital Trading Fund, L.P. (DE)
MacKay Shields Core Plus / Opportunities Fund LP (DE)	MacKay Municipal Managers Strategic Opportunities GP LLC (DE)
MacKay Municipal Managers Opportunities GP LLC (DE)	MacKay Municipal Managers Strategic Opportunities Fund, L.P. (DE)
MacKay Municipal Opportunities Master Fund, L.P. (DE)	Cornerstone Capital Management Holdings LLC (13-5582869) (DE)
MacKay Municipal Opportunities Fund, L.P. (DE)	Cornerstone Capital Management, LLC (41-1763532) (DE)
MacKay Municipal Managers Credit Opportunities GP, LLC (DE)	Cornerstone US Equity Market Neutral Fund, LLC (DE)
MacKay Municipal Credit Opportunities Master Fund, L.P. (DE)	Cornerstone Capital Management Large-Cap Enhanced Index Fund GP, LLC (DE)
MacKay Municipal Credit Opportunities Fund, L.P. (DE)	Cornerstone Capital Management Large-Cap Enhanced Index Fund, L.P. (DE)
MacKay Municipal Credit Opportunities HL Fund, L.P. (DE)	GoldPoint Partners LLC (13-4091043) (DE)
MacKay Municipal Short Term Opportunities Fund GP LLC (DE)	New York Life Capital Partners, L.L.C. (DE)
MacKay Municipal Short Term Opportunities Fund LP (45-3041041) (DE)	New York Life Capital Partners, L.P. (13-4091045) (DE)
Plainview Funds plc (IRL)	New York Life Capital Partners II, L.L.C. (DE)
Plainview Funds plc - MacKay Shields Emerging Markets Credit Portfolio (IRL)	New York Life Capital Partners II, LP (DE)
Plainview Funds plc - MacKay Shields Flexible Bond Portfolio (IRL)	New York Life Capital Partners III GenPar GP, LLC (DE)
Plainview Funds plc - MacKay Shields Unconstrained Bond Portfolio (IRL)	New York Life Capital Partners III GenPar, L.P. (DE)
Plainview Funds plc - MacKay Shields Floating Rate High Yield Portfolio (IRL)	New York Life Capital Partners III, L.P. (DE)
Plainview Funds plc - MacKay Shields Core Plus Opportunities Portfolio (IRL)	New York Life Capital Partners III-A, L.P. (DE)
Plainview Funds plc - MacKay Shields High Yield Crossover Portfolio (IRL)	New York Life Capital Partners IV GenPar GP, LLC (DE)
MacKay Shields Statutory Trust – High Yield Bond Series (CT)	New York Life Capital Partners IV GenPar, L.P. (DE)
MacKay Shields High Yield Active Core Fund GP LLC (DE)	New York Life Capital Partners IV, L.P. (DE)
MacKay Shields High Yield Active Core Fund LP (DE)	New York Life Capital Partners IV-A, L.P. (DE)
MacKay Shields Credit Strategy Fund Ltd (CYM)	GoldPoint Mezzanine Partners IV GenPar GP, LLC (DE)
MacKay Shields Credit Strategy Partners LP (DE)	GoldPoint Mezzanine Partners IV GenPar, LP (DE)
MacKay Shields General Partner (L/S) LLC (DE)	GoldPoint Mezzanine Partners Co-Investment Fund A, LP (DE)
MacKay Shields Long/Short Fund LP (DE)	GoldPoint Mezzanine Partners IV, LP (DE)
MayKay Shields Long/Short Fund (Master) LP (DE)	GPP Mezzanine Blocker Holdco A, LP (DE)
MacKay Shields Defensive Bond Arbitrage Fund Ltd. (BMU)	GPP Mezzanine Blocker Holdco Preferred A, LP (DE)
MacKay Shields Core Fixed Income Fund GP LLC (DE)	GPP Mezzanine Blocker A, LP (DE)
MacKay Shields Core Fixed Income Fund LP (45-2733007) (DE)	GPP Mezzanine Blocker Holdco B, LP (DE)
MacKay Shields Select High Yield Bond Fund GP LLC (DE)	GPP Mezzanine Blocker B, LP (DE)
MacKay Shields Select High Yield Bond Fund LP (DE)	GPP Mezzanine Blocker Holdco C, LP (DE)
MacKay Shields High Yield Crossover Fund LP (DE)	GPP Mezzanine Blocker C, LP (DE)
MacKay Shields US Equity Market Neutral Fund GP LLC (DE)	GPP Mezzanine Blocker Holdco D, LP (DE)
MacKay Cornerstone US Equity Market Neutral Fund LP (DE)	GPP Mezzanine Blocker D, LP (DE)
MacKay Shields (International) Ltd. (GBR)	GoldPoint Mezzanine Partners Offshore IV, L.P. (CYM)
MacKay Shields (Services) Ltd. (GBR)	GoldPoint Partners Co-Investment V GenPar GP LLC (DE)
MacKay Shields UK LLP (GBR)	GoldPoint Partners Co-Investment V GenPar, L.P. (DE)
MacKay Shields Global Derivatives LLC (DE)	GoldPoint Partners Co-Investment Fund A, LP (DE)
MacKay Municipal Managers Puerto Rico Opportunities GP LLC (DE)	GoldPoint Partners Co-Investment V, LP (DE)
MacKay Puerto Rico Opportunities Funds, L.P. (DE)	GoldPoint Partners Co-Investment V ECI Blocker Holdco A, LP (DE)
MacKay Puerto Rico Opportunities Feeder Fund, L.P. (CYM)	GoldPoint Partners Co-Investment V ECI Blocker A, LP (DE)
MacKay Municipal Managers California Opportunities GP LLC (DE)	GoldPoint Partners Co-Investment V ECI Blocker Holdco B, LP (DE)
MacKay Municipal Managers California Opportunities Fund, L.P. (DE)	GoldPoint Partners Co-Investment V ECI Blocker B, LP (DE)
MacKay Municipal New York Opportunities GP LLC (DE)	GoldPoint Partners Co-Investment V ECI Blocker Holdco C, LP (DE)
MacKay Municipal New York Opportunities Fund, L.P. (DE)	GoldPoint Partners Co-Investment V ECI Blocker C, LP (DE)

SCHEDULE Y - INFORMATION CONCERNING ACTIVITIES OF INSURER MEMBERS OF A HOLDING COMPANY GROUP
PART 1 - ORGANIZATIONAL CHART

New York Life Investment Management Holdings LLC (continued)

GoldPoint Partners Co-Investment V ECI Blocker Holdco D, LP (DE)	NYLCAP Mezzanine Partners III Parallel Fund, LP (DE)
GoldPoint Partners Co-Investment V ECI Blocker D, LP (DE)	NYLCAP Mezzanine Partners III 2012 Co-Invest, LP (DE)
GoldPoint Partners Co-Investment V ECI Blocker Holdco E, LP (DE)	NYLCAP Mezzanine Partners III 2012 Co-Invest ECI Blocker A, LP (DE)
GoldPoint Partners Co-Investment V ECI Blocker E, LP (DE)	NYLCAP Mezzanine Partners III 2012 Co-Invest ECI Blocker Holdco B, LP (DE)
GoldPoint Partners Co-Investment V ECI Blocker Holdco F, LP (DE)	NYLCAP Mezzanine Partners III 2012 Co-Invest ECI Blocker B, LP (DE)
GoldPoint Partners Co-Investment V ECI Blocker F, LP (DE)	NYLCAP Mezzanine Partners III 2012 Co-Invest ECI Blocker Holdco C, LP (DE)
GoldPoint Partners Co-Investment V ECI Blocker Holdco G, LP (DE)	NYLCAP Mezzanine Partners III 2012 Co-Invest ECI Blocker C, LP (DE)
GoldPoint Partners Co-Investment V ECI Blocker G, LP (DE)	NYLCAP Mezzanine Partners III 2012 Co-Invest ECI Blocker Holdco D, LP (DE)
GoldPoint Partners Select Manager III GenPar GP, LLC (DE)	NYLCAP Mezzanine Partners III 2012 Co-Invest ECI Blocker D, LP (DE)
GoldPoint Partners Select Manager III GenPar, L.P. (CYM)	NYLCAP Mezzanine Partners III 2012 Co-Invest ECI Blocker Holdco E, LP (DE)
GoldPoint Partners Select Manager Fund III, L.P. (CYM)	NYLCAP Mezzanine Partners III 2012 Co-Invest ECI Blocker E, LP (DE)
GoldPoint Partners Select Manager Fund III AIV, L.P. (DE)	NYLCAP Mezzanine Partners III 2012 Co-Invest ECI Blocker Holdco F, LP (DE)
GoldPoint Partners Canada III GenPar Inc (CAN)	NYLCAP Mezzanine Partners III 2012 Co-Invest ECI Blocker F, LP (DE)
GoldPoint Partners Select Manager Canada Fund III, L.P. (CAN)	NYLCAP Mezzanine Offshore Partners III, L.P. (CYM)
GoldPoint Partners Co-Investment VI GenPar GP LLC (DE)	NYLCAP Select Manager GenPar GP, LLC (DE)
GoldPoint Partners Co-Investment VI GenPar, LP (DE)	NYLCAP Select Manager GenPar, LP (DE)
GoldPoint Partners Co-Investment VI, LP (DE)	NYLCAP Select Manager Fund, LP (DE)
GoldPoint Private Credit GenPar GP, LLC (DE)	NYLCAP Select Manager Cayman Fund, LP (CYM)
GoldPoint Private Credit Fund, LP (DE)	NYLCAP Select Manager II GenPar GP, LLC (DE)
NYLCAP 2010 Co-Invest GenPar GP, LLC (DE)	NYLCAP Select Manager II GenPar GP, L.P. (CYM)
NYLCAP 2010 Co-Invest GenPar L.P. (DE)	NYLCAP Select Manager Fund II, L.P. (CYM)
NYLCAP 2010 Co-Invest L.P. (DE)	NYLCAP India Funding LLC (DE)
NYLCAP 2010 Co-Invest ECI Blocker Holdco B L.P. (DE)	NYLIM-JB Asset Management Co., LLC (MUS)
NYLCAP 2010 Co-Invest ECI Blocker B L.P. (DE)	New York Life Investment Management India Fund II, LLC (MUS)
NYLCAP 2010 Co-Invest ECI Blocker Holdco E L.P. (DE)	New York Life Investment Management India Fund (FVCI) II, LLC (MUS)
NYLCAP 2010 Co-Invest ECI Blocker E L.P. (DE)	NYLCAP India Funding III LLC (DE)
NYLCAP 2010 Co-Invest ECI Blocker F L.P. (DE)	NYLIM-Jacob Ballas Asset Management Company III, LLC (MUS)
NYLCAP 2010 Co-Invest ECI Blocker Holdco G L.P. (DE)	NYLIM Jacob Ballas India Fund III, LLC (MUS)
NYLCAP 2010 Co-Invest ECI Blocker G L.P. (DE)	NYLIM Jacob Ballas Capital India (FVCI) III, LLC (MUS)
NYLCAP Canada GenPar, Inc. (CAN)	NYLIM Jacob Ballas India (FII) III, LLC (MUS)
NYLCAP Select Manager Canada Fund, LP (CAN)	Evolve Asset Management, Ltd. (IND)
NYLCAP Canada II GenPar, Inc. (CAN)	NYLCAP Holdings (Mauritius) LLC (MUS)
NYLCAP Select Manager Canada Fund II, L.P. (CAN)	Jacob Ballas Capital India PVT, Ltd. (MUS)
NYLIM Mezzanine GenPar GP, LLC (DE)	NYLIM Service Company LLC (DE)
NYLIM Mezzanine GenPar, LP (DE)	NYL Workforce GP LLC (DE)
New York Life Investment Management Mezzanine Partners, LP (DE)	New York Life Investment Management LLC (DE)
NYLIM Mezzanine Partners Parallel Fund, LP (DE)	NYLIM-GCR Fund I, LLC (DE)
NYLIM Mezzanine Partners II GenPar GP, LLC (DE)	NYLIM Fund II GP, LLC (DE)
NYLIM Mezzanine Offshore Partners II, LP (CYM)	NYLIM Real Estate Mezzanine Fund II, LP (DE)
NYLIM Mezzanine Partners II GenPar, LP (DE)	NYLIM-TND, LLC (DE)
New York Life Investment Management Mezzanine Partners II, LP (DE)	WFHG, GP LLC (DE)
NYLIM Mezzanine Partners II Parallel Fund, LP (DE)	Workforce Housing Fund I-2007, LP (DE)
NYLIM Mezzanine II Parallel Luxco S.á.r.l. (LUX)	Index IQ Holdings Inc. (DE)
Voice Holdco Ltd. (CAN)	Financial Development LLC (DE)
NYLCAP Mezzanine Partners III GenPar GP, LLC (DE)	IndexIQ, Inc. (DE)
NYLCAP Mezzanine Partners III GenPar, LP (DE)	IndexIQ LLC (DE)
NYLCAP Mezzanine Partners III-K, LP (DE)	IndexIQ Advisors LLC (DE)
NYLCAP Mezzanine Partners III, LP (DE)	New York Life Investment Management Holdings International S.á.r.l. (LUX)

SCHEDULE Y - INFORMATION CONCERNING ACTIVITIES OF INSURER MEMBERS OF A HOLDING COMPANY GROUP
PART 1 - ORGANIZATIONAL CHART

New York Life Investment Management Holdings LLC (continued)

New York Life Investment Management Holdings II International S.á.r.l. (LUX)
New York Life Investment Management Global Holdings S.á.r.l. (LUX)
Candriam Luxco S.á.r.l. (LUX)
Candriam Luxembourg, partnership limited by shares (LUX)
Candriam Belgium, public limited company (BEL)
Candriam France, simplified joint-stock company (FRA)
Candriam Monétaire (FRA)
Candriam Switzerland LLC, limited liability company (CHE)
Cordius CIG (LUX)
Candriam Bonds Convertible Opportunities (LUX)
Candriam Alternative Return Equity Market Neutral (LUX)
Candriam L ESG Defensive Asset Allocation (LUX)
Ausbil Investment Management Limited (AUS)
Ausbil Australia Pty. Ltd. (AUS)
Ausbil Asset Management Pty. Ltd. (AUS)
Ausbil Investment Management Limited Employee Share Trust (AUS)
NYLIFE Distributors LLC (13-3741759) (DE)
Private Advisors L.L.C. (54-1886751) (DE)
PACIF Carry Parent, LLC (DE)
PACIF Carry, LLC (DE)
PACIF GP, LLC (DE)
Private Advisors Coinvestment Fund, LP (DE)
PACIF II GP, LLC (DE)
Private Advisors Coinvestment Fund II, LP (DE)
PACIF II Carry Parent, LLC (DE)
PACIF II Carry, LLC (DE)
PACIF III GP, LLC (DE)
Private Advisors Coinvestment Fund III, LP (46-1360141) (DE)
PACIF III Carry Parent, LLC (DE)
PACIF III Carry, LLC (DE)
PACIF IV GP, LLC (DE)
Private Advisors Coinvestment Fund IV, LP (DE)
PACIF IV Carry Parent, LLC (DE)
PACIF IV Carry, LLC (DE)
PA Hedged Equity Fund, L.P. (DE)
Private Advisors Hedged Equity Fund (QP), L.P. (DE)
Private Advisors Hedged Equity Master Fund (DE)
Private Advisors Small Company Buyout Fund II, L.P. (DE)
PASCBF III GP, LLC (DE)
Private Advisors Small Company Buyout Fund III, LP (DE)
PASCBF IV GP, LLC (DE)
Private Advisors Small Company Buyout Fund IV, LP (DE)
PASCBF IV Carry Parent, LLC (DE)
PASCBF IV Carry, LLC (DE)
PASCBF V GP, LLC (DE)
Private Advisors Small Company Buyout Fund V, LP (DE)
Private Advisors Small Company Buyout V-ERISA Fund, LP (DE)
PASCBF V Carry Parent, LLC (DE)

PASCBF V Carry, LLC (DE)
PASCPEF VI Carry Parent, LLC (DE)
PASCPEF VI Carry, LLC (DE)
PASCPEF VI GP, LLC (DE)
Private Advisors Small Company Private Equity Fund VI, LP (DE)
Private Advisors Small Company Private Equity Fund VI (Cayman), LP (CYM)
PASCPEF VII GP, LLC (DE)
Private Advisors Small Company Private Equity Fund VII, LP (DE)
Private Advisors Small Company Private Equity Fund VII (Cayman), LP (CYM)
PASCPEF VII Carry Parent, LLC (DE)
PASCPEF VII Carry, LLC (DE)
PASCPEF VIII GP, LLC (DE)
Private Advisors Small Company Private Equity Fund VIII, LP (DE)
PASCPEF VIII Carry Parent, LLC (DE)
PASCPEF VIII Carry, LLC (DE)
Cuyahoga Capital Partners I Management Group, LLC (DE)
Cuyahoga Capital Partners I, L.P. (DE)
Cuyahoga Capital Partners II Management Group LLC (DE)
Cuyahoga Capital Partners II LP (DE)
Cuyahoga Capital Partners III Management Group LLC (DE)
Cuyahoga Capital Partners III LP (DE)
Cuyahoga Capital Partners IV Management Group LLC (DE)
Cuyahoga Capital Partners IV LP (DE)
Cuyahoga Capital Emerging Buyout Partners Management Group LLC (DE)
Cuyahoga Capital Emerging Buyout Partners LP (DE)
PA Real Assets Carry Parent, LLC (DE)
PA Real Assets Carry, LLC (DE)
PA Real Assets Carry Parent II, LLC (DE)
PA Real Assets Carry II, LLC (DE)
PA Emerging Manager Carry Parent, LLC (DE)
PA Emerging Manager Carry, LLC (DE)
RIC I GP, LLC (DE)
Richmond Coinvestment Partners I, LP (DE)
RIC I Carry Parent, LLC (DE)
RIC I Carry, LLC (DE)
PASF V GP, LLC (DE)
Private Advisors Secondary Fund V, LP (DE)
PASF V Carry Parent, LLC (DE)
PASF V Carry, LLC (DE)
PARAF GP, LLC (DE)
Private Advisors Real Assets Fund, LP (DE)
PARAF Carry Parent, LLC (DE)
PARAF Carry, LLC (DE)
PASCCIF GP, LLC (DE)
Private Advisors Small Company Coinvestment Fund, LP (DE)
Private Advisors Small Company Coinvestment Fund ERISA, LP (DE)
PASCCIF Carry Parent, LLC (DE)
PASCCIF Carry, LLC (DE)

SCHEDULE Y - INFORMATION CONCERNING ACTIVITIES OF INSURER MEMBERS OF A HOLDING COMPANY GROUP
PART 1 - ORGANIZATIONAL CHART

New York Life Investment Management Holdings LLC (continued)

Private Advisors Hedged Equity Fund, Ltd. (CYM)
Private Advisors Hedged Equity Fund (QP), Ltd. (CYM)
 Private Advisors Hedged Equity Master Fund, Ltd. (CYM)
Private Advisors Stable Value ERISA Fund, Ltd. (CYM)
Private Advisors Stable Value Master Fund, Ltd. (CYM)
UVF GP, LLC (DE)
Undiscovered Value Fund, LP (DE)
Undiscovered Value Fund, Ltd. (CYM)
 Undiscovered Value Master Fund SPC (CYM)
NYLIM Alternatives LLC (DE)
 CVP Holdings, LLC (DE)
 CVP CLO Manager, LLC (DE)
 CVP CLO Holdings GP LLC (DE)
 CVP CLO Holdings, LP (KY)
 CVP CLO Advisors, LLC (DE)
Credit Value Partners, LLC (DE)
 CHIPC Evergreen General, LLC (DE)
 CVP High Income Private Credit Master Fund, LP (CYM)
CVP Loan Servicing LLC (DE)
CHIPC PE General, LLC (DE)
 CHIPC PE Intermediate Fund, LP (CYM)
 CVP High Income Private Credit PE Fund (Cayman), LP (CYM)
 CVP High Income Private Credit PE Fund, LP (DE)
CVP Distressed Fund, LLC (DE)
CVF IV General, LLC (DE)
 Credit Value Fund IV, LP (DE)
 Credit Value Fund (Cayman) IV, LP (CYM)
 Credit Value Intermediate Fund IV, LP (CYM)
 Credit Value Master Fund IV-A, LP (CYM)
 Credit Value Master Fund IV-B, LP (CYM)
 CVF IV Vert LLC (DE)
 CVF IV-A1 Vert LLC (DE)
CVP SPV LLC (DE)
CVP SPV LLC Series I (DE)
CVP SPV LLC Series II (DE)
CVP SPV LLC Series III (DE)

SCHEDULE Y - INFORMATION CONCERNING ACTIVITIES OF INSURER MEMBERS OF A HOLDING COMPANY GROUP
PART 1 - ORGANIZATIONAL CHART

NYLife Real Estate Holdings LLC

Huntsville NYL LLC (DE)
CC Acquisitions, LP (DE)
REEP-IND Continental NC LLC (DE)
 LRC-Patriot, LLC (DE)
 REEP-LRC Industrial LLC (DE)
REEP-IND Forest Park NJ LLC (DE)
 FP Building 4 LLC (DE)
 FP Building 1-2-3 LLC (DE)
 FP Building 17, LLC (DE)
 FP Building 18, LLC (DE)
 FP Building 19, LLC (DE)
 FP Building 20, LLC (DE)
 FP Mantua Grove LLC (DE)
 FP Lot 1.01 LLC (DE)
REEP-IND NJ LLC (DE)
 NJIND JV LLC (DE)
 NJIND Hook Road LLC (DE)
 NJIND Raritan Center LLC (DE)
 NJIND Talmadge Road LLC (DE)
 NJIND Bay Avenue LLC (DE)
 NJIND Melrich Road LLC (DE)
 NJIND Corbin Street LLC (DE)
REEP-IND Valwood TX LLC (DE)
REEP-MF Cumberland TN LLC (DE)
 Cumberland Apartments, LLC (TN)
REEP-MF Enclave TX LLC (DE)
 Enclave CAF LLC (DE)
REEP-MF Marina Landing WA LLC (DE)
 REEP-SP Marina Landing LLC (DE)
REEP-MF Mira Loma II TX LLC (DE)
 Mira Loma II, LLC (DE)
REEP-MF Summitt Ridge CO LLC (DE)
 Summitt Ridge Apartments, LLC (DE)
REEP-MF Woodridge IL LLC (DE)
REEP-OF Centerpointe VA LLC (DE)
REEP-OFC 575 Lex NY LLC (DE)
REEP-OFC 575 Lex NY GP LLC (DE)
REEP-OFC Westory DC LLC (DE)
REEP-RTL SASI GA LLC (DE)
REEP-RTL Bradford PA LLC (DE)
REEP-OFC Royal Centre GA LLC (DE)
 Royal Centre, LLC (DE)
REEP-RTL CTC NY LLC (DE)
REEP-OFC 5005 LBJ Freeway TX LLC (DE)
 5005 LBJ Tower LLC (DE)
REEP-MF SPENCER NV LLC (DE)
 REEP-HZ SPENCER JV LLC (DE)
 REEP-HZ SPENCER LLC (DE)

REEP-OFC/RTL MARKET ROSS TX LLC (DE)
MARKET ROSS TX JV LLC (DE)
MARKET ROSS TX GARAGE OWNER LC (DE)
MARKET ROSS TX OFFICE OWNER LLC (DE)
MARKET ROSS TX RETAIL OWNER LLC (DE)
REEP-OFC Mallory TN LLC (DE)
 3665 Mallory JV LLC (DE)
REEP-OFC WATER RIDGE NC LLC (DE)
REEP-IND Cedar Farms TN LLC (DE)
 Cedar Farms JV LLC (DE)
REEP-OFC VIRIDIAN AZ LLC (DE)
 REEP-HINES VIRIDIAN JV LLC (DE)

STATEMENT AS OF SEPTEMBER 30, 2017 OF THE NEW YORK LIFE INSURANCE AND ANNUITY CORPORATION

SCHEDULE Y
PART 1A - DETAIL OF INSURANCE HOLDING COMPANY SYSTEM

1	2	3	4	5	6	7	8	9	10	11	12	13	14	15	16
Group Code	Group Name	NAIC Company Code	ID Number	Federal RSSD	CIK	Name of Securities Exchange if Publicly Traded (U.S. or International)	Names of Parent, Subsidiaries Or Affiliates	Domi-ciliary Location	Relation-ship to Reporting Entity	Directly Controlled by (Name of Entity/Person)	Type of Control (Ownership, Board, Management, Attorney-in-Fact, Influence, Other)	If Control is Owner-ship Provide Percen-tage	Ultimate Controlling Entity(ies)/Person(s)	Is an SCA Filing Re-quired? (Y/N)	*
0826	New York Life Group	66915	13-5582869	1583827	0000071633		New York Life Insurance Company	NY	UDP						
0826	New York Life Group	91596	13-3044743	3683691	0000727136		New York Life Insurance and Annuity Corporation	DE		New York Life Insurance Company	Ownership	100.000	New York Life Insurance Company	N	
0826	New York Life Group	81353	52-1530175				NYLIFE Insurance Company of Arizona	AZ	IA	New York Life Insurance Company	Ownership	100.000	New York Life Insurance Company	N	
			13-4199614				New York Life Enterprises LLC	DE	NIA	New York Life Insurance Company	Ownership	100.000	New York Life Insurance Company	N	
			13-4081725	2928649	0001270096		NYLIFE LLC	DE	NIA	New York Life Insurance Company	Ownership	100.000	New York Life Insurance Company	N	
			52-2206685		0001513831		New York Life Investment Management Holdings LLC	DE	NIA	New York Life Insurance Company	Ownership	100.000	New York Life Insurance Company	N	
							NYLIFE Real Estate Holdings, LLC	DE	NIA	New York Life Insurance Company	Ownership	100.000	New York Life Insurance Company	N	
							NYL Real Assets LLC	DE	NIA	New York Life Insurance Company	Ownership	100.000	New York Life Insurance Company	N	
							NYL Emerging Manager LLC	DE	NIA	New York Life Insurance Company	Ownership	100.000	New York Life Insurance Company	N	
							NYL Wind Investments LLC	DE	NIA	New York Life Insurance Company	Ownership	100.000	New York Life Insurance Company	N	
							NYL Investors LLC	DE	NIA	New York Life Insurance Company	Ownership	100.000	New York Life Insurance Company	N	
							Madison Capital Funding LLC	DE	NIA	New York Life Insurance Company	Ownership	55.000	New York Life Insurance Company	N	
							New York Life Insurance and Annuity Corporation	DE	NIA	New York Life Insurance Company	Ownership	45.000	New York Life Insurance Company	N	
					0001538585		MCF Co-Investment GP LLC	DE	NIA	Madison Capital Funding LLC	Ownership	100.000	New York Life Insurance Company	N	
							MCF Co-Investment GP LP	DE	NIA	MCF Co-Investment GP LLC	Ownership	100.000	New York Life Insurance Company	N	
					0001538584		Madison Capital Funding Co-Investment Fund LP	DE	NIA	MCF Co-Investment GP LP	Ownership	100.000	New York Life Insurance Company	N	
			80-0920962		0001577927		Madison Avenue Loan Fund GP LLC	DE	NIA	Madison Capital Funding LLC	Ownership	100.000	New York Life Insurance Company	N	
							Madison Avenue Loan Fund LP	DE	NIA	Madison Avenue Loan Fund GP LLC	Ownership	100.000	New York Life Insurance Company	N	
							MCF Fund I LLC	DE	NIA	Madison Capital Funding LLC	Ownership	100.000	New York Life Insurance Company	N	
							Warwick McAlester Holdings, LLC	DE	NIA	Madison Capital Funding LLC	Ownership	100.000	New York Life Insurance Company	N	
							Meeco Sullivan, LLC	DE	NIA	Warwick McAlester Holdings, LLC	Ownership	100.000	New York Life Insurance Company	N	
							Electric Avenue, LLC	DE	NIA	Warwick McAlester Holdings, LLC	Ownership	100.000	New York Life Insurance Company	N	
							Ironshore Investment BL I Ltd.	BMU	NIA	Madison Capital Funding LLC	Other	0.000	New York Life Insurance Company	N	1
							LMF WF Portfolio III, LLC	DE	NIA	Madison Capital Funding LLC	Other	0.000	New York Life Insurance Company	N	1
							MCF CLO I LLC	DE	NIA	Madison Capital Funding LLC	Other	0.000	New York Life Insurance Company	N	1
							MCF CLO I LLC	DE	NIA	Madison Capital Funding LLC	Ownership	2.530	New York Life Insurance Company	N	
							MCF CLO III LLC	DE	NIA	Madison Capital Funding LLC	Ownership	2.330	New York Life Insurance Company	N	
							MCF CLO III LLC	DE	NIA	Madison Capital Funding LLC	Other	0.000	New York Life Insurance Company	N	1
							MCF CLO IV LLC	DE	NIA	Madison Capital Funding LLC	Other	0.000	New York Life Insurance Company	N	1
							MCF CLO V LLC	DE	NIA	New York Life Insurance Company	Ownership	5.000	New York Life Insurance Company	N	
							MCF CLO V LLC	DE	NIA	Madison Capital Funding LLC	Other	0.000	New York Life Insurance Company	N	1
							MCF CLO VI LLC	DE	NIA	Madison Capital Funding LLC	Other	0.000	New York Life Insurance Company	N	1
							Montpelier Carry Parent, LLC	DE	NIA	Madison Capital Funding LLC	Ownership	100.000	New York Life Insurance Company	N	
							Montpelier Carry, LLC	DE	NIA	Montpelier Carry Parent, LLC	Ownership	100.000	New York Life Insurance Company	N	
							Montpelier GP, LLC	DE	NIA	Madison Capital Funding LLC	Ownership	100.000	New York Life Insurance Company	N	
			90-0938480		0001570694		Montpelier Fund, L.P.	DE	NIA	Montpelier GP, LLC	Ownership	100.000	New York Life Insurance Company	N	
							MCF Mezzanine Carry I LLC	DE	NIA	Madison Capital Funding LLC	Other	0.000	New York Life Insurance Company	N	1
							MCF Mezzanine Fund I LLC	DE	NIA	New York Life Insurance Company	Ownership	66.670	New York Life Insurance Company	N	
							New York Life Insurance and Annuity Corporation	DE	NIA	New York Life Insurance Company	Ownership	33.330	New York Life Insurance Company	N	
							MCF Mezzanine Fund I LLC	DE	NIA	Madison Capital Funding LLC	Ownership	36.350	New York Life Insurance Company	N	
							Young America Holdings, LLC	DE	NIA	Madison Capital Funding LLC	Ownership	100.000	New York Life Insurance Company	N	
							YAC.ECOM Incorporated	MN	NIA	Young America Holdings, LLC	Ownership	100.000	New York Life Insurance Company	N	
							Young America, LLC	MN	NIA	Young America Holdings, LLC	Ownership	100.000	New York Life Insurance Company	N	
							Global Fulfillment Services, Inc.	AZ	NIA	Young America, LLC	Ownership	100.000	New York Life Insurance Company	N	
							SourceOne Worldwide, Inc.	MN	NIA	Young America, LLC	Ownership	100.000	New York Life Insurance Company	N	
							YA Canada Corporation	CAN	NIA	Young America, LLC	Ownership	100.000	New York Life Insurance Company	N	
							Zenith Products Holdings, Inc	DE	NIA	Madison Capital Funding LLC	Ownership	16.360	New York Life Insurance Company	N	
					0001347648		ZPC Holding Corp.	DE	NIA	Zenith Products Holdings Inc.	Ownership	100.000	New York Life Insurance Company	N	
							Zenith Products Corporation	DE	NIA	ZPC Holding Corp.	Ownership	100.000	New York Life Insurance Company	N	
							NYLIM Jacob Ballas India Holdings IV	MUS	NIA	New York Life Insurance Company	Ownership	100.000	New York Life Insurance Company	N	

SCHEDULE Y
PART 1A - DETAIL OF INSURANCE HOLDING COMPANY SYSTEM

1	2	3	4	5	6	7	8	9	10	11	12	13	14	15	16
Group Code	Group Name	NAIC Company Code	ID Number	Federal RSSD	CIK	Name of Securities Exchange if Publicly Traded (U.S. or International)	Names of Parent, Subsidiaries Or Affiliates	Domi-ciliary Location	Relation-ship to Reporting Entity	Directly Controlled by (Name of Entity/Person)	Type of Control (Ownership, Board, Management, Attorney-in-Fact, Influence, Other)	If Control is Owner-ship Provide Percen-tage	Ultimate Controlling Entity(ies)/Person(s)	Is an SCA Filing Re-quired? (Y/N)	*
							NYLIM Flatiron CLO 2004-1 Ltd.	.CYM	.OTH	New York Life Insurance Company	Influence	0.000	New York Life Insurance Company	.N	.5
							NYLIM Flatiron CLO 2004-1 Equity Holdings LLC, Series A	.DE	.OTH	NYLIM Flatiron CLO 2004-1 Ltd.	Influence	0.000	New York Life Insurance Company	.N	.5
							NYLIM Flatiron CLO 2006-1 Ltd.	.CYM	.OTH	New York Life Insurance Company	Influence	0.000	New York Life Insurance Company	.N	.5
							NYLIM Flatiron CLO 2006-1 Equity Holdings LLC, Series A	.DE	.OTH	NYLIM Flatiron CLO 2006-1 Ltd.	Influence	0.000	New York Life Insurance Company	.N	.5
							Flatiron CLO 2007-1 Ltd.	.CYM	.OTH	New York Life Insurance Company	Influence	0.000	New York Life Insurance Company	.N	.5
							NYLIM Flatiron CLO 2007-1 Equity Holdings LLC, Series A	.CYM	.OTH	NYLIM Flatiron CLO 2007-1 Ltd.	Influence	0.000	New York Life Insurance Company	.N	.5
							Flatiron CLO 2011-1 Ltd.	.CYM	.OTH	New York Life Insurance Company	Influence	0.000	New York Life Insurance Company	.N	.5
							Flatiron CLO 2012-1 Ltd.	.CYM	.OTH	New York Life Insurance Company	Influence	0.000	New York Life Insurance Company	.N	.5
							Flatiron CLO 2013-1 Ltd.	.CYM	.OTH	New York Life Insurance Company	Influence	0.000	New York Life Insurance Company	.N	.5
							Flatiron CLO 2014-1 Ltd.	.CYM	.OTH	New York Life Insurance Company	Influence	0.000	New York Life Insurance Company	.N	.5
							Flatiron CLO 2015-1 Ltd	.CYM	.OTH	New York Life Insurance Company	Influence	0.000	New York Life Insurance Company	.N	.5
							Flatiron CLO 17 Ltd.	.CYM	.OTH	New York Life Insurance Company	Influence	0.000	New York Life Insurance Company	.N	.5
							Stratford CDO 2001-1 Ltd.	.CYM	.OTH	New York Life Insurance Company	Influence	0.000	New York Life Insurance Company	.N	.9
				4007034			Silverado CLO 2006-II Limited	.CYM	.OTH	New York Life Insurance Company	Influence	0.000	New York Life Insurance Company	.N	.5
							Silverado CLO 2006-II Equity Holdings LLC, Series A	.CYM	.OTH	Silverado CLO 2006-II Limited	Influence	0.000	New York Life Insurance Company	.N	.5
							Silver Spring, LLC	.DE	.NIA	New York Life Insurance Company	Ownership	100.000	New York Life Insurance Company	.N	
							Silver Spring Associates, L.P.	.PA	.NIA	Silver Spring, LLC	Ownership	100.000	New York Life Insurance Company	.N	
							SCP 2005-C21-002 LLC	.DE	.NIA	New York Life Insurance Company	Ownership	100.000	New York Life Insurance Company	.N	
							SCP 2005-C21-003 LLC	.DE	.NIA	New York Life Insurance Company	Ownership	100.000	New York Life Insurance Company	.N	
							SCP 2005-C21-006 LLC	.DE	.NIA	New York Life Insurance Company	Ownership	100.000	New York Life Insurance Company	.N	
							SCP 2005-C21-007-LLC	.DE	.NIA	New York Life Insurance Company	Ownership	100.000	New York Life Insurance Company	.N	
							SCP 2005-C21-008 LLC	.DE	.NIA	New York Life Insurance Company	Ownership	100.000	New York Life Insurance Company	.N	
							SCP 2005-C21-009 LLC	.DE	.NIA	New York Life Insurance Company	Ownership	100.000	New York Life Insurance Company	.N	
							SCP 2005-C21-017 LLC	.DE	.NIA	New York Life Insurance Company	Ownership	100.000	New York Life Insurance Company	.N	
							SCP 2005-C21-018 LLC	.DE	.NIA	New York Life Insurance Company	Ownership	100.000	New York Life Insurance Company	.N	
							SCP 2005-C21-021 LLC	.DE	.NIA	New York Life Insurance Company	Ownership	100.000	New York Life Insurance Company	.N	
							SCP 2005-C21-025 LLC	.DE	.NIA	New York Life Insurance Company	Ownership	100.000	New York Life Insurance Company	.N	
							SCP 2005-C21-031 LLC	.DE	.NIA	New York Life Insurance Company	Ownership	100.000	New York Life Insurance Company	.N	
							SCP 2005-C21-036 LLC	.DE	.NIA	New York Life Insurance Company	Ownership	100.000	New York Life Insurance Company	.N	
							SCP 2005-C21-041 LLC	.DE	.NIA	New York Life Insurance Company	Ownership	100.000	New York Life Insurance Company	.N	
							SCP 2005-C21-043 LLC	.DE	.NIA	New York Life Insurance Company	Ownership	100.000	New York Life Insurance Company	.N	
							SCP 2005-C21-044 LLC	.DE	.NIA	New York Life Insurance Company	Ownership	100.000	New York Life Insurance Company	.N	
							SCP 2005-C21-048 LLC	.DE	.NIA	New York Life Insurance Company	Ownership	100.000	New York Life Insurance Company	.N	
							SCP 2005-C21-061 LLC	.DE	.NIA	New York Life Insurance Company	Ownership	100.000	New York Life Insurance Company	.N	
							SCP 2005-C21-063 LLC	.DE	.NIA	New York Life Insurance Company	Ownership	100.000	New York Life Insurance Company	.N	
							SCP 2005-C21-067 LLC	.DE	.NIA	New York Life Insurance Company	Ownership	100.000	New York Life Insurance Company	.N	
							SCP 2005-C21-069 LLC	.DE	.NIA	New York Life Insurance Company	Ownership	100.000	New York Life Insurance Company	.N	
							SCP 2005-C21-070 LLC	.DE	.NIA	New York Life Insurance Company	Ownership	100.000	New York Life Insurance Company	.N	
							NYMH-Ennis GP, LLC	.DE	.NIA	New York Life Insurance Company	Ownership	100.000	New York Life Insurance Company	.N	
							NYMH-Ennis, L.P.	.TX	.NIA	NYMH-Ennis GP, LLC	Ownership	100.000	New York Life Insurance Company	.N	
							NYMH-Freeport GP, LLC	.DE	.NIA	New York Life Insurance Company	Ownership	100.000	New York Life Insurance Company	.N	
							NYMH-Freeport, L.P.	.TX	.NIA	NYMH-Freeport GP, LLC	Ownership	100.000	New York Life Insurance Company	.N	
							NYMH-Houston GP, LLC	.DE	.NIA	New York Life Insurance Company	Ownership	100.000	New York Life Insurance Company	.N	
							NYMH-Houston, L.P.	.TX	.NIA	NYMH-Houston GP, LLC	Ownership	100.000	New York Life Insurance Company	.N	
							NYMH-Plano GP, LLC	.DE	.NIA	New York Life Insurance Company	Ownership	100.000	New York Life Insurance Company	.N	
							NYMH-Plano, L.P.	.TX	.NIA	NYMH-Plano GP, LLC	Ownership	100.000	New York Life Insurance Company	.N	
							NYMH-San Antonio GP, LLC	.DE	.NIA	New York Life Insurance Company	Ownership	100.000	New York Life Insurance Company	.N	
							NYMH-San Antonio, L.P.	.TX	.NIA	NYMH-San Antonio GP, LLC	Ownership	100.000	New York Life Insurance Company	.N	
							NYMH-Stephenville GP, LLC	.DE	.NIA	New York Life Insurance Company	Ownership	100.000	New York Life Insurance Company	.N	
							NYMH-Stephenville, L.P.	.TX	.NIA	NYMH-Stephenville GP, LLC	Ownership	100.000	New York Life Insurance Company	.N	

STATEMENT AS OF SEPTEMBER 30, 2017 OF THE NEW YORK LIFE INSURANCE AND ANNUITY CORPORATION

SCHEDULE Y
PART 1A - DETAIL OF INSURANCE HOLDING COMPANY SYSTEM

1	2	3	4	5	6	7	8	9	10	11	12	13	14	15	16
Group Code	Group Name	NAIC Company Code	ID Number	Federal RSSD	CIK	Name of Securities Exchange if Publicly Traded (U.S. or International)	Names of Parent, Subsidiaries Or Affiliates	Domi-ciliary Location	Relation-ship to Reporting Entity	Directly Controlled by (Name of Entity/Person)	Type of Control (Ownership, Board, Management, Attorney-in-Fact, Influence, Other)	If Control is Owner-ship Provide Percen-tage	Ultimate Controlling Entity(ies)/Person(s)	Is an SCA Filing Re-quired? (Y/N)	*
							NYMH-Taylor GP, LLC	DE	NIA	New York Life Insurance Company	Ownership	100.000	New York Life Insurance Company	N	
							NYMH-Taylor, L.P.	TX	NIA	NYMH-Taylor GP, LLC	Ownership	100.000	New York Life Insurance Company	N	
							NYMH Attleboro MA, LLC	DE	NIA	New York Life Insurance Company	Ownership	100.000	New York Life Insurance Company	N	
							NYMH-Farmingdale, NY, LLC	DE	NIA	New York Life Insurance Company	Ownership	100.000	New York Life Insurance Company	N	
							NYLMDC-King of Prussia GP, LLC	DE	NIA	New York Life Insurance Company	Ownership	100.000	New York Life Insurance Company	N	
							NYLMDC-King of Prussia Realty, LP	DE	NIA	NYLMDC King of Prussia GP, LLC	Ownership	100.000	New York Life Insurance Company	N	
							2015 DIL PORTFOLIO HOLDINGS LLC	DE	NIA	New York Life Insurance Company	Ownership	62.308	New York Life Insurance Company	N	
										New York Life Insurance and Annuity Corporation	Ownership	37.692	New York Life Insurance Company	N	
							2015 DIL PORTFOLIO HOLDINGS LLC	DE	NIA	2015 DIL PORTFOLIO HOLDINGS LLC	Ownership	100.000	New York Life Insurance Company	N	
							CT 550 RESEARCH PKWY LLC	DE	NIA	2015 DIL PORTFOLIO HOLDINGS LLC	Ownership	100.000	New York Life Insurance Company	N	
							CT 160 CORPORATE COURT LLC	DE	NIA	2015 DIL PORTFOLIO HOLDINGS LLC	Ownership	100.000	New York Life Insurance Company	N	
							NJ 663 E. CRESCENT AVE LLC	DE	NIA	2015 DIL PORTFOLIO HOLDINGS LLC	Ownership	100.000	New York Life Insurance Company	N	
							NJ 1881 ROUTE 46 LLC	DE	NIA	2015 DIL PORTFOLIO HOLDINGS LLC	Ownership	100.000	New York Life Insurance Company	N	
							PA 180 KOST RD LLC	DE	NIA	2015 DIL PORTFOLIO HOLDINGS LLC	Ownership	100.000	New York Life Insurance Company	N	
							Cortlandt Town Center LLC	DE	NIA	New York Life Insurance Company	Ownership	100.000	New York Life Insurance Company	N	
							REEP-IND 10 WEST AZ LLC	DE	NIA	New York Life Insurance Company	Ownership	100.000	New York Life Insurance Company	N	
							REEP-IND Aegean MA LLC	DE	NIA	New York Life Insurance Company	Ownership	100.000	New York Life Insurance Company	N	
							REEP-IND CHINO CA LLC	DE	NIA	New York Life Insurance Company	Ownership	100.000	New York Life Insurance Company	N	
							REEP-IND FREEDOM MA LLC	DE	NIA	New York Life Insurance Company	Ownership	100.000	New York Life Insurance Company	N	
							REEP-IND Fridley MN LLC	DE	NIA	New York Life Insurance Company	Ownership	100.000	New York Life Insurance Company	N	
							REEP-IND Green Oaks IL LLC	DE	NIA	New York Life Insurance Company	Ownership	100.000	New York Life Insurance Company	N	
							REEP-IND Kent LLC	DE	NIA	New York Life Insurance Company	Ownership	100.000	New York Life Insurance Company	N	
							REEP-IND LYMAN MA LLC	DE	NIA	New York Life Insurance Company	Ownership	100.000	New York Life Insurance Company	N	
							REEP-IND RTG NC LLC	DE	NIA	New York Life Insurance Company	Ownership	100.000	New York Life Insurance Company	N	
							REEP-MF 960 East Paces Ferry GA LLC	DE	NIA	New York Life Insurance Company	Ownership	100.000	New York Life Insurance Company	N	
							REEP-MF 960 EPF Opco GA LLC	DE	NIA	New York Life Insurance Company	Ownership	100.000	New York Life Insurance Company	N	
							REEP-MF Chandler AZ LLC	DE	NIA	New York Life Insurance Company	Ownership	100.000	New York Life Insurance Company	N	
							REEP-MF Issaquah WA LLC	DE	NIA	New York Life Insurance Company	Ownership	100.000	New York Life Insurance Company	N	
							REEP-MF Mount Vernon GA LLC	DE	NIA	New York Life Insurance Company	Ownership	100.000	New York Life Insurance Company	N	
							REEP-MF Verde NC LLC	DE	NIA	New York Life Insurance Company	Ownership	100.000	New York Life Insurance Company	N	
							REEP-MF Wallingford WA LLC	DE	NIA	New York Life Insurance Company	Ownership	100.000	New York Life Insurance Company	N	
							REEP-OFC Bellevue WA LLC	DE	NIA	New York Life Insurance Company	Ownership	100.000	New York Life Insurance Company	N	
							REEP-OFC WATER RIDGE NC HOLDCO LLC	DE	NIA	New York Life Insurance Company	Ownership	100.000	New York Life Insurance Company	N	
							REEP-OFC ONE WATER RIDGE NC LLC	DE	NIA	New York Life Insurance Company	Ownership	100.000	New York Life Insurance Company	N	
							REEP-OFC TWO WATER RIDGE NC LLC	DE	NIA	New York Life Insurance Company	Ownership	100.000	New York Life Insurance Company	N	
							REEP-OFC FOUR WATER RIDGE NC LLC	DE	NIA	New York Life Insurance Company	Ownership	100.000	New York Life Insurance Company	N	
							REEP-OFC FIVE WATER RIDGE NC LLC	DE	NIA	New York Life Insurance Company	Ownership	100.000	New York Life Insurance Company	N	
							REEP-OFC SIX WATER RIDGE NC LLC	DE	NIA	New York Life Insurance Company	Ownership	100.000	New York Life Insurance Company	N	
							REEP-OFC SEVEN WATER RIDGE NC LLC	DE	NIA	New York Life Insurance Company	Ownership	100.000	New York Life Insurance Company	N	
							REEP-OFC EIGHT WATER RIDGE NC LLC	DE	NIA	New York Life Insurance Company	Ownership	100.000	New York Life Insurance Company	N	
							REEP-OFC NINE WATER RIDGE NC LLC	DE	NIA	New York Life Insurance Company	Ownership	100.000	New York Life Insurance Company	N	
							REEP-OFC TEN WATER RIDGE NC LLC	DE	NIA	New York Life Insurance Company	Ownership	100.000	New York Life Insurance Company	N	
							REEP-OFC ELEVEN WATER RIDGE NC LLC	DE	NIA	New York Life Insurance Company	Ownership	100.000	New York Life Insurance Company	N	
							REEP-MF FOUNTAIN PLACE MN LLC	DE	NIA	New York Life Insurance Company	Ownership	100.000	New York Life Insurance Company	N	
							REEP-MF FOUNTAIN PLACE LLC	DE	NIA	REEP-MF FOUNTAIN PLACE MN LLC	Ownership	100.000	New York Life Insurance Company	N	
							REEP-OFC 2300 EMPIRE CA LLC	DE	NIA	New York Life Insurance Company	Ownership	100.000	New York Life Insurance Company	N	
							REEP-OFC 2300 EMPIRE LLC	DE	NIA	New York Life Insurance Company	Ownership	100.000	New York Life Insurance Company	N	
							REEP-IND 10 WEST 11 AZ LLC	DE	NIA	New York Life Insurance Company	Ownership	100.000	New York Life Insurance Company	N	
							REEP-RTL Flemington NJ LLC	DE	NIA	New York Life Insurance Company	Ownership	100.000	New York Life Insurance Company	N	
							REEP-RTL Mill Creek NJ LLC	DE	NIA	New York Life Insurance Company	Ownership	100.000	New York Life Insurance Company	N	
							PTC Acquisitions, LLC	DE	NIA	New York Life Insurance Company	Ownership	100.000	New York Life Insurance Company	N	
							Martingale Road LLC	DE	NIA	New York Life Insurance Company	Ownership	100.000	New York Life Insurance Company	N	
							New York Life Funding	CYM	OTH	New York Life Insurance Company	Other	0.000	New York Life Insurance Company	N	6

STATEMENT AS OF SEPTEMBER 30, 2017 OF THE NEW YORK LIFE INSURANCE AND ANNUITY CORPORATION

SCHEDULE Y
PART 1A - DETAIL OF INSURANCE HOLDING COMPANY SYSTEM

1	2	3	4	5	6	7	8	9	10	11	12 Type of Control (Ownership, Board, Management, Attorney-in-Fact, Influence, Other)	13 If Control is Owner- ship Provide Perce- ntage	14 Ultimate Controlling Entity(ies)/Person(s)	15 Is an SCA Filing Re- quired? (Y/N)	16 *
Group Code	Group Name	NAIC Company Code	ID Number	Federal RSSD	CIK	Name of Securities Exchange if Publicly Traded (U.S. or International)	Names of Parent, Subsidiaries Or Affiliates	Domi- ciliary Loca- tion	Rela- tion- ship to Report- ing Entity	Directly Controlled by (Name of Entity/Person)					
							New York Life Global Funding	DE	OTH	New York Life Insurance Company	Other	0.000	New York Life Insurance Company	N	6
							NYL Equipment Issuance Trust	DE	OTH	New York Life Insurance Company	Influence	0.000	New York Life Insurance Company	N	7
							NYL Equipment Issuance Trust 2014-2	DE	OTH	New York Life Insurance Company	Influence	0.000	New York Life Insurance Company	N	7
							Government Energy Savings Trust 2003-A	NY	OTH	New York Life Insurance Company	Influence	0.000	New York Life Insurance Company	N	7
							UFI-NOR Federal Receivables Trust, Series 2009B	NY	OTH	New York Life Insurance Company	Influence	0.000	New York Life Insurance Company	N	7
							JREP Fund Holdings I, L.P.	CYM	NIA	New York Life Insurance Company	Ownership	12.500	New York Life Insurance Company	N	
							Jaguar Real Estate Partners L.P.	CYM	NIA	New York Life Insurance Company	Ownership	30.300	New York Life Insurance Company	N	
							NYLIFE Office Holdings Member LLC	DE	NIA	New York Life Insurance Company	Ownership	51.000	New York Life Insurance Company	N	
							NYLIFE Office Holdings LLC	DE	NIA	NYLIFE Office Holdings Member LLC	Ownership	51.000	New York Life Insurance Company	N	
							NYLIFE Office Holdings REIT LLC	DE	NIA	NYLIFE Office Holdings LLC	Ownership	100.000	New York Life Insurance Company	N	
							REEP-OFC DRAKES LANDING LLC	DE	NIA	NYLIFE Office Holdings REIT LLC	Ownership	100.000	New York Life Insurance Company	N	
							REEP-OFC CORPORATE POINTE CA LLC	DE	NIA	NYLIFE Office Holdings REIT LLC	Ownership	100.000	New York Life Insurance Company	N	
							REEP-OFC VON KARMAN CA LLC	DE	NIA	NYLIFE Office Holdings REIT LLC	Ownership	100.000	New York Life Insurance Company	N	
							REEP-OFC ONE BOWDOIN SQUARE MA LLC	DE	NIA	NYLIFE Office Holdings REIT LLC	Ownership	100.000	New York Life Insurance Company	N	
							REEP-OFC 525 N Tryon NC LLC	DE	NIA	NYLIFE Office Holdings REIT LLC	Ownership	100.000	New York Life Insurance Company	N	
							525 Charlotte Office LLC	DE	NIA	REEP-OFC 525 N Tryon NC LLC	Ownership	48.450	New York Life Insurance Company	N	
							NYLIFE Office Holdings Acquisition REIT LLC	DE	NIA	NYLIFE Office Holdings LLC	Ownership	100.000	New York Life Insurance Company	N	
							REEP-MF Mount Laurel NJ LLC	DE	NIA	New York Life Insurance Company	Ownership	100.000	New York Life Insurance Company	N	
							2017 CT REO HOLDINGS LLC	DE	NIA	New York Life Insurance Company	Ownership	62.308	New York Life Insurance Company	N	
							2017 CT REO HOLDINGS LLC	DE	NIA	New York Life Insurance and Annuity Corporation	Ownership	37.692	New York Life Insurance Company	N	
							NYLIC HKP Member LLC	DE	NIA	New York Life Insurance Company	Ownership	67.974	New York Life Insurance Company	N	
							NYLIC HKP Member LLC	DE	NIA	New York Life Insurance and Annuity Corporation	Ownership	32.026	New York Life Insurance Company	N	
							Ausbil IT - Ausbil Microcap Fund	AUS	DS	New York Life Insurance and Annuity Corporation	Ownership	18.110	New York Life Insurance Company	N	
							Ausbil IT Candriam Sustainable Global Equity Fund	AUS	DS	New York Life Insurance and Annuity Corporation	Ownership	29.820	New York Life Insurance Company	N	
							MacKay Shields Unconstrained Bond Fund	DE	DS	New York Life Insurance and Annuity Corporation	Ownership	99.210	New York Life Insurance Company	N	
							SEAF Sichuan SME Investment Fund LLC	DE	NIA	New York Life Enterprises LLC	Ownership	39.980	New York Life Insurance Company	N	
							New York Life International Holdings Limited	MUS	NIA	New York Life Enterprises LLC	Ownership	84.380	New York Life Insurance Company	N	
							New York Life International Holdings Limited	MUS	NIA	NYL Cayman Holdings Ltd.	Ownership	15.620	New York Life Insurance Company	N	
							NYL Cayman Holdings Ltd.	CYM	NIA	New York Life Enterprises LLC	Ownership	100.000	New York Life Insurance Company	N	
							NYL Worldwide Capital Investments, LLC	DE	NIA	NYL Cayman Holdings Ltd.	Ownership	100.000	New York Life Insurance Company	N	
							Seguros Monterrey New York Life, S.A. de C.V.	MEX	IA	New York Life Enterprises LLC	Ownership	99.998	New York Life Insurance Company	N	
							Administradora de Conductos SMNYL, S.A. de C.V.	MEX	NIA	Seguros Monterrey New York Life, S.A. de C.V.	Ownership	99.000	New York Life Insurance Company	N	
							Agencias de Distribucion SMNYL, S.A. de C.V.	MEX	NIA	Seguros Monterrey New York Life, S.A. de C.V.	Ownership	99.000	New York Life Insurance Company	N	
							Inmobiliaria SMNYL, S.A. de C.V.	MEX	NIA	Seguros Monterrey New York Life, S.A. de C.V.	Ownership	99.000	New York Life Insurance Company	N	
							Inmobiliaria SMNYL, S.A. de C.V.	MEX	NIA	Agencias de Distribucion SMNYL, S.A. de C.V.	Ownership	1.000	New York Life Insurance Company	N	
							Eagle Strategies LLC	DE	NIA	NYLIFE LLC	Ownership	100.000	New York Life Insurance Company	N	
							New York Life Capital Corporation	DE	NIA	NYLIFE LLC	Ownership	100.000	New York Life Insurance Company	N	
			13-3808042		0001033244		New York Life Trust Company	NY	NIA	NYLIFE LLC	Ownership	100.000	New York Life Insurance Company	N	
							NYL Executive Benefits LLC	DE	NIA	NYLIFE LLC	Ownership	100.000	New York Life Insurance Company	N	
			13-2649692		0000071637		NYLIFE Securities LLC	DE	NIA	NYLIFE LLC	Ownership	100.000	New York Life Insurance Company	N	
							NYLINK Insurance Agency Incorporated	DE	NIA	NYLIFE LLC	Ownership	100.000	New York Life Insurance Company	N	

STATEMENT AS OF SEPTEMBER 30, 2017 OF THE NEW YORK LIFE INSURANCE AND ANNUITY CORPORATION

SCHEDULE Y
PART 1A - DETAIL OF INSURANCE HOLDING COMPANY SYSTEM

1	2	3	4	5	6	7	8	9	10	11	12	13	14	15	16
Group Code	Group Name	NAIC Company Code	ID Number	Federal RSSD	CIK	Name of Securities Exchange if Publicly Traded (U.S. or International)	Names of Parent, Subsidiaries Or Affiliates	Domi-ciliary Loca-tion	Rela-tion-ship to Reporting Entity	Directly Controlled by (Name of Entity/Person)	Type of Control (Ownership, Board, Management, Attorney-in-Fact, Influence, Other)	If Control is Owner-ship Provide Percen-tage	Ultimate Controlling Entity(ies)/Person(s)	Is an SCA Filing Re-quired? (Y/N)	*
							NYLK I Company	.GBR	NIA	NYLIFE LLC	Ownership	100.000	New York Life Insurance Company	.N	
							NYLK II Company	.GBR	NIA	NYLK I Company	Ownership	100.000	New York Life Insurance Company	.N	
							Gresham Mortgage	.GBR	NIA	NYLK II Company	Ownership	100.000	New York Life Insurance Company	.N	
							W Construction Company	.GBR	NIA	NYLK II Company	Ownership	100.000	New York Life Insurance Company	.N	
							WUT	.GBR	NIA	NYLK II Company	Ownership	100.000	New York Life Insurance Company	.N	
							WIM (AIM)	.GBR	NIA	NYLK II Company	Ownership	100.000	New York Life Insurance Company	.N	
							NYL Investors (U.K.) Limited	.GBR	NIA	NYL Investors LLC	Ownership	100.000	New York Life Insurance Company	.N	
							NYLIM Holdings NCVAD GP LLC	.DE	NIA	NYL Investors LLC	Ownership	100.000	New York Life Insurance Company	.N	
							McMorgan Northern California Value Add/Development Fund I, L.P.	.DE	NIA	NYLIM Holdings NCVAD GP LLC	Ownership	50.000	New York Life Insurance Company	.N	
							MNCVAD-IND Greenwood CA LLC	.DE	NIA	McMorgan Northern California Value Add/Development Fund I, L.P.	Ownership	100.000	New York Life Insurance Company	.N	
							MNCVAD-IND Norris Canyon CA LLC	.DE	NIA	McMorgan Northern California Value Add/Development Fund I, L.P.	Ownership	100.000	New York Life Insurance Company	.N	
							MNCVAD-CP Norris Canyon LLC	.DE	NIA	MNCVAD-IND Norris Canyon CA LLC	Ownership	94.000	New York Life Insurance Company	.N	
							MNCVAD-IND Petaluma CA LLC	.DE	NIA	McMorgan Northern California Value Add/Development Fund I, L.P.	Ownership	100.000	New York Life Insurance Company	.N	
							MNCVAD-OFC 2665 NORTH FIRST CA LLC	.DE	NIA	McMorgan Northern California Value Add/Development Fund I, L.P.	Ownership	100.000	New York Life Insurance Company	.N	
							MNCVAD-SEAGATE 2665 NORTH FIRST LLC	.DE	NIA	MNCVAD-OFC 2665 North First CA LLC	Ownership	90.000	New York Life Insurance Company	.N	
							MNCVAD-OFC Bridgepointe CA LLC	.DE	NIA	McMorgan Northern California Value Add/Development Fund I, L.P.	Ownership	100.000	New York Life Insurance Company	.N	
							MNCVAD-OFC RIDDER PARK CA LLC	.DE	NIA	McMorgan Northern California Value Add/Development Fund I, L.P.	Ownership	100.000	New York Life Insurance Company	.N	
							MNCVAD-GRAYMARK RIDDER PARK LLC	.DE	NIA	MNCVAD-OFC RIDDER PARK CA LLC	Ownership	97.500	New York Life Insurance Company	.N	
							MNCVAD-OFC ONEBAY CA LLC	.DE	NIA	McMorgan Northern California Value Add/Development Fund I, L.P.	Ownership	100.000	New York Life Insurance Company	.N	
							MNCVAD-HARVEST ONE BAY LLC	.DE	NIA	MNCVAD-OFC ONEBAY CA LLC	Ownership	95.000	New York Life Insurance Company	.N	
							MNCVAD-IND RICHMOND CA LLC	.DE	NIA	McMorgan Northern California Value Add/Development Fund I, L.P.	Ownership	100.000	New York Life Insurance Company	.N	
							NYL Investors NCVAD II GP, LLC	.DE	NIA	NYL Investors LLC	Ownership	100.000	New York Life Insurance Company	.N	
							McMorgan Northern California Value Add/Development Fund II, LP	.DE	NIA	NYL Investors NCVAD II GP, LLC	Ownership	50.000	New York Life Insurance Company	.N	
							Madison Core Property Fund LLC	.DE	NIA	New York Life Insurance Company	Management	0.000	New York Life Insurance Company	.N	
							MIREF 1500 Quail, LLC	.DE	NIA	Madison Core Property Fund LLC	Ownership	100.000	New York Life Insurance Company	.N	
							MIREF Mill Creek, LLC	.DE	NIA	Madison Core Property Fund LLC	Ownership	100.000	New York Life Insurance Company	.N	
							MIREF Gateway, LLC	.DE	NIA	Madison Core Property Fund LLC	Ownership	100.000	New York Life Insurance Company	.N	
							MIREF Delta Court, LLC	.DE	NIA	Madison Core Property Fund LLC	Ownership	100.000	New York Life Insurance Company	.N	
							MIREF Fremont Distribution Center, LLC	.DE	NIA	Madison Core Property Fund LLC	Ownership	100.000	New York Life Insurance Company	.N	
							MIREF Century, LLC	.DE	NIA	Madison Core Property Fund LLC	Ownership	100.000	New York Life Insurance Company	.N	
							MIREF York Road, LLC	.DE	NIA	Madison Core Property Fund LLC	Ownership	100.000	New York Life Insurance Company	.N	
							York Road EW, LLC	.DE	NIA	MIREF York Road, LLC	Ownership	64.800	New York Life Insurance Company	.N	
							York Road Retail West, LLC	.DE	NIA	York Road EW, LLC	Ownership	64.800	New York Life Insurance Company	.N	
							2001 EW LLC	.DE	NIA	York Road EW, LLC	Ownership	100.000	New York Life Insurance Company	.N	
							2122 EW LLC	.DE	NIA	York Road EW, LLC	Ownership	100.000	New York Life Insurance Company	.N	
							MIREF Saddle River LLC	.DE	NIA	Madison Core Property Fund LLC	Ownership	100.000	New York Life Insurance Company	.N	
							MIREF DC Corp.	.DE	NIA	Madison Core Property Fund LLC	Ownership	100.000	New York Life Insurance Company	.N	
							MIREF L Street, LLC	.DE	NIA	MIREF DC Corp.	Ownership	100.000	New York Life Insurance Company	.N	
							1901 L Street Corp.	.DE	NIA	Madison Core Property Fund LLC	Ownership	100.000	New York Life Insurance Company	.N	
							1901 L Street LLC	.DC	NIA	1901 L Street Corp.	Ownership	100.000	New York Life Insurance Company	.N	
							MIREF Newport Commons, LLC	.DE	NIA	Madison Core Property Fund LLC	Ownership	100.000	New York Life Insurance Company	.N	
							MIREF Northsight, LLC	.DE	NIA	Madison Core Property Fund LLC	Ownership	100.000	New York Life Insurance Company	.N	
							MIREF Riverside, LLC	.DE	NIA	Madison Core Property Fund LLC	Ownership	100.000	New York Life Insurance Company	.N	
							MIREF Corporate Woods, LLC	.DE	NIA	Madison Core Property Fund LLC	Ownership	100.000	New York Life Insurance Company	.N	

STATEMENT AS OF SEPTEMBER 30, 2017 OF THE NEW YORK LIFE INSURANCE AND ANNUITY CORPORATION

SCHEDULE Y
PART 1A - DETAIL OF INSURANCE HOLDING COMPANY SYSTEM

1	2	3	4	5	6	7	8	9	10	11	12	13	14	15	16
Group Code	Group Name	NAIC Company Code	ID Number	Federal RSSD	CIK	Name of Securities Exchange if Publicly Traded (U.S. or International)	Names of Parent, Subsidiaries Or Affiliates	Domi-ciliary Location	Relation-ship to Reporting Entity	Directly Controlled by (Name of Entity/Person)	Type of Control (Ownership, Board, Management, Attorney-in-Fact, Influence, Other)	If Control is Owner-ship Provide Percen-tage	Ultimate Controlling Entity(ies)/Person(s)	Is an SCA Filing Re-quired? (Y/N)	*
							MIREF Bedminster, LLC	DE	NIA	Madison Core Property Fund LLC	Ownership	100.000	New York Life Insurance Company	N	
							MIREF Bartons Creek, LLC	DE	NIA	Madison Core Property Fund LLC	Ownership	100.000	New York Life Insurance Company	N	
							Bartons Lodge Apartments, LLC	DE	NIA	MIREF Bartons Creek, LLC	Ownership	90.000	New York Life Insurance Company	N	
							MIREF Marketpointe, LLC	DE	NIA	Madison Core Property Fund LLC	Ownership	100.000	New York Life Insurance Company	N	
							MIREF 101 East Crossroads, LLC	DE	NIA	Madison Core Property Fund LLC	Ownership	100.000	New York Life Insurance Company	N	
							101 East Crossroads, LLC	DE	NIA	MIREF 101 East Crossroads, LLC	Ownership	100.000	New York Life Insurance Company	N	
							MIREF Chain Bridge, LLC	DE	NIA	Madison Core Property Fund LLC	Ownership	100.000	New York Life Insurance Company	N	
							1991 Chain Bridge Road, LLC	DE	NIA	MIREF Chain Bridge, LLC	Ownership	100.000	New York Life Insurance Company	N	
							MIREF Aptakistic, LLC	DE	NIA	Madison Core Property Fund LLC	Ownership	100.000	New York Life Insurance Company	N	
							Aptakistic Creek Corporate Park, LLC	DE	NIA	MIREF Aptakistic, LLC	Ownership	100.000	New York Life Insurance Company	N	
							MIREF Hawthorne, LLC	DE	NIA	Madison Core Property Fund LLC	Ownership	100.000	New York Life Insurance Company	N	
							MIREF Auburn 277, LLC	DE	NIA	Madison Core Property Fund LLC	Ownership	100.000	New York Life Insurance Company	N	
							MIREF Sumner North, LLC	DE	NIA	Madison Core Property Fund LLC	Ownership	100.000	New York Life Insurance Company	N	
							MIREF Wellington, LLC	DE	NIA	Madison Core Property Fund LLC	Ownership	100.000	New York Life Insurance Company	N	
							MIREF Warner Center, LLC	DE	NIA	Madison Core Property Fund LLC	Ownership	100.000	New York Life Insurance Company	N	
							MADISON-IND Valley Business Park CA LLC	DE	NIA	Madison Core Property Fund LLC	Ownership	100.000	New York Life Insurance Company	N	
							MADISON-MF Duluth GA LLC	DE	NIA	Madison Core Property Fund LLC	Ownership	100.000	New York Life Insurance Company	N	
							MADISON-MF Casa Santa Fe AZ LLC	DE	NIA	Madison Core Property Fund LLC	Ownership	100.000	New York Life Insurance Company	N	
							MADISON-MF Cabrillo AZ LLC	DE	NIA	Madison Core Property Fund LLC	Ownership	100.000	New York Life Insurance Company	N	
							MADISON-OFC Centerstone I CA LLC	DE	NIA	Madison Core Property Fund LLC	Ownership	100.000	New York Life Insurance Company	N	
							MADISON-OFC Centerstone III CA LLC	DE	NIA	Madison Core Property Fund LLC	Ownership	100.000	New York Life Insurance Company	N	
							MADISON-MOB Centerstone IV CA LLC	DE	NIA	Madison Core Property Fund LLC	Ownership	100.000	New York Life Insurance Company	N	
							MADISON-OFC Centerpoint Plaza CA LLC	DE	NIA	Madison Core Property Fund LLC	Ownership	100.000	New York Life Insurance Company	N	
							MADISON-IND Logistics NC LLC	DE	NIA	Madison Core Property Fund LLC	Ownership	100.000	New York Life Insurance Company	N	
							MCPF-LRC Logistics LLC	DE	NIA	MADISON-IND Logistics NC LLC	Ownership	90.000	New York Life Insurance Company	N	
							MADISON-MF Desert Mirage AZ LLC	DE	NIA	Madison Core Property Fund LLC	Ownership	100.000	New York Life Insurance Company	N	
							MADISON-OFC One Main Place OR LLC	DE	NIA	Madison Core Property Fund LLC	Ownership	100.000	New York Life Insurance Company	N	
							MADISON-IND Fenton MO LLC	DE	NIA	Madison Core Property Fund LLC	Ownership	100.000	New York Life Insurance Company	N	
							MADISON-IND Hitzert Roadway MO LLC	DE	NIA	Madison Core Property Fund LLC	Ownership	100.000	New York Life Insurance Company	N	
							MADISON-MF Hoyt OR LLC	DE	NIA	Madison Core Property Fund LLC	Ownership	100.000	New York Life Insurance Company	N	
							MADISON-RTL Clifton Heights PA LLC	DE	NIA	Madison Core Property Fund LLC	Ownership	100.000	New York Life Insurance Company	N	
							MADISON-IND Locust CA LLC	DE	NIA	Madison Core Property Fund LLC	Ownership	100.000	New York Life Insurance Company	N	
							MADISON-OFC Weston Pointe FL LLC	DE	NIA	Madison Core Property Fund LLC	Ownership	100.000	New York Life Insurance Company	N	
							MADISON-MF Henderson NV LLC	DE	NIA	Madison Core Property Fund LLC	Ownership	100.000	New York Life Insurance Company	N	
							MCPF-SP Henderson LLC	DE	NIA	MADISON-MF Henderson NV LLC	Ownership	90.000	New York Life Insurance Company	N	
							MADISON-SP Henderson LLC	DE	NIA	MCPF-SP Henderson LLC	Ownership	90.000	New York Life Insurance Company	N	
							MADISON-IND VISTA LOGISTICS OR LLC	DE	NIA	Madison Core Property Fund LLC	Ownership	100.000	New York Life Insurance Company	N	
							MADISON-SPECHT VISTA LOGISTICS LLC	DE	NIA	MADISON-IND VISTA LOGISTICS OR LLC	Ownership	95.000	New York Life Insurance Company	N	
							MADISON-MF MCCADDEN CA LLC	DE	NIA	Madison Core Property Fund LLC	Ownership	100.000	New York Life Insurance Company	N	
							New York Life Investment Management Asia Limited	CYM	NIA	New York Life Investment Management Holdings LLC	Ownership	100.000	New York Life Insurance Company	N	
			03-0598064		0000050672		Institutional Capital LLC	DE	NIA	New York Life Investment Management Holdings LLC	Ownership	100.000	New York Life Insurance Company	N	
			13-4080466		0000061227		MacKay Shields LLC	DE	NIA	New York Life Investment Management Holdings LLC	Ownership	100.000	New York Life Insurance Company	N	
							MacKay Shields Core Plus Opportunities Fund GP LLC	DE	NIA	MacKay Shields LLC	Ownership	100.000	New York Life Insurance Company	N	
					0001502131		MacKay Shields Core Plus / Opportunities Fund LP	DE	NIA	MacKay Shields Core Plus Opportunities Fund GP LLC	Ownership	100.000	New York Life Insurance Company	N	
							MacKay Municipal Managers Opportunities GP LLC	DE	NIA	MacKay Shields LLC	Ownership	100.000	New York Life Insurance Company	N	
					0001432467		MacKay Municipal Opportunities Master Fund, L.P.	DE	NIA	MacKay Municipal Managers Opportunities GP LLC	Ownership	100.000	New York Life Insurance Company	N	

STATEMENT AS OF SEPTEMBER 30, 2017 OF THE NEW YORK LIFE INSURANCE AND ANNUITY CORPORATION

SCHEDULE Y
PART 1A - DETAIL OF INSURANCE HOLDING COMPANY SYSTEM

1	2	3	4	5	6	7	8	9	10	11	12	13	14	15	16
Group Code	Group Name	NAIC Company Code	ID Number	Federal RSSD	CIK	Name of Securities Exchange if Publicly Traded (U.S. or International)	Names of Parent, Subsidiaries Or Affiliates	Domi-ciliary Location	Relation-ship to Reporting Entity	Directly Controlled by (Name of Entity/Person)	Type of Control (Ownership, Board, Management, Attorney-in-Fact, Influence, Other)	If Control is Owner-ship Provide Percen-tage	Ultimate Controlling Entity(ies)/Person(s)	Is an SCA Filing Re-quired? (Y/N)	*
					0001432468		MackKay Municipal Opportunities Fund, L.P.	DE	NIA	MackKay Municipal Managers Opportunities GP LLC	Ownership	100.000	New York Life Insurance Company	N	
							MackKay Municipal Managers Credit Opportunities GP, LLC	DE	NIA	MackKay Shields LLC	Ownership	100.000	New York Life Insurance Company	N	
					0001460030		MackKay Municipal Credit Opportunities Master Fund, L.P.	DE	NIA	MackKay Municipal Managers Credit Opportunities GP LLC	Ownership	100.000	New York Life Insurance Company	N	
					0001460023		MackKay Municipal Credit Opportunities Fund, L.P.	DE	NIA	MackKay Municipal Managers Credit Opportunities GP LLC	Ownership	100.000	New York Life Insurance Company	N	
							MackKay Municipal Credit Opportunities HL Fund, L.P.	DE	NIA	MackKay Municipal Managers Credit Opportunities GP LLC	Ownership	100.000	New York Life Insurance Company	N	
							MackKay Municipal Short Term Opportunities Fund GP LLC	DE	NIA	MackKay Shields LLC	Ownership	100.000	New York Life Insurance Company	N	
			45-3041041		0001532022		MackKay Municipal Short Term Opportunities Fund LP	DE	NIA	MackKay Municipal Short Term Opportunities Fund GP LLC	Ownership	100.000	New York Life Insurance Company	N	
							Plainview Funds plc	IRL	NIA	MackKay Shields LLC	Ownership	50.000	New York Life Insurance Company	N	
							Plainview Funds plc	IRL	NIA	MackKay Shields LLC	Board of Directors	0.000	New York Life Insurance Company	N	
							Plainview Funds plc - MackKay Shields - Emerging Markets Credit Portfolio	IRL	NIA	New York Life Insurance and Annuity Corporation	Ownership	99.980	New York Life Insurance Company	N	
							Plainview Funds plc - MackKay Shields - Flexible Bond Portfolio	IRL	NIA	Plainview Funds Plc	Management	0.000	New York Life Insurance Company	N	2
							Plainview Funds plc - MackKay Shields - Unconstrained Bond Portfolio	IRL	NIA	New York Life Insurance Company	Ownership	9.570	New York Life Insurance Company	N	
							Plainview Funds plc - MackKay Shields - Unconstrained Bond Portfolio	IRL	NIA	MackKay Shields LLC	Ownership	1.480	New York Life Insurance Company	N	
							Plainview Funds plc - MackKay Shields - Floating Rate High Yield Portfolio	IRL	NIA	New York Life Insurance Company	Ownership	92.580	New York Life Insurance Company	N	
							Plainview Funds plc - MackKay Shields - Floating Rate High Yield Portfolio	IRL	NIA	MackKay Shields LLC	Ownership	7.410	New York Life Insurance Company	N	
							Plainview Funds plc - MackKay Shields Core Plus Opportunities Portfolio	IRL	NIA	MackKay Shields LLC	Management	0.000	New York Life Insurance Company	N	2
							Plainview Funds plc - MackKay Shields High Yield Crossover Portfolio	IRL	NIA	MackKay Shields LLC	Management	0.000	New York Life Insurance Company	N	2
							MackKay Shields Statutory Trust High Yield Bond Series	CT	NIA	Plainview Funds Plc	Management	0.000	New York Life Insurance Company	N	2
							MackKay Shields High Yield Active Core Fund GP LLC	DE	NIA	MackKay Shields LLC	Ownership	100.000	New York Life Insurance Company	N	
					0001502130		MackKay Shields High Yield Active Core Fund LP	DE	NIA	MackKay Shields High Yield Active Core Fund GP LLC	Ownership	100.000	New York Life Insurance Company	N	
							MackKay Shields Credit Strategy Fund LTD	CYM	NIA	MackKay Shields LLC	Ownership	100.000	New York Life Insurance Company	N	
							MackKay Shields Credit Strategy Partners LP	DE	NIA	MackKay Shields LLC	Ownership	100.000	New York Life Insurance Company	N	
							MackKay Shields General Partner (L/S) LLC	DE	NIA	MackKay Shields LLC	Ownership	100.000	New York Life Insurance Company	N	
							MackKay Shields Long/Short Fund LP	DE	NIA	MackKay Shields General Partner (L/S) LLC	Ownership	100.000	New York Life Insurance Company	N	
							MayKay Shields Long/Short Fund (Master)	DE	NIA	MackKay Shields General Partner (L/S) LLC	Ownership	100.000	New York Life Insurance Company	N	
					0001502133		MackKay Shields Defensive Bond Arbitrage Fund Ltd.	BMJ	NIA	MackKay Shields LLC	Board of Directors	0.000	New York Life Insurance Company	N	
					0001502133		MackKay Shields Defensive Bond Arbitrage Fund Ltd.	BMJ	NIA	New York Life Insurance Company	Ownership	14.210	New York Life Insurance Company	N	
					0001502133		MackKay Shields Defensive Bond Arbitrage Fund Ltd.	BMJ	NIA	MackKay Shields LLC	Ownership	0.770	New York Life Insurance Company	N	
							MackKay Shields Core Fixed Income Fund GP LLC	DE	NIA	MackKay Shields LLC	Ownership	100.000	New York Life Insurance Company	N	
			45-2733007		0001529525		MackKay Shields Core Fixed Income Fund LP	DE	NIA	MackKay Shields Core Fixed Income Fund GP LLC	Ownership	100.000	New York Life Insurance Company	N	

STATEMENT AS OF SEPTEMBER 30, 2017 OF THE NEW YORK LIFE INSURANCE AND ANNUITY CORPORATION

SCHEDULE Y
PART 1A - DETAIL OF INSURANCE HOLDING COMPANY SYSTEM

1	2	3	4	5	6	7	8	9	10	11	12	13	14	15	16
Group Code	Group Name	NAIC Company Code	ID Number	Federal RSSD	CIK	Name of Securities Exchange if Publicly Traded (U.S. or International)	Names of Parent, Subsidiaries Or Affiliates	Domi-ciliary Location	Relation-ship to Reporting Entity	Directly Controlled by (Name of Entity/Person)	Type of Control (Ownership, Board, Management, Attorney-in-Fact, Influence, Other)	If Control is Owner-ship Provide Percen-tage	Ultimate Controlling Entity(ies)/Person(s)	Is an SCA Filing Re-quired? (Y/N)	*
							MackKay Shields Select High Yield Bond Fund GP LLC	DE	NIA	MackKay Shields LLC	Ownership	100.000	New York Life Insurance Company	N	
							MackKay Shields Select High Yield Bond Fund LP	DE	NIA	MackKay Shields Select High Yield Bond Fund GP LLC	Ownership	100.000	New York Life Insurance Company	N	
							MackKay Shields High Yield Crossover Fund LP	DE	NIA	MackKay Shields Core Fixed Income Fund GP LLC	Ownership	100.000	New York Life Insurance Company	N	
							MackKay Shields US Equity Market Neutral Fund GP LLC	DE	NIA	MackKay Shields LLC	Ownership	100.000	New York Life Insurance Company	N	
							MackKay Cornerstone US Equity Market Neutral Fund LP	DE	NIA	MackKay Shields US Equity Market Neutral Fund GP LLC	Other	0.000	New York Life Insurance Company	N	2
							MackKay Shields (International) Ltd.	GBR	NIA	MackKay Shields LLC	Ownership	100.000	New York Life Insurance Company	N	
							MackKay Shields (Services) Ltd.	GBR	NIA	MackKay Shields LLC	Ownership	100.000	New York Life Insurance Company	N	
							MackKay Shields UK LLP	GBR	NIA	MackKay Shields (International) Ltd.	Ownership	99.000	New York Life Insurance Company	N	
							MackKay Shields UK LLP	GBR	NIA	MackKay Shields (Services) Ltd.	Ownership	1.000	New York Life Insurance Company	N	
							MackKay Shields Global Derivatives LLC	DE	NIA	MackKay Shields LLC	Ownership	100.000	New York Life Insurance Company	N	
							MackKay Municipal Managers Puerto Rico Opportunities GP LLC	DE	NIA	MackKay Shields LLC	Ownership	100.000	New York Life Insurance Company	N	
							MackKay Puerto Rico Opportunities Funds, L.P.	DE	NIA	MackKay Municipal Managers Puerto Rico Opportunities GP LLC	Ownership	100.000	New York Life Insurance Company	N	
					0001639564		MackKay Puerto Rico Opportunities Feeder Fund, L.P.	CYM	NIA	MackKay Municipal Managers Puerto Rico Opportunities GP LLC	Ownership	100.000	New York Life Insurance Company	N	
							MackKay Municipal Managers California Opportunities GP LLC	DE	NIA	MackKay Shields LLC	Ownership	100.000	New York Life Insurance Company	N	
							MackKay Municipal Managers California Opportunities Fund, L.P.	DE	NIA	MackKay Municipal Managers California Opportunities GP LLC	Ownership	100.000	New York Life Insurance Company	N	
							MackKay Municipal New York Opportunities GP LLC	DE	NIA	MackKay Shields LLC	Ownership	100.000	New York Life Insurance Company	N	
							MackKay Municipal New York Opportunities Fund, L.P.	DE	NIA	MackKay Municipal New York Opportunities GP LLC	Ownership	100.000	New York Life Insurance Company	N	
							MackKay Municipal Opportunity HL Fund LP	DE	NIA	MackKay Municipal New York Opportunities GP LLC	Ownership	100.000	New York Life Insurance Company	N	
							MackKay Municipal Capital Trading GP LLC	DE	NIA	MackKay Shields LLC	Ownership	100.000	New York Life Insurance Company	N	
							MackKay Municipal Capital Trading Master Fund, L.P.	DE	NIA	MackKay Municipal Capital Trading GP LLC	Ownership	100.000	New York Life Insurance Company	N	
							MackKay Municipal Capital Trading Fund, L.P.	DE	NIA	MackKay Municipal Capital Trading GP LLC	Ownership	100.000	New York Life Insurance Company	N	
							MackKay Municipal Managers Strategic Opportunities GP LLC	DE	NIA	MackKay Shields LLC	Ownership	100.000	New York Life Insurance Company	N	
					0001701742		MackKay Municipal Strategic Opportunities Fund LP	DE	NIA	MackKay Municipal Managers Strategic Opportunities GP LLC	Ownership	100.000	New York Life Insurance Company	N	
			13-5582869		0001453415		Cornerstone Capital Management Holdings LLC	DE	NIA	New York Life Investment Management Holdings LLC	Ownership	100.000	New York Life Insurance Company	N	
			41-1763532		0001123570		Cornerstone Capital Management LLC	DE	NIA	Cornerstone Capital Management Holdings LLC	Ownership	51.000	New York Life Insurance Company	N	
							Cornerstone US Equity Market Neutral Fund, LLC	DE	NIA	Cornerstone Capital Management LLC	Ownership	100.000	New York Life Insurance Company	N	
							Cornerstone Capital Management Large-Cap Enhanced Index Fund GP, LLC	DE	NIA	Cornerstone Capital Management Holdings LLC	Ownership	100.000	New York Life Insurance Company	N	
					0001329043		Cornerstone Capital Management Large-Cap Enhanced Index Fund, LP	DE	NIA	Cornerstone Capital Management Large-Cap Enhanced Index Fund GP, LLC	Ownership	100.000	New York Life Insurance Company	N	
			13-4091043		0001292892		GoldPoint Partners LLC	DE	NIA	New York Life Investment Management Holdings LLC	Ownership	100.000	New York Life Insurance Company	N	
					0001513540		New York Life Capital Partners, LLC	DE	NIA	GoldPoint Partners LLC	Ownership	100.000	New York Life Insurance Company	N	
			13-4091045		0001513533		New York Life Capital Partners, LP	DE	NIA	New York Life Capital Partners, LLC	Ownership	100.000	New York Life Insurance Company	N	

STATEMENT AS OF SEPTEMBER 30, 2017 OF THE NEW YORK LIFE INSURANCE AND ANNUITY CORPORATION

SCHEDULE Y

PART 1A - DETAIL OF INSURANCE HOLDING COMPANY SYSTEM

1	2	3	4	5	6	7	8	9	10	11	12	13	14	15	16
Group Code	Group Name	NAIC Company Code	ID Number	Federal RSSD	CIK	Name of Securities Exchange if Publicly Traded (U.S. or International)	Names of Parent, Subsidiaries Or Affiliates	Domi-ciliary Location	Relation-ship to Reporting Entity	Directly Controlled by (Name of Entity/Person)	Type of Control (Ownership, Board, Management, Attorney-in-Fact, Influence, Other)	If Control is Owner-ship Provide Percen-tage	Ultimate Controlling Entity(ies)/Person(s)	Is an SCA Filing Re-quired? (Y/N)	*
					0001293285		New York Life Capital Partners II, LLC	DE	NIA	GoldPoint Partners LLC	Ownership.....	100.000	New York Life Insurance Company	N	
					0001293286		New York Life Capital Partners II, LP	DE	NIA	New York Life Capital Partners II, LLC	Ownership.....	100.000	New York Life Insurance Company	N	
							New York Life Capital Partners III GenPar GP, LLC	DE	NIA	GoldPoint Partners LLC	Ownership.....	100.000	New York Life Insurance Company	N	
							New York Life Capital Partners III GenPar, LP	DE	NIA	New York Life Capital Partners III GenPar GP, LLC	Ownership.....	100.000	New York Life Insurance Company	N	
							New York Life Capital Partners III GenPar, LP	DE	NIA	New York Life Capital Partners III GenPar, LP	Ownership.....	100.000	New York Life Insurance Company	N	
							New York Life Capital Partners III-A, LP	DE	NIA	New York Life Capital Partners III GenPar, LP	Ownership.....	100.000	New York Life Insurance Company	N	
							New York Life Capital Partners IV GenPar GP, LLC	DE	NIA	GoldPoint Partners LLC	Ownership.....	100.000	New York Life Insurance Company	N	
							New York Life Capital Partners IV GenPar, LP	DE	NIA	New York Life Capital Partners IV GenPar GP, LLC	Ownership.....	100.000	New York Life Insurance Company	N	
							New York Life Capital Partners IV, LP	DE	NIA	New York Life Capital Partners IV GenPar, LP	Ownership.....	100.000	New York Life Insurance Company	N	
							New York Life Capital Partners IV-A, LP	DE	NIA	New York Life Capital Partners IV GenPar, LP	Ownership.....	100.000	New York Life Insurance Company	N	
							GoldPoint Mezzanine Partners IV GenPar GP, LLC	DE	NIA	GoldPoint Partners LLC	Ownership.....	100.000	New York Life Insurance Company	N	
							GoldPoint Mezzanine Partners IV GenPar LP	DE	NIA	GoldPoint Mezzanine Partners IV GenPar GP, LLC	Ownership.....	100.000	New York Life Insurance Company	N	
							GoldPoint Mezzanine Partners Co-Investment Fund A, LP	DE	NIA	GoldPoint Mezzanine Partners IV GenPar LP	Ownership.....	100.000	New York Life Insurance Company	N	
							GoldPoint Mezzanine Partners IV, LP	DE	NIA	GoldPoint Mezzanine Partners IV GenPar LP	Ownership.....	100.000	New York Life Insurance Company	N	
							GPP Mezzanine Blocker Holdco A, LP	DE	NIA	GoldPoint Mezzanine Partners IV, LP	Ownership.....	100.000	New York Life Insurance Company	N	
							GPP Mezzanine Blocker Holdco Preferred A, LP	DE	NIA	GoldPoint Mezzanine Partners IV, LP	Ownership.....	100.000	New York Life Insurance Company	N	
							GPP Mezzanine Blocker A, LP	DE	NIA	GoldPoint Mezzanine Partners IV, LP	Ownership.....	100.000	New York Life Insurance Company	N	
							GPP Mezzanine Blocker A, LP	DE	NIA	GPP Mezzanine Blocker Holdco A, LP	Ownership.....	7.500	New York Life Insurance Company	N	
							GPP Mezzanine Blocker Holdco B, LP	DE	NIA	GoldPoint Mezzanine Partners IV, LP	Ownership.....	92.500	New York Life Insurance Company	N	
							GPP Mezzanine Blocker B, LP	DE	NIA	GoldPoint Mezzanine Partners IV, LP	Ownership.....	100.000	New York Life Insurance Company	N	
							GPP Mezzanine Blocker B, LP	DE	NIA	GPP Mezzanine Blocker Holdco B, LP	Ownership.....	4.400	New York Life Insurance Company	N	
							GPP Mezzanine Blocker B, LP	DE	NIA	GPP Mezzanine Blocker Holdco B, LP	Ownership.....	4.400	New York Life Insurance Company	N	
							GPP Mezzanine Blocker Holdco C, LP	DE	NIA	GoldPoint Mezzanine Partners IV, LP	Ownership.....	95.600	New York Life Insurance Company	N	
							GPP Mezzanine Blocker C, LP	DE	NIA	GoldPoint Mezzanine Partners IV, LP	Ownership.....	100.000	New York Life Insurance Company	N	
							GPP Mezzanine Blocker C, LP	DE	NIA	GPP Mezzanine Blocker Holdco C, LP	Ownership.....	100.000	New York Life Insurance Company	N	
							GPP Mezzanine Blocker Holdco D, LP	DE	NIA	GoldPoint Mezzanine Partners IV, LP	Ownership.....	100.000	New York Life Insurance Company	N	
							GPP Mezzanine Blocker D, LP	DE	NIA	GoldPoint Mezzanine Partners IV, LP	Ownership.....	100.000	New York Life Insurance Company	N	
							GoldPoint Mezzanine Partners Offshore IV, L.P.	CYM	NIA	GPP Mezzanine Blocker Holdco D, LP	Ownership.....	100.000	New York Life Insurance Company	N	
							GoldPoint Partners Co-Investment V GenPar GP LLC	DE	NIA	GoldPoint Mezzanine Partners IV GenPar GP, LLC	Ownership.....	100.000	New York Life Insurance Company	N	
							GoldPoint Partners Co-Investment V GenPar, L.P.	DE	NIA	GoldPoint Partners LLC	Ownership.....	100.000	New York Life Insurance Company	N	
							GoldPoint Partners Co-Investment V GenPar, L.P.	DE	NIA	GoldPoint Partners Co-Investment V GenPar GP LLC	Ownership.....	100.000	New York Life Insurance Company	N	
							GoldPoint Partners Co-Investment Fund-A, LP	DE	NIA	GoldPoint Partners Co-Investment V GenPar, L.P.	Ownership.....	100.000	New York Life Insurance Company	N	
					0001562188		GoldPoint Partners Co-Investment V, L.P.	DE	NIA	GoldPoint Partners Co-Investment V GenPar, L.P.	Ownership.....	100.000	New York Life Insurance Company	N	
							GoldPoint Partners Co-Investment V ECI Blocker Holdco A, LP	DE	NIA	GoldPoint Partners Co-Investment V, LP	Ownership.....	100.000	New York Life Insurance Company	N	
							GoldPoint Partners Co-Investment V ECI Blocker A, LP	DE	NIA	GoldPoint Partners Co-Investment V ECI Blocker Holdco A, LP	Ownership.....	100.000	New York Life Insurance Company	N	
							GoldPoint Partners Co-Investment V ECI Blocker Holdco B, LP	DE	NIA	GoldPoint Partners Co-Investment V ECI Blocker Holdco A, LP	Ownership.....	100.000	New York Life Insurance Company	N	
							GoldPoint Partners Co-Investment V ECI Blocker Holdco B, LP	DE	NIA	GoldPoint Partners Co-Investment V, LP	Ownership.....	100.000	New York Life Insurance Company	N	

STATEMENT AS OF SEPTEMBER 30, 2017 OF THE NEW YORK LIFE INSURANCE AND ANNUITY CORPORATION

SCHEDULE Y

PART 1A - DETAIL OF INSURANCE HOLDING COMPANY SYSTEM

1	2	3	4	5	6	7	8	9	10	11	12	13	14	15	16
Group Code	Group Name	NAIC Company Code	ID Number	Federal RSSD	CIK	Name of Securities Exchange if Publicly Traded (U.S. or International)	Names of Parent, Subsidiaries Or Affiliates	Domi-ciliary Location	Relation-ship to Reporting Entity	Directly Controlled by (Name of Entity/Person)	Type of Control (Ownership, Board, Management, Attorney-in-Fact, Influence, Other)	If Control is Owner-ship Provide Percen-tage	Ultimate Controlling Entity(ies)/Person(s)	Is an SCA Filing Re-quired? (Y/N)	*
							GoldPoint Partners Co-Investment V ECI Blocker B, LP	DE	NIA	GoldPoint Partners Co-Investment V ECI Blocker Holdco B, LP	Ownership	100.000	New York Life Insurance Company	N	
							GoldPoint Partners Co-Investment V ECI Blocker Holdco C, LP	DE	NIA	GoldPoint Partners Co-Investment V, LP GoldPoint Partners Co-Investment V ECI	Ownership	100.000	New York Life Insurance Company	N	
							GoldPoint Partners Co-Investment V ECI Blocker C, LP	DE	NIA	GoldPoint Partners Co-Investment V ECI Blocker Holdco C, LP	Ownership	100.000	New York Life Insurance Company	N	
							GoldPoint Partners Co-Investment V ECI Blocker Holdco D, LP	DE	NIA	GoldPoint Partners Co-Investment V, LP GoldPoint Partners Co-Investment V ECI	Ownership	100.000	New York Life Insurance Company	N	
							GoldPoint Partners Co-Investment V ECI Blocker D, LP	DE	NIA	Blocker Holdco D, LP	Ownership	100.000	New York Life Insurance Company	N	
							GoldPoint Partners Co-Investment V ECI Blocker Holdco E, LP	DE	NIA	GoldPoint Partners Co-Investment V, LP GoldPoint Partners Co-Investment V ECI	Ownership	100.000	New York Life Insurance Company	N	
							GoldPoint Partners Co-Investment V ECI Blocker E, LP	DE	NIA	Blocker Holdco E, LP	Ownership	100.000	New York Life Insurance Company	N	
							GoldPoint Partners Co-Investment V ECI Blocker Holdco F, LP	DE	NIA	GoldPoint Partners Co-Investment V, LP GoldPoint Partners Co-Investment V ECI	Ownership	100.000	New York Life Insurance Company	N	
							GoldPoint Partners Co-Investment V ECI Blocker F, LP	DE	NIA	Blocker Holdco F, LP	Ownership	100.000	New York Life Insurance Company	N	
							GoldPoint Partners Co-Investment V ECI Blocker Holdco G,LP	DE	NIA	GoldPoint Partners Co-Investment V, LP GoldPoint Partners Co-Investment V ECI	Ownership	100.000	New York Life Insurance Company	N	
							GoldPoint Partners Co-Investment V ECI Blocker G,LP	DE	NIA	Blocker Holdco G,LP	Ownership	100.000	New York Life Insurance Company	N	
							GoldPoint Partners Select Manager III GenPar GP, LLC	DE	NIA	GoldPoint Partners LLC	Ownership	100.000	New York Life Insurance Company	N	
							GoldPoint Partners Select Manager III GenPar, L.P.	CYM	NIA	GoldPoint Partners Select Manager III GenPar GP, LLC	Ownership	100.000	New York Life Insurance Company	N	
							GoldPoint Partners Select Manager Fund III, L.P.	CYM	NIA	GoldPoint Partners Select Manager III GenPar, LP	Ownership	100.000	New York Life Insurance Company	N	
							GoldPoint Partners Select Manager Fund III AIV, L.P.	DE	NIA	GoldPoint Partners Select Manager III GenPar, LP	Ownership	100.000	New York Life Insurance Company	N	
							GoldPoint Partners Canada III GenPar, Inc	CAN	NIA	GoldPoint Partners LLC	Ownership	100.000	New York Life Insurance Company	N	
							GoldPoint Partners Select Manager Canada Fund III, L.P.	CAN	NIA	GoldPoint Parners Canada III GenPar, Inc	Ownership	100.000	New York Life Insurance Company	N	
							GoldPoint Partners Co-Investment VI GenPar GP LLC	DE	NIA	GoldPoint Partners LLC	Ownership	100.000	New York Life Insurance Company	N	
							GoldPoint Partners Co-Investment VI GenPar, LP	DE	NIA	GoldPoint Partners Co-Investment VI GenPar GP LLC	Ownership	100.000	New York Life Insurance Company	N	
							GoldPoint Partners Co-Investment VI LP	DE	NIA	GoldPoint Partners Co-Investment VI GenPar, LP	Ownership	100.000	New York Life Insurance Company	N	
							GoldPoint Private Credit GenPar GP, LLC	DE	NIA	GoldPoint Partners LLC	Ownership	100.000	New York Life Insurance Company	N	
							GoldPoint Private Credit Fund, LP	DE	NIA	GoldPoint Private Credit GenPar GP, LLC	Ownership	100.000	New York Life Insurance Company	N	
							NYLCAP 2010 Co-Invest GenPar GP, LLC	DE	NIA	GoldPoint Partners LLC	Ownership	100.000	New York Life Insurance Company	N	
							NYLCAP 2010 Co-Invest GenPar L.P.	DE	NIA	NYLCAP 2010 Co-Invest GenPar GP, LLC	Ownership	100.000	New York Life Insurance Company	N	
							NYLCAP 2010 Co-Invest L.P.	DE	NIA	NYLCAP 2010 Co-Invest GenPar LP	Ownership	100.000	New York Life Insurance Company	N	
							NYLCAP 2010 Co-Invest ECI Blocker Holdco B L.P.	DE	NIA	NYLCAP 2010 Co-Invest L.P.	Ownership	100.000	New York Life Insurance Company	N	
							NYLCAP 2010 Co-Invest ECI Blocker B L.P.	DE	NIA	NYLCAP 2010 Co-Invest ECI Blocker Holdco B L.P.	Ownership	100.000	New York Life Insurance Company	N	
							NYLCAP 2010 Co-Invest ECI Blocker Holdco E L.P.	DE	NIA	NYLCAP 2010 Co-Invest LP	Ownership	100.000	New York Life Insurance Company	N	
							NYLCAP 2010 Co-Invest ECI Blocker E L.P.	DE	NIA	NYLCAP 2010 Co-Invest ECI Blocker Holdco E L.P.	Ownership	100.000	New York Life Insurance Company	N	
							NYLCAP 2010 Co-Invest ECI Blocker F L.P.	DE	NIA	NYLCAP 2010 Co-Invest ECI Blocker Holdco E L.P.	Ownership	100.000	New York Life Insurance Company	N	

STATEMENT AS OF SEPTEMBER 30, 2017 OF THE NEW YORK LIFE INSURANCE AND ANNUITY CORPORATION

SCHEDULE Y

PART 1A - DETAIL OF INSURANCE HOLDING COMPANY SYSTEM

1	2	3	4	5	6	7	8	9	10	11	12	13	14	15	16
Group Code	Group Name	NAIC Company Code	ID Number	Federal RSSD	CIK	Name of Securities Exchange if Publicly Traded (U.S. or International)	Names of Parent, Subsidiaries Or Affiliates	Domi-ciliary Location	Relation-ship to Reporting Entity	Directly Controlled by (Name of Entity/Person)	Type of Control (Ownership, Board, Management, Attorney-in-Fact, Influence, Other)	If Control is Owner-ship Provide Percen-tage	Ultimate Controlling Entity(ies)/Person(s)	Is an SCA Filing Re-quired? (Y/N)	*
							NYLCAP 2010 Co-Invest ECI Blocker Holdco G L.P.	DE	NIA	NYLCAP 2010 Co-Invest LP	Ownership	100.000	New York Life Insurance Company	N	
							NYLCAP 2010 Co-Invest ECI Blocker G L.P.	DE	NIA	NYLCAP 2010 Co-Invest ECI Blocker Holdco G L.P.	Ownership	100.000	New York Life Insurance Company	N	
							NYLCAP Canada GenPar, Inc.	CAN	NIA	GoldPoint Partners LLC	Ownership	100.000	New York Life Insurance Company	N	
							NYLCAP Select Manager Canada Fund, LP	CAN	NIA	NYLCAP Canada GenPar, Inc.	Ownership	100.000	New York Life Insurance Company	N	
							NYLCAP Canada II GenPar, Inc.	CAN	NIA	GoldPoint Partners LLC	Ownership	100.000	New York Life Insurance Company	N	
							NYLCAP Select Manager Canada Fund II, L.P.	CAN	NIA	NYLCAP Canada II GenPar, Inc.	Ownership	100.000	New York Life Insurance Company	N	
					0001513541		NYLIM Mezzanine GenPar GP, LLC	DE	NIA	GoldPoint Partners LLC	Ownership	100.000	New York Life Insurance Company	N	
					0001513539		NYLIM Mezzanine GenPar, LP	DE	NIA	NYLIM Mezzanine GenPar GP, LLC	Ownership	100.000	New York Life Insurance Company	N	
							New York Life Investment Management Mezzanine Partners, LP	DE	NIA	NYLIM Mezzanine GenPar, LP	Ownership	100.000	New York Life Insurance Company	N	
					0001193500		NYLIM Mezzanine Partners Parallel Fund LP	DE	NIA	NYLIM Mezzanine GenPar, LP	Ownership	100.000	New York Life Insurance Company	N	
					0001259536		NYLIM Mezzanine Partners II GenPar GP, LLC	DE	NIA	GoldPoint Partners LLC	Ownership	100.000	New York Life Insurance Company	N	
							NYLIM Mezzanine Offshore Partners II, LP	CYM	NIA	NYLIM Mezzanine Partners II GenPar GP, LLC	Ownership	100.000	New York Life Insurance Company	N	
							NYLIM Mezzanine Partners II GenPar, LP	DE	NIA	NYLIM Mezzanine Partners II GenPar GP, LLC	Ownership	100.000	New York Life Insurance Company	N	
							New York Life Investment Management Mezzanine Partners II, LP	DE	NIA	NYLIM Mezzanine Partners II GenPar, LP	Ownership	100.000	New York Life Insurance Company	N	
							NYLIM Mezzanine Partners II Parallel Fund, LP	DE	NIA	NYLIM Mezzanine Partners II GenPar, LP	Ownership	100.000	New York Life Insurance Company	N	
					0001387095		NYLIM Mezzanine Partners II Parallel Fund, LP	DE	NIA	NYLIM Mezzanine Partners II GenPar, LP	Ownership	100.000	New York Life Insurance Company	N	
							NYLIM Mezzanine II Parallel Luxco S.a.r.l.	LUX	NIA	NYLIM Mezzanine Partners II Parallel Fund, LP	Ownership	100.000	New York Life Insurance Company	N	
							Voice Holdco Ltd.	CAN	NIA	NYLIM Mezzanine II Parallel Luxco S.a.r.l.	Ownership	27.000	New York Life Insurance Company	N	
							NYLCAP Mezzanine Partners III GenPar GP, LLC	DE	NIA	GoldPoint Partners LLC	Ownership	100.000	New York Life Insurance Company	N	
							NYLCAP Mezzanine Partners III GenPar, LP	DE	NIA	NYLCAP Mezzanine Partners III GenPar GP, LLC	Ownership	100.000	New York Life Insurance Company	N	
							NYLCAP Mezzanine Partners III-K, LP	DE	NIA	NYLCAP Mezzanine Partners III GenPar, LP	Ownership	100.000	New York Life Insurance Company	N	
					0001482545		NYLCAP Mezzanine Partners III, LP	DE	NIA	NYLCAP Mezzanine Partners III GenPar, LP	Ownership	100.000	New York Life Insurance Company	N	
							NYLCAP Mezzanine Partners III Parallel Fund, LP	DE	NIA	NYLCAP Mezzanine Partners III GenPar, LP	Ownership	100.000	New York Life Insurance Company	N	
					0001539552		NYLCAP Mezzanine Partners III 2012 Co-Invest, LP	DE	NIA	NYLCAP Mezzanine Partners III GenPar, LP	Ownership	100.000	New York Life Insurance Company	N	
							NYLCAP Mezzanine Partners III 2012 Co-Invest ECI Blocker A, LP	DE	NIA	NYLCAP Mezzanine Partners III 2012 Co-Invest, LP	Ownership	100.000	New York Life Insurance Company	N	
							NYLCAP Mezzanine Partners III 2012 Co-Invest ECI Blocker Holdco B, LP	DE	NIA	NYLCAP Mezzanine Partners III 2012 Co-Invest, LP	Ownership	100.000	New York Life Insurance Company	N	
							NYLCAP Mezzanine Partners III 2012 Co-Invest ECI Blocker B, LP	DE	NIA	NYLCAP Mezzanine Partners III 2012 Co-Invest ECI Blocker Holdco B, LP	Ownership	100.000	New York Life Insurance Company	N	
							NYLCAP Mezzanine Partners III 2012 Co-Invest ECI Blocker Holdco C, LP	DE	NIA	NYLCAP Mezzanine Partners III 2012 Co-Invest, LP	Ownership	100.000	New York Life Insurance Company	N	
							NYLCAP Mezzanine Partners III 2012 Co-Invest ECI Blocker C, LP	DE	NIA	NYLCAP Mezzanine Partners III 2012 Co-Invest ECI Blocker Holdco C, LP	Ownership	100.000	New York Life Insurance Company	N	
							NYLCAP Mezzanine Partners III 2012 Co-Invest ECI Blocker Holdco D, LP	DE	NIA	NYLCAP Mezzanine Partners III 2012 Co-Invest, LP	Ownership	100.000	New York Life Insurance Company	N	
							NYLCAP Mezzanine Partners III 2012 Co-Invest ECI Blocker D, LP	DE	NIA	NYLCAP Mezzanine Partners III 2012 Co-Invest ECI Blocker Holdco D, LP	Ownership	100.000	New York Life Insurance Company	N	
							NYLCAP Mezzanine Partners III 2012 Co-Invest ECI Blocker Holdco E, LP	DE	NIA	NYLCAP Mezzanine Partners III 2012 Co-Invest, LP	Ownership	100.000	New York Life Insurance Company	N	
							NYLCAP Mezzanine Partners III 2012 Co-Invest ECI Blocker E, LP	DE	NIA	NYLCAP Mezzanine Partners III 2012 Co-Invest ECI Blocker Holdco E, LP	Ownership	100.000	New York Life Insurance Company	N	

STATEMENT AS OF SEPTEMBER 30, 2017 OF THE NEW YORK LIFE INSURANCE AND ANNUITY CORPORATION

SCHEDULE Y

PART 1A - DETAIL OF INSURANCE HOLDING COMPANY SYSTEM

1	2	3	4	5	6	7	8	9	10	11	12	13	14	15	16
Group Code	Group Name	NAIC Company Code	ID Number	Federal RSSD	CIK	Name of Securities Exchange if Publicly Traded (U.S. or International)	Names of Parent, Subsidiaries Or Affiliates	Domi-ciliary Location	Relation-ship to Reporting Entity	Directly Controlled by (Name of Entity/Person)	Type of Control (Ownership, Board, Management, Attorney-in-Fact, Influence, Other)	If Control is Owner-ship Provide Percen-tage	Ultimate Controlling Entity(ies)/Person(s)	Is an SCA Filing Re-quired? (Y/N)	*
							NYLCAP Mezzanine Partners III 2012 Co-Invest ECI Blocker Holdco F, LP	DE	NIA	NYLCAP Mezzanine Partners III 2012 Co-Invest, LP	Ownership	100.000	New York Life Insurance Company	N	
							NYLCAP Mezzanine Partners III 2012 Co-Invest ECI Blocker F, LP	DE	NIA	NYLCAP Mezzanine Partners III 2012 Co-Invest ECI Blocker Holdco F, LP	Ownership	100.000	New York Life Insurance Company	N	
							NYLCAP Mezzanine Offshore Partners III, LP	CYM	NIA	NYLCAP Mezzanine Partners III GenPar GP, LLC	Ownership	100.000	New York Life Insurance Company	N	
							NYLCAP Select Manager GenPar GP, LLC	DE	NIA	GoldPoint Partners LLC	Ownership	100.000	New York Life Insurance Company	N	
							NYLCAP Select Manager GenPar, LP	DE	NIA	NYLCAP Select Manager GenPar GP, LLC	Ownership	100.000	New York Life Insurance Company	N	
					0001441093		NYLCAP Select Manager Fund, LP	DE	NIA	NYLCAP Select Manager GenPar, LP	Ownership	100.000	New York Life Insurance Company	N	
							NYLCAP Select Manager Cayman Fund, LP	CYM	NIA	NYLCAP Select Manager GenPar GP, LLC	Ownership	100.000	New York Life Insurance Company	N	
							NYLCAP Select Manager II GenPar GP, LLC	DE	NIA	GoldPoint Partners LLC	Ownership	100.000	New York Life Insurance Company	N	
							NYLCAP Select Manager II GenPar GP, L.P.	CYM	NIA	NYLCAP Select Manager II GenPar GP, LLC	Ownership	100.000	New York Life Insurance Company	N	
					0001520743		NYLCAP Select Manager Fund II, L.P.	CYM	NIA	NYLCAP Select Manager II GenPar GP, LP	Ownership	100.000	New York Life Insurance Company	N	
							NYLCAP India Funding LLC	DE	NIA	GoldPoint Partners LLC	Ownership	100.000	New York Life Insurance Company	N	
							NYLIM-JB Asset Management Co., LLC	MUS	NIA	NYLCAP India Funding LLC	Ownership	24.660	New York Life Insurance Company	N	3
							New York Life Investment Management India Fund II, LLC	MUS	NIA	NYLIM-JB Asset Management Co., LLC	Ownership	100.000	New York Life Insurance Company	N	
					0001356865		New York Life Investment Management India Fund (FVC1) II, LLC	MUS	NIA	New York Life Investment Management India Fund II, LLC	Ownership	100.000	New York Life Insurance Company	N	
							NYLCAP India Funding III LLC	DE	NIA	GoldPoint Partners LLC	Ownership	100.000	New York Life Insurance Company	N	
							NYLIM-Jacob Ballas Asset Management Company III, LLC	MUS	NIA	NYLCAP India Funding III LLC	Ownership	24.660	New York Life Insurance Company	N	4
					0001435025		NYLIM Jacob Ballas India Fund III, LLC	MUS	NIA	NYLIM-Jacob Ballas Asset Management Company III, LLC	Ownership	100.000	New York Life Insurance Company	N	
							NYLIM Jacob Ballas Capital India (FVC1) III, LLC	MUS	NIA	NYLIM Jacob Ballas India Fund III, LLC	Ownership	100.000	New York Life Insurance Company	N	
							NYLIM Jacob Ballas India (FII) III, LLC	MUS	NIA	NYLIM Jacob Ballas India Fund III, LLC	Ownership	100.000	New York Life Insurance Company	N	
							Evolvence Asset Management, Ltd.	IND	NIA	GoldPoint Partners LLC	Ownership	24.500	New York Life Insurance Company	N	
							NYLCAP Holdings (Mauritius) LLC	MUS	NIA	New York Life Investment Management Holdings LLC	Ownership	100.000	New York Life Insurance Company	N	
							Jacob Ballas Capital India PVT, Ltd.	MUS	NIA	NYLCAP Holdings (Mauritius) LLC	Ownership	23.300	New York Life Insurance Company	N	
					0001103598		NYLIM Service Company LLC	DE	NIA	New York Life Investment Management Holdings LLC	Ownership	100.000	New York Life Insurance Company	N	
							NYL Workforce GP LLC	DE	NIA	New York Life Investment Management Holdings LLC	Ownership	100.000	New York Life Insurance Company	N	
					0001133639		New York Life Investment Management LLC	DE	NIA	New York Life Investment Management Holdings LLC	Ownership	100.000	New York Life Insurance Company	N	
							NYLIM-GCR Fund I, LLC	DE	NIA	New York Life Investment Management LLC	Ownership	50.000	New York Life Insurance Company	N	
							NYLIM Fund II GP, LLC	DE	NIA	New York Life Investment Management LLC	Ownership	100.000	New York Life Insurance Company	N	
					0001355337		NYLIM Real Estate Mezzanine Fund II, LP	DE	NIA	NYLIM Fund II GP, LLC	Ownership	100.000	New York Life Insurance Company	N	
							NYLIM-TND, LLC	DE	NIA	NYLIM Real Estate Mezzanine Fund II, LP	Ownership	100.000	New York Life Insurance Company	N	
							WFGH, GP LLC	DE	NIA	New York Life Investment Management LLC	Ownership	50.000	New York Life Insurance Company	N	
					0001406803		Workforce Housing Fund I - 2007, LP	DE	NIA	WFGH, GP LLC	Ownership	50.000	New York Life Insurance Company	N	
							Index IQ Holdings Inc.	DE	NIA	New York Life Investment Management Holdings LLC	Ownership	100.000	New York Life Insurance Company	N	
					0001460140		Financial Development LLC	DE	NIA	New York Life Investment Management Holdings LLC	Ownership	74.370	New York Life Insurance Company	N	
					0001460140		Financial Development LLC	DE	NIA	Index IQ Holdings Inc.	Ownership	25.630	New York Life Insurance Company	N	
					0001364028		IndexIQ, Inc.	DE	NIA	Financial Development LLC	Ownership	100.000	New York Life Insurance Company	N	
							IndexIQ LLC	DE	NIA	Financial Development LLC	Ownership	100.000	New York Life Insurance Company	N	
					0001415996		IndexIQ Advisors LLC	DE	NIA	IndexIQ LLC	Ownership	100.000	New York Life Insurance Company	N	
							New York Life Investment Management Holdings International S.á.r.l.	LUX	NIA	New York Life Investment Management Holdings LLC	Ownership	100.000	New York Life Insurance Company	N	

STATEMENT AS OF SEPTEMBER 30, 2017 OF THE NEW YORK LIFE INSURANCE AND ANNUITY CORPORATION

SCHEDULE Y

PART 1A - DETAIL OF INSURANCE HOLDING COMPANY SYSTEM

1	2	3	4	5	6	7	8	9	10	11	12	13	14	15	16
Group Code	Group Name	NAIC Company Code	ID Number	Federal RSSD	CIK	Name of Securities Exchange if Publicly Traded (U.S. or International)	Names of Parent, Subsidiaries Or Affiliates	Domi-ciliary Location	Relation-ship to Reporting Entity	Directly Controlled by (Name of Entity/Person)	Type of Control (Ownership, Board, Management, Attorney-in-Fact, Influence, Other)	If Control is Owner-ship Provide Percen-tage	Ultimate Controlling Entity(ies)/Person(s)	Is an SCA Filing Re-quired? (Y/N)	*
							New York Life Investment Management Holdings II International S.á.r.l.LUX	.NIA	New York Life Investment Management Holdings International S.á.r.l.	Ownership.....	100.000	New York Life Insurance CompanyN	
							New York Life Investment Management Global Holdings S.á.r.l.LUX	.NIA	New York Life Investment Management Holdings II International S.á.r.l.	Ownership.....	100.000	New York Life Insurance CompanyN	
							Candriam Luxco S.á.r.l.LUX	.NIA	New York Life Investment Management Global Holdings S.á.r.l.	Ownership.....	100.000	New York Life Insurance CompanyN	
							Candriam Luxembourg, partnership limited by shares	.LUX	.NIA	New York Life Investment Management Global Holdings S.á.r.l.	Ownership.....	95.008	New York Life Insurance CompanyN	
							Candriam Luxembourg, partnership limited by shares	.LUX	.NIA	Candriam Luxco S.á.r.l.	Other.....	0.000	New York Life Insurance CompanyN	10
							Candriam Belgium, public limited companyBEL	.NIA	Candriam Luxembourg, partnership limited by shares	Ownership.....	99.990	New York Life Insurance CompanyN	
							Candriam Belgium, public limited companyBEL	.NIA	New York Life Investment Management Global Holdings S.á.r.l.	Ownership.....	0.010	New York Life Insurance CompanyN	
							Candriam France, simplified joint-stock companyFRA	.NIA	Candriam Luxembourg, partnership limited by shares	Ownership.....	100.000	New York Life Insurance CompanyN	
							Candriam MonétaireFRA	.NIA	Candriam Belgium, public limited company	Ownership.....	1.470	New York Life Insurance CompanyN	
							Candriam MonétaireFRA	.NIA	Candriam France, simplified joint-stock company	Ownership.....	1.050	New York Life Insurance CompanyN	
							Candriam Switzerland LLC, limited liability companyCHE	.NIA	Candriam Luxembourg, partnership limited by shares	Ownership.....	100.000	New York Life Insurance CompanyN	
							Cordius CIGLUX	.NIA	Candriam Luxembourg, partnership limited by shares	Ownership.....	68.040	New York Life Insurance CompanyN	
							Cordius CIGLUX	.NIA	Candriam Belgium public limited company	Ownership.....	15.980	New York Life Insurance CompanyN	
							Cordius CIGLUX	.NIA	Candriam France, simplified joint-stock company	Ownership.....	15.980	New York Life Insurance CompanyN	
							Candriam Bonds Convertible Opportunities	.LUX	.NIA	Candriam Luxembourg, partnership limited by shares	Ownership.....	29.240	New York Life Insurance CompanyN	
							Candriam Alternative Return Equity Market NeutralLUX	.NIA	Candriam Luxembourg, partnership limited by shares	Ownership.....	21.170	New York Life Insurance CompanyN	
							Candriam L ESG Defensive Asset AllocationLUX	.NIA	Candriam Luxembourg, partnership limited by shares	Ownership.....	6.000	New York Life Insurance CompanyN	
							Ausbil Investment Management LimitedAUS	.NIA	New York Life Investment Management Global Holdings S.á.r.l.	Ownership.....	79.400	New York Life Insurance CompanyN	
							Ausbil Australia Pty. Ltd.AUS	.NIA	Ausbil Investment Management Limited	Ownership.....	100.000	New York Life Insurance CompanyN	
							Ausbil Asset Management Pty. Ltd.AUS	.NIA	Ausbil Investment Management Limited	Ownership.....	100.000	New York Life Insurance CompanyN	
							Ausbil Investment Management Limited Employee Share TrustAUS	.NIA	Ausbil Investment Management Limited	Ownership.....	100.000	New York Life Insurance CompanyN	
			13-3741759		0000914898		NYLIFE Distributors LLCDE	.NIA	New York Life Investment Management Holdings LLC	Ownership.....	100.000	New York Life Insurance CompanyN	
			54-1886751		0001065114		Private Advisors LLCDE	.NIA	New York Life Investment Management Holdings LLC	Ownership.....	65.850	New York Life Insurance CompanyN	
							PACIF Carry Parent, LLCDE	.NIA	Private Advisors LLC	Ownership.....	100.000	New York Life Insurance CompanyN	
							PACIF Carry, LLCDE	.NIA	PACIF Carry Parent, LLC	Ownership.....	100.000	New York Life Insurance CompanyN	
							PACIF GP, LLCDE	.NIA	Private Advisors LLC	Ownership.....	100.000	New York Life Insurance CompanyN	
					0001368975		Private Advisors Coinvestment Fund, LPDE	.NIA	PACIF GP, LLC	Ownership.....	100.000	New York Life Insurance CompanyN	
							PACIF II GP, LLCDE	.NIA	Private Advisors LLC	Ownership.....	100.000	New York Life Insurance CompanyN	
					0001489910		Private Advisors Coinvestment Fund II, LPDE	.NIA	PACIF II GP, LLC	Ownership.....	100.000	New York Life Insurance CompanyN	
							PACIF II Carry Parent, LLCDE	.NIA	Private Advisors LLC	Ownership.....	100.000	New York Life Insurance CompanyN	
							PACIF II Carry, LLCDE	.NIA	PACIF II Carry Parent, LLC	Ownership.....	100.000	New York Life Insurance CompanyN	
							PACIF III GP, LLCDE	.NIA	Private Advisors LLC	Ownership.....	100.000	New York Life Insurance CompanyN	
			46-1360141		0001562375		Private Advisors Coinvestment Fund III, LP ..	.DE	.NIA	PACIF III GP, LLC	Ownership.....	100.000	New York Life Insurance CompanyN	
							PACIF III Carry Parent, LLCDE	.NIA	Private Advisors LLC	Ownership.....	100.000	New York Life Insurance CompanyN	
							PACIF III Carry, LLCDE	.NIA	PACIF III Carry Parent, LLC	Ownership.....	100.000	New York Life Insurance CompanyN	

STATEMENT AS OF SEPTEMBER 30, 2017 OF THE NEW YORK LIFE INSURANCE AND ANNUITY CORPORATION

SCHEDULE Y
PART 1A - DETAIL OF INSURANCE HOLDING COMPANY SYSTEM

1	2	3	4	5	6	7	8	9	10	11	12	13	14	15	16
Group Code	Group Name	NAIC Company Code	ID Number	Federal RSSD	CIK	Name of Securities Exchange if Publicly Traded (U.S. or International)	Names of Parent, Subsidiaries Or Affiliates	Domi-ciliary Location	Relation-ship to Reporting Entity	Directly Controlled by (Name of Entity/Person)	Type of Control (Ownership, Board, Management, Attorney-in-Fact, Influence, Other)	If Control is Owner-ship Provide Percen-tage	Ultimate Controlling Entity(ies)/Person(s)	Is an SCA Filing Re-quired? (Y/N)	*
					0001646588		PACIF IV GP, LLC	DE	NIA	Private Advisors LLC	Ownership	100.000	New York Life Insurance Company	N	
							Private Advisors Coinvestment Fund IV, LP	DE	NIA	PACIF IV GP, LLC	Ownership	100.000	New York Life Insurance Company	N	
							PACIF IV Carry Parent, LLC	DE	NIA	Private Advisors LLC	Ownership	100.000	New York Life Insurance Company	N	
							PACIF IV Carry, LLC	DE	NIA	PACIF IV Carry Parent, LLC	Ownership	100.000	New York Life Insurance Company	N	
							PA Hedged Equity Fund, L.P.	DE	NIA	Private Advisors LLC	Ownership	100.000	New York Life Insurance Company	N	
							Private Advisors Hedged Equity Fund (QP), L.P.	DE	NIA	Private Advisors LLC	Ownership	100.000	New York Life Insurance Company	N	
							Private Advisors Hedged Equity Master Fund	DE	NIA	Private Advisors Hedged Equity Fund (QP), L.P.	Other	0.000	New York Life Insurance Company	N	B
					0001278583		Private Advisors Small Company Buyout Fund II, L.P.	DE	NIA	Private Advisors LLC	Ownership	100.000	New York Life Insurance Company	N	
							PASCBF III GP, LLC	DE	NIA	Private Advisors LLC	Ownership	100.000	New York Life Insurance Company	N	
					0001374891		Private Advisors Small Company Buyout Fund III, LP	DE	NIA	PASCBF III GP, LLC	Ownership	100.000	New York Life Insurance Company	N	
							PASCBF IV GP, LLC	DE	NIA	Private Advisors LLC	Ownership	100.000	New York Life Insurance Company	N	
					0001442524		Private Advisors Small Company Buyout Fund IV, LP	DE	NIA	PASCBF IV GP, LLC	Ownership	100.000	New York Life Insurance Company	N	
							PASCBF IV Carry Parent, LLC	DE	NIA	Private Advisors LLC	Ownership	100.000	New York Life Insurance Company	N	
							PASCBF IV Carry, LLC	DE	NIA	PASCBF IV Carry Parent, LLC	Ownership	100.000	New York Life Insurance Company	N	
							PASCBF V GP, LLC	DE	NIA	Private Advisors LLC	Ownership	100.000	New York Life Insurance Company	N	
					0001537995		Private Advisors Small Company Buyout Fund V, LP	DE	NIA	PASCBF V GP, LLC	Ownership	100.000	New York Life Insurance Company	N	
					0001576987		Private Advisors Small Company Buyout V – ERISA Fund, LP	DE	NIA	PASCBF V GP, LLC	Ownership	100.000	New York Life Insurance Company	N	
							PASCBF V Carry Parent, LLC	DE	NIA	Private Advisors LLC	Ownership	100.000	New York Life Insurance Company	N	
							PASCBF V Carry, LLC	DE	NIA	PASBF V Carry Parent, LLC	Ownership	100.000	New York Life Insurance Company	N	
							PASCPF VI Carry Parent, LLC	DE	NIA	Private Advisors LLC	Ownership	100.000	New York Life Insurance Company	N	
							PASCPF VI Carry, LLC	DE	NIA	PASCPF VI Carry Parent, LLC	Ownership	100.000	New York Life Insurance Company	N	
							PASCPF VI GP, LLC	DE	NIA	Private Advisors LLC	Ownership	100.000	New York Life Insurance Company	N	
					0001595889		Private Advisors Small Company Private Equity Fund VI, LP	DE	NIA	PASCPF VI GP, LLC	Ownership	100.000	New York Life Insurance Company	N	
					0001635254		Private Advisors Small Company Private Equity Fund VI (Cayman), LP	CYM	NIA	PASCPF VI GP, LLC	Ownership	100.000	New York Life Insurance Company	N	
							PASCPF VII GP, LLC	DE	NIA	Private Advisors LLC	Ownership	100.000	New York Life Insurance Company	N	
							Private Advisors Small Company Private Equity Fund VII, LP	DE	NIA	PASCPF VII GP, LLC	Ownership	100.000	New York Life Insurance Company	N	
							Private Advisors Small Company Private Equity Fund VII (Cayman)	CYM	NIA	PASCPF VII GP, LLC	Ownership	100.000	New York Life Insurance Company	N	
							PASCPF VII Carry Parent, LLC	DE	NIA	Private Advisors LLC	Ownership	100.000	New York Life Insurance Company	N	
							PASCPF VII Carry, LLC	DE	NIA	PASCPF VII Carry Parent LLC	Ownership	100.000	New York Life Insurance Company	N	
							PASCPF VIII GP LLC	DE	NIA	Private Advisors LLC	Ownership	100.000	New York Life Insurance Company	N	
							Private Advisors Small Company Private Equity Fund VIII LP	DE	NIA	PASCPF VII GP, LLC	Ownership	100.000	New York Life Insurance Company	N	
							PASCPF VII Carry Parent LLC	DE	NIA	Private Advisors LLC	Ownership	100.000	New York Life Insurance Company	N	
							PASCPF VIII Carry LLC	DE	NIA	PASCPF VIII Carry Parent, LLC	Ownership	100.000	New York Life Insurance Company	N	
					3328161		Cuyahoga Capital Partners I Management Group, LLC	DE	NIA	Private Advisors LLC	Ownership	100.000	New York Life Insurance Company	N	
					3328161		Cuyahoga Capital Partners I, L.P.	DE	NIA	Cuyahoga Capital Partners I Management Group, LLC	Other	0.000	New York Life Insurance Company	N	B
					3594658		Cuyahoga Capital Partners II Management Group LLC	DE	NIA	Private Advisors LLC	Ownership	100.000	New York Life Insurance Company	N	
							Cuyahoga Capital Partners II LP	DE	NIA	Cuyahoga Capital Partners II Management Group LLC	Other	0.000	New York Life Insurance Company	N	B

STATEMENT AS OF SEPTEMBER 30, 2017 OF THE NEW YORK LIFE INSURANCE AND ANNUITY CORPORATION

SCHEDULE Y
PART 1A - DETAIL OF INSURANCE HOLDING COMPANY SYSTEM

1	2	3	4	5	6	7	8	9	10	11	12	13	14	15	16
Group Code	Group Name	NAIC Company Code	ID Number	Federal RSSD	CIK	Name of Securities Exchange if Publicly Traded (U.S. or International)	Names of Parent, Subsidiaries Or Affiliates	Domi-ciliary Location	Relation-ship to Reporting Entity	Directly Controlled by (Name of Entity/Person)	Type of Control (Ownership, Board, Management, Attorney-in-Fact, Influence, Other)	If Control is Owner-ship Provide Percen-tage	Ultimate Controlling Entity(ies)/Person(s)	Is an SCA Filing Re-quired? (Y/N)	*
				3729106			Cuyahoga Capital Partners III Management Group LLC	DE	NIA	Private Advisors LLC	Ownership	100.000	New York Life Insurance Company	N	
							Cuyahoga Capital Partners III LP	DE	NIA	Cuyahoga Capital Partners III Management Group LLC	Other	0.000	New York Life Insurance Company	N	B
							Cuyahoga Capital Partners IV Management Group LLC	DE	NIA	Private Advisors LLC	Ownership	100.000	New York Life Insurance Company	N	
							Cuyahoga Capital Partners IV LP	DE	NIA	Cuyahoga Capital Partners IV Management Group LLC	Other	0.000	New York Life Insurance Company	N	B
				3835342			Cuyahoga Capital Emerging Buyout Partners Management Group LLC	DE	NIA	Private Advisors LLC	Ownership	100.000	New York Life Insurance Company	N	
							Cuyahoga Capital Emerging Buyout Partners LP	DE	NIA	Cuyahoga Capital Emerging Buyout Partners Management Group LLC	Other	0.000	New York Life Insurance Company	N	B
							PA Real Assets Carry Parent, LLC	DE	NIA	Private Advisors LLC	Ownership	100.000	New York Life Insurance Company	N	
							PA Real Assets Carry, LLC	DE	NIA	PA Real Assets Carry Parent, LLC	Ownership	100.000	New York Life Insurance Company	N	
							PA Real Assets Carry Parent II, LLC	DE	NIA	Private Advisors LLC	Ownership	100.000	New York Life Insurance Company	N	
							PA Real Assets Carry II, LLC	DE	NIA	PA Real Assets Carry Parent II, LLC	Ownership	100.000	New York Life Insurance Company	N	
							PA Emerging Manager Carry Parent, LLC	DE	NIA	Private Advisors LLC	Ownership	100.000	New York Life Insurance Company	N	
							PA Emerging Manager Carry, LLC	DE	NIA	PA Emerging Manager Carry Parent, LLC	Ownership	100.000	New York Life Insurance Company	N	
							RIC I GP, LLC	DE	NIA	Private Advisors LLC	Ownership	100.000	New York Life Insurance Company	N	
							Richmond Coinvestment Partners I, LP	DE	NIA	RIC I GP, LLC	Ownership	100.000	New York Life Insurance Company	N	
							RIC I Carry Parent, LLC	DE	NIA	Private Advisors LLC	Ownership	100.000	New York Life Insurance Company	N	
							RIC I Carry, LLC	DE	NIA	RIC I Carry Parent, LLC	Ownership	100.000	New York Life Insurance Company	N	
							PASF V GP, LLC	DE	NIA	Private Advisors LLC	Ownership	100.000	New York Life Insurance Company	N	
					0001646590		Private Advisors Secondary Fund V, LP	DE	NIA	PASF V GP, LLC	Ownership	100.000	New York Life Insurance Company	N	
							PASF V Carry Parent, LLC	DE	NIA	Private Advisors LLC	Ownership	100.000	New York Life Insurance Company	N	
							PASF V Carry, LLC	DE	NIA	PASF V Carry Parent, LLC	Ownership	100.000	New York Life Insurance Company	N	
							PARAF GP, LLC	DE	NIA	Private Advisors LLC	Ownership	100.000	New York Life Insurance Company	N	
							Private Advisors Real Assets Fund, LP	DE	NIA	PARAF GP, LLC	Ownership	100.000	New York Life Insurance Company	N	
							PARAF Carry Parent, LLC	DE	NIA	Private Advisors LLC	Ownership	100.000	New York Life Insurance Company	N	
							PARAF Carry, LLC	DE	NIA	PARAF Carry Parent, LLC	Ownership	100.000	New York Life Insurance Company	N	
							PASCCIF GP, LLC	DE	NIA	Private Advisors LLC	Ownership	100.000	New York Life Insurance Company	N	
							Private Advisors Small Company Coinvestment Fund, LP	DE	NIA	PASCCIF GP, LLC	Ownership	100.000	New York Life Insurance Company	N	
							Private Advisors Small Company Coinvestment Fund ERISA, LP	DE	NIA	PASCCIF GP, LLC	Ownership	100.000	New York Life Insurance Company	N	
							PASCCIF Carry Parent, LLC	DE	NIA	Private Advisors LLC	Ownership	100.000	New York Life Insurance Company	N	
							PASCCIF Carry, LLC	DE	NIA	PASCCIF Carry Parent, LLC	Ownership	100.000	New York Life Insurance Company	N	
							Private Advisors Hedged Equity Fund, Ltd.	CYM	NIA	Private Advisors LLC	Other	0.000	New York Life Insurance Company	N	B
							Private Advisors Hedged Equity Fund (QP), Ltd.	CYM	NIA	Private Advisors LLC	Other	0.000	New York Life Insurance Company	N	B
							Private Advisors Hedged Equity Master Fund, Ltd.	CYM	NIA	Private Advisors Hedged Equity Fund (QP), Ltd.	Other	0.000	New York Life Insurance Company	N	B
							Private Advisors Stable Value ERISA Fund, Ltd.	CYM	NIA	Private Advisors LLC	Other	0.000	New York Life Insurance Company	N	B
							Private Advisors Stable Value Master Fund, Ltd.	CYM	NIA	Private Advisors LLC	Other	0.000	New York Life Insurance Company	N	B
							UVF GP, LLC	DE	NIA	Private Advisors LLC	Ownership	100.000	New York Life Insurance Company	N	
					0001605509		Undiscovered Value Fund, LP	DE	NIA	Private Advisors LLC	Ownership	100.000	New York Life Insurance Company	N	
					0001605502		Undiscovered Value Fund, Ltd.	CYM	NIA	Private Advisors LLC	Other	0.000	New York Life Insurance Company	N	B
							Undiscovered Value Master Fund SPC	CYM	NIA	Undiscovered Value Fund, Ltd.	Ownership	100.000	New York Life Insurance Company	N	
			81-5158468				NYLIM Alternatives LLC	DE	NIA	New York Life Investment Management Holdings LLC	Ownership	100.000	New York Life Insurance Company	N	
							CVP Holdings LLC	DE	NIA	NYLIM Alternatives LLC	Ownership	60.000	New York Life Insurance Company	N	
							CVP CLO Manager LLC	DE	NIA	CVP Holdings LLC	Ownership	100.000	New York Life Insurance Company	N	

SCHEDULE Y
PART 1A - DETAIL OF INSURANCE HOLDING COMPANY SYSTEM

1	2	3	4	5	6	7	8	9	10	11	12	13	14	15	16
Group Code	Group Name	NAIC Company Code	ID Number	Federal RSSD	CIK	Name of Securities Exchange if Publicly Traded (U.S. or International)	Names of Parent, Subsidiaries Or Affiliates	Domi-ciliary Location	Relation-ship to Reporting Entity	Directly Controlled by (Name of Entity/Person)	Type of Control (Ownership, Board, Management, Attorney-in-Fact, Influence, Other)	If Control is Owner-ship Provide Percen-tage	Ultimate Controlling Entity(ies)/Person(s)	Is an SCA Filing Re-quired? (Y/N)	*
							CVP CLO Holdings GP LLC	DE	NIA	CVP CLO Manager LLC	Ownership.....	100.000	New York Life Insurance Company	N	
							CVP CLO Holdings, LP	KY	NIA	CVP CLO Holdings GP LLC	Ownership.....	100.000	New York Life Insurance Company	N	
							CVP CLO Advisors, LLC	DE	NIA	CVP CLO Holdings LP	Ownership.....	100.000	New York Life Insurance Company	N	
							Credit Value Partners, LLC	DE	NIA	CVP Holdings LLC	Ownership.....	100.000	New York Life Insurance Company	N	
							CHIPC Evergreen General LLC	DE	NIA	Credit Value Partners, LLC	Ownership.....	100.000	New York Life Insurance Company	N	
							CVP High Income Private Credit Master Fund LP								
								CYM	NIA	CHIPC Evergreen General LLC	Ownership.....	100.000	New York Life Insurance Company	N	
							CVP Loan Servicing LLC	DE	NIA	Credit Value Partners, LLC	Ownership.....	100.000	New York Life Insurance Company	N	
							CHIPC PE General, LLC	DE	NIA	Credit Value Partners, LLC	Ownership.....	100.000	New York Life Insurance Company	N	
							CHIPC PE Intermediate Fund, LP	CYM	NIA	CHIPC PE General, LLC	Ownership.....	100.000	New York Life Insurance Company	N	
							CVP High Income Private Credit PE Fund (Cayman), LP	CYM	NIA	CHIPC PE General, LLC	Ownership.....	100.000	New York Life Insurance Company	N	
							CVP High Income Private Credit PE Fund, LP	DE	NIA	CHIPC PE General, LLC	Ownership.....	100.000	New York Life Insurance Company	N	
							CVP Distressed Fund, LLC	DE	NIA	Credit Value Partners, LLC	Ownership.....	100.000	New York Life Insurance Company	N	
							CVF IV General, LLC	DE	NIA	Credit Value Partners, LLC	Ownership.....	100.000	New York Life Insurance Company	N	
							Credit Value Fund IV, LP	DE	NIA	CVF IV General, LLC	Ownership.....	100.000	New York Life Insurance Company	N	
							Credit Value Fund (Cayman) IV, LP	CYM	NIA	CVF IV General, LLC	Ownership.....	100.000	New York Life Insurance Company	N	
							Credit Value Intermediate Fund IV, LP	CYM	NIA	CVF IV General, LLC	Ownership.....	100.000	New York Life Insurance Company	N	
							Credit Value Master Fund IV-A, LP	CYM	NIA	CVF IV General, LLC	Ownership.....	100.000	New York Life Insurance Company	N	
							Credit Value Master Fund IV-B, LP	CYM	NIA	CVF IV General, LLC	Ownership.....	100.000	New York Life Insurance Company	N	
							CVF IV Vert LLC	DE	NIA	CVF IV General, LLC	Ownership.....	100.000	New York Life Insurance Company	N	
							CVF IV-A1 Vert LLC	DE	NIA	CVF IV General, LLC	Ownership.....	100.000	New York Life Insurance Company	N	
							CVP SPV LLC	DE	NIA	Credit Value Partners, LLC	Ownership.....	100.000	New York Life Insurance Company	N	
							CVP SPVLL Series I	DE	NIA	Credit Value Partners, LLC	Ownership.....	100.000	New York Life Insurance Company	N	
							CVP SPVLL Series II	DE	NIA	Credit Value Partners, LLC	Ownership.....	100.000	New York Life Insurance Company	N	
							CVP SPVLL Series III	DE	NIA	Credit Value Partners, LLC	Ownership.....	100.000	New York Life Insurance Company	N	
							Huntsville NYL LLC	DE	NIA	NYLife Real Estate Holdings, LLC	Ownership.....	100.000	New York Life Insurance Company	N	
							CC Acquisitions, LP	DE	NIA	NYLife Real Estate Holdings, LLC	Ownership.....	100.000	New York Life Insurance Company	N	
							REEP-IND Continental NC LLC	DE	NIA	NYLife Real Estate Holdings, LLC	Ownership.....	100.000	New York Life Insurance Company	N	
							LRC-Patriot, LLC	DE	NIA	REEP-IND Continental NC LLC	Ownership.....	93.000	New York Life Insurance Company	N	
							REEP-LRC Industrial LLC	DE	NIA	LRC-Patriot, LLC	Ownership.....	100.000	New York Life Insurance Company	N	
							REEP-IND Forest Park NJ LLC	DE	NIA	NYLife Real Estate Holdings, LLC	Ownership.....	100.000	New York Life Insurance Company	N	
							FP Building 4 LLC	DE	NIA	REEP-IND Forest Park NJ LLC	Ownership.....	100.000	New York Life Insurance Company	N	
							FP Building 1-2-3 LLC	DE	NIA	REEP-IND Forest Park NJ LLC	Ownership.....	100.000	New York Life Insurance Company	N	
							FP Building 17, LLC	DE	NIA	REEP-IND Forest Park NJ LLC	Ownership.....	100.000	New York Life Insurance Company	N	
							FP Building 18, LLC	DE	NIA	REEP-IND Forest Park NJ LLC	Ownership.....	100.000	New York Life Insurance Company	N	
							FP Building 19, LLC	DE	NIA	REEP-IND Forest Park NJ LLC	Ownership.....	100.000	New York Life Insurance Company	N	
							FP Building 20, LLC	DE	NIA	REEP-IND Forest Park NJ LLC	Ownership.....	100.000	New York Life Insurance Company	N	
							FP Mantua Grove LLC	DE	NIA	REEP-IND Forest Park NJ LLC	Ownership.....	100.000	New York Life Insurance Company	N	
							FP Lot 1.01 LLC	DE	NIA	REEP-IND Forest Park NJ LLC	Ownership.....	100.000	New York Life Insurance Company	N	
							REEP-IND NJ LLC	DE	NIA	NYLife Real Estate Holdings, LLC	Ownership.....	100.000	New York Life Insurance Company	N	
							NJIND JV LLC	DE	NIA	REEP-IND NJ LLC	Ownership.....	93.000	New York Life Insurance Company	N	
							NJIND Hook Road LLC	DE	NIA	NJIND JV LLC	Ownership.....	100.000	New York Life Insurance Company	N	
							NJIND Raritan Center LLC	DE	NIA	NJIND JV LLC	Ownership.....	100.000	New York Life Insurance Company	N	
							NJIND Talmadge Road LLC	DE	NIA	NJIND JV LLC	Ownership.....	100.000	New York Life Insurance Company	N	
							NJIND Bay Avenue LLC	DE	NIA	NJIND JV LLC	Ownership.....	100.000	New York Life Insurance Company	N	
							NJIND Melrich Road LLC	DE	NIA	NJIND JV LLC	Ownership.....	100.000	New York Life Insurance Company	N	
							NJIND Corbin Street LLC	DE	NIA	NJIND JV LLC	Ownership.....	100.000	New York Life Insurance Company	N	
							REEP-IND Valwood TX LLC	DE	NIA	NYLife Real Estate Holdings, LLC	Ownership.....	100.000	New York Life Insurance Company	N	
							REEP-MF Cumberland TN LLC	DE	NIA	NYLife Real Estate Holdings, LLC	Ownership.....	100.000	New York Life Insurance Company	N	
							Cumberland Apartments, LLC	TN	NIA	REEP-MF Cumberland TN LLC	Ownership.....	100.000	New York Life Insurance Company	N	
							REEP-MF Enclave TX LLC	DE	NIA	NYLife Real Estate Holdings, LLC	Ownership.....	100.000	New York Life Insurance Company	N	
							Enclave CAF LLC	DE	NIA	REEP-MF Enclave TX LLC	Ownership.....	100.000	New York Life Insurance Company	N	
							REEP-MF Marina Landing WA LLC	DE	NIA	NYLife Real Estate Holdings, LLC	Ownership.....	100.000	New York Life Insurance Company	N	

STATEMENT AS OF SEPTEMBER 30, 2017 OF THE NEW YORK LIFE INSURANCE AND ANNUITY CORPORATION

SCHEDULE Y
PART 1A - DETAIL OF INSURANCE HOLDING COMPANY SYSTEM

1	2	3	4	5	6	7	8	9	10	11	12	13	14	15	16
Group Code	Group Name	NAIC Company Code	ID Number	Federal RSSD	CIK	Name of Securities Exchange if Publicly Traded (U.S. or International)	Names of Parent, Subsidiaries Or Affiliates	Domi-ciliary Loca-tion	Rela-tion-ship to Reporting Entity	Directly Controlled by (Name of Entity/Person)	Type of Control (Ownership, Board, Management, Attorney-in-Fact, Influence, Other)	If Control is Owner-ship Provide Percen-tage	Ultimate Controlling Entity(ies)/Person(s)	Is an SCA Filing Re-quired? (Y/N)	*
							REEP-SP Marina Landing LLC	DE	NIA.....	REEP-MF Marina Landing WA LLC	Ownership.....	98.000	New York Life Insurance CompanyN.....	
							REEP-MF Mira Loma II TX LLC	DE	NIA.....	NVLife Real Estate Holdings, LLC	Ownership.....	100.000	New York Life Insurance CompanyN.....	
							Mira Loma II, LLC	DE	NIA.....	REEP-MF Mira Loma II TX LLC	Ownership.....	50.000	New York Life Insurance CompanyN.....	
							REEP-MF Summitt Ridge CO LLC	DE	NIA.....	NVLife Real Estate Holdings, LLC	Ownership.....	100.000	New York Life Insurance CompanyN.....	
							Summitt Ridge Apartments, LLC	DE	NIA.....	REEP-MF Summitt Ridge CO LLC	Ownership.....	100.000	New York Life Insurance CompanyN.....	
							REEP-MF Woodridge II LLC	DE	NIA.....	NVLife Real Estate Holdings, LLC	Ownership.....	100.000	New York Life Insurance CompanyN.....	
							REEP-OF Centerpointe VA LLC	DE	NIA.....	NVLife Real Estate Holdings, LLC	Ownership.....	100.000	New York Life Insurance CompanyN.....	
							REEP-OFC 575 Lex NY LLC	DE	NIA.....	NVLife Real Estate Holdings, LLC	Ownership.....	100.000	New York Life Insurance CompanyN.....	
							REEP-OFC 575 Lex NY GP LLC	DE	NIA.....	NVLife Real Estate Holdings, LLC	Ownership.....	100.000	New York Life Insurance CompanyN.....	
							REEP-OFC Westory DC LLC	DE	NIA.....	NVLife Real Estate Holdings, LLC	Ownership.....	100.000	New York Life Insurance CompanyN.....	
							REEP-RTL SASI GA LLC	DE	NIA.....	NVLife Real Estate Holdings, LLC	Ownership.....	100.000	New York Life Insurance CompanyN.....	
							REEP-RTL Bradford PA LLC	DE	NIA.....	NVLife Real Estate Holdings, LLC	Ownership.....	100.000	New York Life Insurance CompanyN.....	
							REEP-OFC Royal Centre GA LLC	DE	NIA.....	NVLife Real Estate Holdings, LLC	Ownership.....	100.000	New York Life Insurance CompanyN.....	
							Royal Centre, LLC	DE	NIA.....	REEP-OFC Royal Centre GA LLC	Ownership.....	90.000	New York Life Insurance CompanyN.....	
							REEP-RTL CTC NY LLC	DE	NIA.....	NVLife Real Estate Holdings, LLC	Ownership.....	100.000	New York Life Insurance CompanyN.....	
							REEP-OFC 5005 LBJ Freeway TX LLC	DE	NIA.....	NVLife Real Estate Holdings, LLC	Ownership.....	97.000	New York Life Insurance CompanyN.....	
							5005 LBJ Tower LLC	DE	NIA.....	REEP-OFC 5005 LBJ Freeway TX LLC	Ownership.....	97.000	New York Life Insurance CompanyN.....	
							REEP-MF SPENCER NV LLC	DE	NIA.....	NVLife Real Estate Holdings, LLC	Ownership.....	100.000	New York Life Insurance CompanyN.....	
							REEP-HZ SPENCER JV LLC	DE	NIA.....	REEP-MF SPENCER NV LLC	Ownership.....	92.700	New York Life Insurance CompanyN.....	
							REEP-HZ SPENCER LLC	DE	NIA.....	REEP-HZ SPENCER JV LLC	Ownership.....	100.000	New York Life Insurance CompanyN.....	
							REEP-OFC/RTL MARKET ROSS TX LLC	DE	NIA.....	NVLife Real Estate Holdings, LLC	Ownership.....	100.000	New York Life Insurance CompanyN.....	
							MARKET ROSS TX JV LLC	DE	NIA.....	REEP-OFC/RTL MARKET ROSS TX LLC	Ownership.....	100.000	New York Life Insurance CompanyN.....	
							MARKET ROSS TX GARAGE OWNER LC	DE	NIA.....	REEP-OFC/RTL MARKET ROSS TX LLC	Ownership.....	100.000	New York Life Insurance CompanyN.....	
							MARKET ROSS TX OFFICE OWNER LLC	DE	NIA.....	REEP-OFC/RTL MARKET ROSS TX LLC	Ownership.....	100.000	New York Life Insurance CompanyN.....	
							MARKET ROSS TX RETAIL OWNER LLC	DE	NIA.....	REEP-OFC/RTL MARKET ROSS TX LLC	Ownership.....	100.000	New York Life Insurance CompanyN.....	
							REEP-OFC Mallory TN LLC	DE	NIA.....	NVLife Real Estate Holdings, LLC	Ownership.....	100.000	New York Life Insurance CompanyN.....	
							3665 Mallory JV LLC	DE	NIA.....	REEP-OFC Mallory TN LLC	Ownership.....	90.900	New York Life Insurance CompanyN.....	
							REEP-OFC Water Ridge NC LLC	DE	NIA.....	NVLife Real Estate Holdings, LLC	Ownership.....	100.000	New York Life Insurance CompanyN.....	
							REEP-IND Cedar Farms TN LLC	DE	NIA.....	NVLife Real Estate Holdings, LLC	Ownership.....	100.000	New York Life Insurance CompanyN.....	
							Cedar Farms JV LLC	DE	NIA.....	REEP-IND Cedar Farms TN LLC	Ownership.....	90.000	New York Life Insurance CompanyN.....	
							REEP-OFC VIRIDIAN AZ LLC	DE	NIA.....	NVLife Real Estate Holdings, LLC	Ownership.....	100.000	New York Life Insurance CompanyN.....	
							REEP-HINES VIRIDIAN JV LLC	DE	NIA.....	REEP-OFC VIRIDIAN AZ LLC	Ownership.....	35.390	New York Life Insurance CompanyN.....	

Asterisk	Explanation
1	Contractual Client – Madison Capital Funding LLC, an indirect wholly owned affiliate of the Company, has contractual control of this entity's loan portfolio.
2	Control of this entity is pursuant to an investment management contract with New York Life Investment Management Holdings LLC or affiliate, not through ownership of voting interests.
3	GoldPoint Partners LLC owns 24.66% of the voting management shares. NYLCAP India Funding LLC owns 36% of non-voting carry shares.
4	GoldPoint Partners LLC owns 24.66% of the voting management shares. NYLCAP India Funding III LLC owns 31.36% of non-voting carry shares.
5	Investment Pool – Investment pool of leveraged loans managed by New York Life Investment Management LLC, an indirect wholly owned affiliate of the Company.
6	Reliance Relationship – Entire proceeds of the entity are invested in a funding agreement of the Company.
7	Energy Contracts and Aircraft Loans Investments – with 100% of the investments coming from the Company and its wholly owned affiliate New York Life Insurance and Annuity Corporation.
8	Control of this entity is pursuant to an investment management contract with Private Advisors LLC, or affiliate, not through ownership of voting interests.
9	Investment Pool – Investment pool of mixed assets managed by New York Life Investment Management LLC, an indirect wholly owned affiliate of the Company.
10	One share held by Candriam Luxco S.à.r.l.

STATEMENT AS OF SEPTEMBER 30, 2017 OF THE NEW YORK LIFE INSURANCE AND ANNUITY CORPORATION

SUPPLEMENTAL EXHIBITS AND SCHEDULES INTERROGATORIES

The following supplemental reports are required to be filed as part of your statement filing. However, in the event that your company does not transact the type of business for which the special report must be filed, your response of NO to the specific interrogatory will be accepted in lieu of filing a "NONE" report and a bar code will be printed below. If the supplement is required of your company but is not being filed for whatever reason enter SEE EXPLANATION and provide an explanation following the interrogatory questions.


	Response
1. Will the Trusteed Surplus Statement be filed with the state of domicile and the NAIC with this statement?	NO
2. Will the Medicare Part D Coverage Supplement be filed with the state of domicile and the NAIC with this statement?	NO
3. Will the Reasonableness of Assumptions Certification required by Actuarial Guideline XXXV be filed with the state of domicile and electronically with the NAIC?	NO
4. Will the Reasonableness and Consistency of Assumptions Certification required by Actuarial Guideline XXXV be filed with the state of domicile and electronically with the NAIC?	NO
5. Will the Reasonableness of Assumptions Certification for Implied Guaranteed Rate Method required by Actuarial Guideline XXXVI be filed with the state of domicile and electronically with the NAIC?	NO
6. Will the Reasonableness and Consistency of Assumptions Certification required by Actuarial Guideline XXXVI (Updated Average Market Value) be filed with the state of domicile and electronically with the NAIC?	NO
7. Will the Reasonableness and Consistency of Assumptions Certification required by Actuarial Guideline XXXVI (Updated Market Value) be filed with the state of domicile and electronically with the NAIC?	NO

Explanation:

1.
2.
3.
4.
5.
6.
7.

Bar Code:

1. Trusteed Surplus Statement [Document Identifier 490]
2. Medicare Part D Coverage Supplement [Document Identifier 365]
3. Reasonableness of Assumptions Certification required by Actuarial Guideline XXXV [Document Identifier 445]
4. Reasonableness and Consistency of Assumptions Certification required by Actuarial Guideline XXXV [Document Identifier 446]
5. Reasonableness of Assumptions Certification for Implied Guaranteed Rate Method required by Actuarial Guideline XXXVI [Document Identifier 447]
6. Reasonableness and Consistency of Assumptions Certification required by Actuarial Guideline XXXVI [Document Identifier 448]
7. Reasonableness and Consistency of Assumptions Certification required by Actuarial Guideline XXXVI (Updated Market Value) [Document Identifier 449]



STATEMENT AS OF SEPTEMBER 30, 2017 OF THE NEW YORK LIFE INSURANCE AND ANNUITY CORPORATION

OVERFLOW PAGE FOR WRITE-INS

Additional Write-ins for Liabilities Line 25

	1 Current Statement Date	2 December 31 Prior Year
2504. Deferred gains liability	5,250,167	4,037,009
2505. General contingency reserve	2,357,576	77,820
2506. Other payable	381,075	2,952,506
2597. Summary of remaining write-ins for Line 25 from overflow page	7,988,818	7,067,335

SCHEDULE A - VERIFICATION

Real Estate

	1	2
	Year to Date	Prior Year Ended December 31
1. Book/adjusted carrying value, December 31 of prior year	57,549,697	56,958,661
2. Cost of acquired:		
2.1 Actual cost at time of acquisition	497,700	1,241,910
2.2 Additional investment made after acquisition		
3. Current year change in encumbrances		
4. Total gain (loss) on disposals	(25,507)	9,789
5. Deduct amounts received on disposals	604,403	658,539
6. Total foreign exchange change in book/adjusted carrying value		
7. Deduct current year's other than temporary impairment recognized		
8. Deduct current year's depreciation	1,593	2,124
9. Book/adjusted carrying value at the end of current period (Lines 1+2+3+4-5+6-7-8)	57,415,894	57,549,697
10. Deduct total nonadmitted amounts		
11. Statement value at end of current period (Line 9 minus Line 10)	57,415,894	57,549,697

SCHEDULE B - VERIFICATION

Mortgage Loans

	1	2
	Year to Date	Prior Year Ended December 31
1. Book value/recorded investment excluding accrued interest, December 31 of prior year	12,984,029,180	12,096,794,276
2. Cost of acquired:		
2.1 Actual cost at time of acquisition	1,499,395,295	1,922,803,244
2.2 Additional investment made after acquisition	60,625,543	101,091,875
3. Capitalized deferred interest and other	23,122,319	4,645,655
4. Accrual of discount	4,491,580	3,733,448
5. Unrealized valuation increase (decrease)		
6. Total gain (loss) on disposals	4,282	80,235
7. Deduct amounts received on disposals	941,295,514	1,143,533,463
8. Deduct amortization of premium and mortgage interest points and commitment fees	1,244,529	1,586,090
9. Total foreign exchange change in book value/recorded investment excluding accrued interest		
10. Deduct current year's other than temporary impairment recognized	158,295	
11. Book value/recorded investment excluding accrued interest at end of current period (Lines 1+2+3+4+5+6-7-8+9-10)	13,628,969,861	12,984,029,180
12. Total valuation allowance		
13. Subtotal (Line 11 plus Line 12)	13,628,969,861	12,984,029,180
14. Deduct total nonadmitted amounts		
15. Statement value at end of current period (Line 13 minus Line 14)	13,628,969,861	12,984,029,180

SCHEDULE BA - VERIFICATION

Other Long-Term Invested Assets

	1	2
	Year to Date	Prior Year Ended December 31
1. Book/adjusted carrying value, December 31 of prior year	1,186,685,462	1,223,239,526
2. Cost of acquired:		
2.1 Actual cost at time of acquisition	95,888,885	13,806,911
2.2 Additional investment made after acquisition	31,750,626	96,732,844
3. Capitalized deferred interest and other		
4. Accrual of discount		
5. Unrealized valuation increase (decrease)	71,038,431	45,187,970
6. Total gain (loss) on disposals	80,209	1,763,982
7. Deduct amounts received on disposals	59,541,305	120,804,238
8. Deduct amortization of premium and depreciation	19,635,312	34,497,762
9. Total foreign exchange change in book/adjusted carrying value	71,262	350,926
10. Deduct current year's other than temporary impairment recognized	9,503,216	39,094,698
11. Book/adjusted carrying value at end of current period (Lines 1+2+3+4+5+6-7-8+9-10)	1,296,835,042	1,186,685,462
12. Deduct total nonadmitted amounts	20,637,890	12,063,688
13. Statement value at end of current period (Line 11 minus Line 12)	1,276,197,153	1,174,621,774

SCHEDULE D - VERIFICATION

Bonds and Stocks

	1	2
	Year to Date	Prior Year Ended December 31
1. Book/adjusted carrying value of bonds and stocks, December 31 of prior year	78,404,156,248	72,332,733,622
2. Cost of bonds and stocks acquired	16,117,387,807	20,416,976,033
3. Accrual of discount	86,974,395	106,842,445
4. Unrealized valuation increase (decrease)	37,987,608	55,768,884
5. Total gain (loss) on disposals	114,641,096	39,091,651
6. Deduct consideration for bonds and stocks disposed of	11,503,296,917	14,157,437,534
7. Deduct amortization of premium	68,298,891	80,700,035
8. Total foreign exchange change in book/adjusted carrying value	214,201,688	(198,344,935)
9. Deduct current year's other than temporary impairment recognized	20,636,800	110,773,883
10. Book/adjusted carrying value at end of current period (Lines 1+2+3+4+5-6-7+8-9)	83,383,116,234	78,404,156,248
11. Deduct total nonadmitted amounts	354,302	1,476,386
12. Statement value at end of current period (Line 10 minus Line 11)	83,382,761,932	78,402,679,862

STATEMENT AS OF SEPTEMBER 30, 2017 OF THE NEW YORK LIFE INSURANCE AND ANNUITY CORPORATION

SCHEDULE D - PART 1B

Showing the Acquisitions, Dispositions and Non-Trading Activity
During the Current Quarter for all Bonds and Preferred Stock by NAIC Designation

NAIC Designation	1 Book/Adjusted Carrying Value Beginning of Current Quarter	2 Acquisitions During Current Quarter	3 Dispositions During Current Quarter	4 Non-Trading Activity During Current Quarter	5 Book/Adjusted Carrying Value End of First Quarter	6 Book/Adjusted Carrying Value End of Second Quarter	7 Book/Adjusted Carrying Value End of Third Quarter	8 Book/Adjusted Carrying Value December 31 Prior Year
BONDS								
1. NAIC 1 (a)	52,888,782,311	25,941,721,136	24,870,103,793	9,561,050	52,358,313,653	52,888,782,311	53,969,960,704	50,753,638,921
2. NAIC 2 (a)	24,512,951,707	2,034,560,300	1,650,124,345	40,588,990	24,603,371,574	24,512,951,707	24,937,976,652	24,026,571,009
3. NAIC 3 (a)	2,424,903,531	96,717,931	133,905,070	(76,313,888)	2,558,763,235	2,424,903,531	2,311,402,504	2,636,104,653
4. NAIC 4 (a)	1,713,675,024	93,945,602	105,580,199	56,519,990	1,744,844,446	1,713,675,024	1,758,560,417	1,742,651,119
5. NAIC 5 (a)	189,009,215	24,622,813	11,044,646	21,011,092	216,283,118	189,009,215	223,598,474	231,232,470
6. NAIC 6 (a)	45,500,983		22,049,367	21,478,853	24,842,553	45,500,983	44,930,469	27,867,861
7. Total Bonds	81,774,822,771	28,191,567,782	26,792,807,420	72,846,087	81,506,418,579	81,774,822,771	83,246,429,220	79,418,066,033
PREFERRED STOCK								
8. NAIC 1		95,263	95,263		80,544			
9. NAIC 2								
10. NAIC 3	1,685,103	268,302	721,585	32,614	1,177,849	1,685,103	1,264,434	
11. NAIC 4								
12. NAIC 5								
13. NAIC 6	11,695,122	51,058		1,175	11,008,022	11,695,122	11,747,355	11,008,022
14. Total Preferred Stock	13,380,225	414,623	816,848	33,789	12,266,415	13,380,225	13,011,789	11,008,022
15. Total Bonds and Preferred Stock	81,788,202,996	28,191,982,405	26,793,624,268	72,879,876	81,518,684,994	81,788,202,996	83,259,441,009	79,429,074,055

(a) Book/Adjusted Carrying Value column for the end of the current reporting period includes the following amount of short-term and cash equivalent bonds by NAIC designation:
NAIC 1 \$ 986,757,033 ; NAIC 2 \$ 150,781,152 ; NAIC 3 \$; NAIC 4 \$; NAIC 5 \$; NAIC 6 \$

SCHEDULE DA - PART 1

Short-Term Investments

	1	2	3	4	5
	Book/Adjusted Carrying Value	Par Value	Actual Cost	Interest Collected Year-to-Date	Paid for Accrued Interest Year-to-Date
9199999 Totals	208,553,946	xxx	208,550,973	165,538	23,354

SCHEDULE DA - VERIFICATION

Short-Term Investments

	1	2
	Year To Date	Prior Year Ended December 31
1. Book/adjusted carrying value, December 31 of prior year	179,931,526	169,963,772
2. Cost of short-term investments acquired	7,653,148,142	6,307,757,806
3. Accrual of discount	117,298	124,454
4. Unrealized valuation increase (decrease)		
5. Total gain (loss) on disposals	5,264	(3,107)
6. Deduct consideration received on disposals	7,623,956,232	6,297,870,112
7. Deduct amortization of premium	692,052	41,287
8. Total foreign exchange change in book/adjusted carrying value		
9. Deduct current year's other than temporary impairment recognized		
10. Book/adjusted carrying value at end of current period (Lines 1+2+3+4+5-6-7+8-9)	208,553,946	179,931,526
11. Deduct total nonadmitted amounts		
12. Statement value at end of current period (Line 10 minus Line 11)	208,553,946	179,931,526

SCHEDULE DB - PART A - VERIFICATION

Options, Caps, Floors, Collars, Swaps and Forwards

1.	Book/Adjusted Carrying Value, December 31, prior year (Line 9, prior year)	404,018,606
2.	Cost Paid/(Consideration Received) on additions	
3.	Unrealized Valuation increase/(decrease)	(176,678,158)
4.	Total gain (loss) on termination recognized	(2,563,105)
5.	Considerations received/(paid) on terminations	(2,563,105)
6.	Amortization	(11,580,436)
7.	Adjustment to the Book/Adjusted Carrying Value of hedged item	
8.	Total foreign exchange change in Book/Adjusted Carrying Value	
9.	Book/Adjusted Carrying Value at End of Current Period (Lines 1+2+3+4-5+6+7+8)	215,760,012
10.	Deduct nonadmitted assets	
11.	Statement value at end of current period (Line 9 minus Line 10)	215,760,012

SCHEDULE DB - PART B - VERIFICATION

Futures Contracts

1.	Book/Adjusted carrying value, December 31 of prior year (Line 6, prior year)	22,234
2.	Cumulative cash change (Section 1, Broker Name/Net Cash Deposits Footnote - Cumulative Cash Change column)	1,243
3.1	Add:	
	Change in variation margin on open contracts - Highly Effective Hedges	
3.11	Section 1, Column 15, current year to date minus	
3.12	Section 1, Column 15, prior year	
	Change in variation margin on open contracts - All Other	
3.13	Section 1, Column 18, current year to date minus	17,820
3.14	Section 1, Column 18, prior year	14,0773,7433,743
3.2	Add:	
	Change in adjustment to basis of hedged item	
3.21	Section 1, Column 17, current year to date minus	
3.22	Section 1, Column 17, prior year	
	Change in amount recognized	
3.23	Section 1, Column 19, current year to date minus	17,820
3.24	Section 1, Column 19, prior year	14,0773,7433,743
3.3	Subtotal (Line 3.1 minus Line 3.2)	
4.1	Cumulative variation margin on terminated contracts during the year	258,743
4.2	Less:	
4.21	Amount used to adjust basis of hedged item	258,743
4.22	Amount recognized	258,743
4.3	Subtotal (Line 4.1 minus Line 4.2)	
5.	Dispositions gains (losses) on contracts terminated in prior year:	
5.1	Total gain (loss) recognized for terminations in prior year	
5.2	Total gain (loss) adjusted into the hedged item(s) for terminations in prior year	
6.	Book/Adjusted carrying value at end of current period (Lines 1+2+3.3-4.3-5.1-5.2)	23,477
7.	Deduct total nonadmitted amounts	
8.	Statement value at end of current period (Line 6 minus Line 7)	23,477

Schedule DB - Part C - Section 1 - Replication (Synthetic Asset) Transactions (RSATs) Open

N O N E

Schedule DB-Part C-Section 2-Reconciliation of Replication (Synthetic Asset) Transactions Open

N O N E

SCHEDULE DB - VERIFICATION

Verification of Book/Adjusted Carrying Value, Fair Value and Potential Exposure of all Open Derivative Contracts

		Book/Adjusted Carrying Value Check
1.	Part A, Section 1, Column 14.....	215,760,012
2.	Part B, Section 1, Column 15 plus Part B, Section 1 Footnote - Total Ending Cash Balance.....	23,477
3.	Total (Line 1 plus Line 2)	215,783,489
4.	Part D, Section 1, Column 5	287,759,714
5.	Part D, Section 1, Column 6	(71,976,225)
6.	Total (Line 3 minus Line 4 minus Line 5)	
		Fair Value Check
7.	Part A, Section 1, Column 16	219,299,326
8.	Part B, Section 1, Column 13	23,477
9.	Total (Line 7 plus Line 8)	219,322,803
10.	Part D, Section 1, Column 8	291,299,028
11.	Part D, Section 1, Column 9	(71,976,225)
12.	Total (Line 9 minus Line 10 minus Line 11)	
		Potential Exposure Check
13.	Part A, Section 1, Column 21	86,423,502
14.	Part B, Section 1, Column 20	118,750
15.	Part D, Section 1, Column 11	86,542,252
16.	Total (Line 13 plus Line 14 minus Line 15)	

SCHEDULE E - VERIFICATION

(Cash Equivalents)

	1	2
	Year To Date	Prior Year Ended December 31
1. Book/adjusted carrying value, December 31 of prior year	1,933,137,800	2,262,179,830
2. Cost of cash equivalents acquired	68,364,976,978	110,140,921,479
3. Accrual of discount	7,569,738	8,640,931
4. Unrealized valuation increase (decrease)		
5. Total gain (loss) on disposals	(5,673)	5,588
6. Deduct consideration received on disposals	69,367,161,078	110,478,610,028
7. Deduct amortization of premium		
8. Total foreign exchange change in book/adjusted carrying value		
9. Deduct current year's other than temporary impairment recognized		
10. Book/adjusted carrying value at end of current period (Lines 1+2+3+4+5-6-7+8-9)	938,517,765	1,933,137,800
11. Deduct total nonadmitted amounts		
12. Statement value at end of current period (Line 10 minus Line 11)	938,517,765	1,933,137,800