



QUARTERLY STATEMENT

AS OF SEPTEMBER 30, 2019

OF THE CONDITION AND AFFAIRS OF THE

New York Life Insurance Company

NAIC Group Code 0826 , 0826 NAIC Company Code 66915 Employer's ID No.13-5582869
(Current Period) (Prior Period)

Organized under the Laws of New York, State of Domicile or Port of Entry NY ,
Country of Domicile United States of America

INCORPORATED/ORGANIZED MAY 21, 1841

COMMENCED BUSINESS APRIL 12, 1845*

Statutory Home Office
Main Administrative Office
.....
Mail Address.....
Primary Location of Books and Records.....
.....
Internet Website address
Statutory Statement Contact Person and Phone Number ..
Statutory Statement Contact E-Mail Address
Statutory Statement Contact Fax Number

51 Madison Avenue, New York, NY, U.S. 10010.....
51 Madison Avenue, New York, NY, U.S. 10010.....
212-576-7000
51 Madison Avenue, New York, NY, U.S. 10010.....
51 Madison Avenue, New York, NY, U.S. 10010.....
212-576-7000
www.newyorklife.com.....
Robert Michael Gardner..... 201-942-8333.....
statement_contact@newyorklife.com
201-942-2158

EXECUTIVE OFFICERS


THEODORE ALEXANDER MATHAS # <i>Chairman of the Board, President and Chief Executive Officer</i>	SHEILA KEARNEY DAVIDSON <i>Executive Vice President, Chief Legal Officer and General Counsel</i>	CRAIG LAWRENCE DESANTO # <i>Executive Vice President and Co-Chief Operating Officer</i>	MATTHEW MARTIN GROVE # <i>Executive Vice President and Co-Chief Operating Officer</i>
MARK JEROME MADGETT # <i>Executive Vice President and Head of Agency</i>	ANTHONY RAMSEY MALLOY <i>Executive Vice President and Chief Investment Officer</i>	PATRICIA BARBARI <i>Senior Vice President and General Auditor</i>	ELIZABETH KATHERINE BRILL # <i>Senior Vice President and Chief Actuary</i>
DAVID JOHN CASTELLANI # <i>Senior Vice President</i>	ROBERT MICHAEL GARDNER <i>Senior Vice President and Controller</i>	THOMAS ALEXANDER HENDRY <i>Senior Vice President and Treasurer</i>	YIE-HSIN HUNG <i>Senior Vice President</i>
AMY MILLER <i>Senior Vice President, Deputy General Counsel and Secretary</i>	CARLA THERESA RUTIGLIANO # <i>Senior Vice President and Head of Human Resources and Corporate Affairs</i>	JOEL MARTIN STEINBERG # <i>Senior Vice President, Chief Risk Officer and Interim Chief Financial Officer</i>	


DIRECTORS

BETTY CARRAWAY ALEWINE	RALPH DE LA VEGA	CHRISTINA ALBEHDINA GOLD	THOMAS CLAYTON SCHIEVELBEIN
MICHELE GROSS BUCK	MARK LAWRENCE FEIDLER	DONNA HAAG KINNAIRD	EDWARD DANIEL SHIRLEY
ROBERT BARBER CARTER	ROBERT FRANCIS FRIEL #	THEODORE ALEXANDER MATHAS	GERALD BERNARD SMITH

State of New York } SS
County of New York

The officers of this reporting entity, being duly sworn, each depose and say that they are the described officers of said reporting entity, and that on the reporting period stated above, all of the herein described assets were the absolute property of the said reporting entity, free and clear from any liens or claims thereon, except as herein stated, and that this statement, together with related exhibits, schedules and explanations therein contained, annexed or referred to, is a full and true statement of all the assets and liabilities and of the condition and affairs of the said reporting entity as of the reporting period stated above, and of its income and deductions therefrom for the period ended, and have been completed in accordance with the NAIC *Annual Statement Instructions and Accounting Practices and Procedures* manual except to the extent that: (1) state law may differ; or, (2) state rules or regulations require differences in reporting not related to accounting practices and procedures, according to the best of their information, knowledge and belief, respectively. Furthermore, the scope of this attestation by the described officers also includes the related corresponding electronic filing with the NAIC, when required, that is an exact copy (except for formatting differences due to electronic filing) of the enclosed statement. The electronic filing may be requested by various regulators in lieu of or in addition to the enclosed statement.


JOEL MARTIN STEINBERG
Senior Vice President
and Chief Risk Officer


THOMAS ALEXANDER HENDRY
Senior Vice President
and Treasurer


ROBERT MICHAEL GARDNER
Senior Vice President
and Controller

STEPHEN COSTANZA
NOTARY PUBLIC-STATE OF NEW YORK
No. 01CO6327901

Qualified in Westchester County
My Commission Expires 07-20-2023

Subscribed and sworn to before me this

11 day of November 2019



a. is this an original filing? Yes [X] No []
b. If no: 1. State the amendment number ...
2. Date filed ...
3. Number of pages attached ...

*The Company became licensed to sell life insurance in the state of New York on April 17, 1845.

Officers and Directors who did not occupy the indicated position in the previous annual statement.

STATEMENT AS OF SEPTEMBER 30, 2019 OF THE NEW YORK LIFE INSURANCE COMPANY

ASSETS

	Current Statement Date			4 December 31 Prior Year Net Admitted Assets
	1 Assets	2 Nonadmitted Assets	3 Net Admitted Assets (Cols. 1 - 2)	
1. Bonds	111,195,655,830		111,195,655,830	106,076,790,232
2. Stocks:				
2.1 Preferred stocks	65,049,954		65,049,954	65,090,535
2.2 Common stocks	11,047,385,783		11,047,385,783	10,252,633,292
3. Mortgage loans on real estate:				
3.1 First liens	16,643,145,611		16,643,145,611	16,456,480,729
3.2 Other than first liens	824,778,886		824,778,886	1,097,123,538
4. Real estate:				
4.1 Properties occupied by the company (less \$ encumbrances)	281,496,905		281,496,905	265,375,273
4.2 Properties held for the production of income (less \$ (545,728,923) encumbrances)	1,543,342,005		1,543,342,005	1,220,481,846
4.3 Properties held for sale (less \$ encumbrances)				163,200
5. Cash (\$ (77,621,246)), cash equivalents (\$ 2,786,475,576) and short-term investments (\$ 116,160,281)	2,825,014,612		2,825,014,612	2,835,014,826
6. Contract loans (including \$ premium notes)	11,444,279,022	1,830,730	11,442,448,292	11,208,496,515
7. Derivatives	983,455,507		983,455,507	648,426,440
8. Other invested assets	10,569,144,330	505,499,712	10,063,644,618	9,580,689,996
9. Receivables for securities	43,957,072		43,957,072	3,191,281
10. Securities lending reinvested collateral assets				
11. Aggregate write-ins for invested assets	110,731,181		110,731,181	86,646,519
12. Subtotals, cash and invested assets (Lines 1 to 11)	167,577,436,698	507,330,442	167,070,106,256	159,796,604,222
13. Title plants less \$ charged off (for Title insurers only)				
14. Investment income due and accrued	1,321,273,373		1,321,273,373	1,493,738,685
15. Premiums and considerations:				
15.1 Uncollected premiums and agents' balances in the course of collection	542,804,803	4,456,410	538,348,393	222,116,128
15.2 Deferred premiums, agents' balances and installments booked but deferred and not yet due (including \$ earned but unbilled premiums)	1,735,576,226		1,735,576,226	1,715,454,825
15.3 Accrued retrospective premiums (\$) and contracts subject to redetermination (\$)				
16. Reinsurance:				
16.1 Amounts recoverable from reinsurers	25,793,475		25,793,475	50,681,889
16.2 Funds held by or deposited with reinsured companies				
16.3 Other amounts receivable under reinsurance contracts	24,252,279		24,252,279	20,937,397
17. Amounts receivable relating to uninsured plans				
18.1 Current federal and foreign income tax recoverable and interest thereon	37,590,635		37,590,635	
18.2 Net deferred tax asset	1,484,832,364		1,484,832,364	1,490,774,176
19. Guaranty funds receivable or on deposit	5,650,093		5,650,093	5,640,695
20. Electronic data processing equipment and software	518,515,562	486,753,285	31,762,277	34,947,805
21. Furniture and equipment, including health care delivery assets (\$)	189,905,103	189,905,103		
22. Net adjustment in assets and liabilities due to foreign exchange rates				
23. Receivables from parent, subsidiaries and affiliates	177,057,863		177,057,863	70,680,131
24. Health care (\$) and other amounts receivable	35,339,180	35,339,180		
25. Aggregate write-ins for other than invested assets	5,643,533,357	846,436,953	4,797,096,404	4,681,214,857
26. Total assets excluding Separate Accounts, Segregated Accounts and Protected Cell Accounts (Lines 12 to 25)	179,319,561,011	2,070,221,373	177,249,339,638	169,582,790,810
27. From Separate Accounts, Segregated Accounts and Protected Cell Accounts	10,946,585,134		10,946,585,134	10,453,433,567
28. Total (Lines 26 and 27)	190,266,146,145	2,070,221,373	188,195,924,772	180,036,224,377
DETAILS OF WRITE-INS				
1101. Derivatives-collateral assets	110,731,181		110,731,181	86,646,519
1102.				
1103.				
1198. Summary of remaining write-ins for Line 11 from overflow page				
1199. Totals (Lines 1101 through 1103 plus 1198)(Line 11 above)	110,731,181		110,731,181	86,646,519
2501. Amounts receivable on corporate owned life insurance	4,502,475,110		4,502,475,110	4,390,318,240
2502. Interest in annuity contracts	147,283,921		147,283,921	145,260,205
2503. Unearned reinsurance premium recoverable	77,138,881		77,138,881	76,750,068
2598. Summary of remaining write-ins for Line 25 from overflow page	916,635,445	846,436,953	70,198,492	68,886,344
2599. Totals (Lines 2501 through 2503 plus 2598)(Line 25 above)	5,643,533,357	846,436,953	4,797,096,404	4,681,214,857

STATEMENT AS OF SEPTEMBER 30, 2019 OF THE NEW YORK LIFE INSURANCE COMPANY

LIABILITIES, SURPLUS AND OTHER FUNDS

	1 Current Statement Date	2 December 31 Prior Year
1. Aggregate reserve for life contracts \$108,649,861,760 less \$ included in Line 6.3 (including \$456,836,628 Modco Reserve)	108,649,861,760	105,378,661,292
2. Aggregate reserve for accident and health contracts (including \$479,604,737 Modco Reserve)	4,332,710,117	4,137,322,339
3. Liability for deposit-type contracts (including \$ Modco Reserve)	23,194,980,556	21,908,898,645
4. Contract claims:		
4.1 Life	929,994,877	718,673,049
4.2 Accident and health	28,818,906	28,494,049
5. Policyholders' dividends/refunds to members \$43,889,123 and coupons \$ due and unpaid	43,889,123	21,786,543
6. Provision for policyholders' dividends, refunds to members and coupons payable in following calendar year - estimated amounts:		
6.1 Policyholders' dividends and refunds to members apportioned for payment (including \$142,750 Modco)	1,947,129,062	1,889,118,718
6.2 Policyholders' dividends and refunds to members not yet apportioned (including \$ Modco)		
6.3 Coupons and similar benefits (including \$ Modco)		
7. Amount provisionally held for deferred dividend policies not included in Line 6		
8. Premiums and annuity considerations for life and accident and health contracts received in advance less \$70,405 discount; including \$2,807,079 accident and health premiums	102,529,882	97,743,779
9. Contract liabilities not included elsewhere:		
9.1 Surrender values on canceled contracts		
9.2 Provision for experience rating refunds, including the liability of \$ accident and health experience rating refunds of which \$ is for medical loss ratio rebate per the Public Health Service Act		
9.3 Other amounts payable on reinsurance, including \$36,290,000 assumed and \$4,829,937 ceded	41,119,937	41,666,292
9.4 Interest Maintenance Reserve	530,197,040	534,590,044
10. Commissions to agents due or accrued-life and annuity contracts \$16,091,508 , accident and health \$3,093,861 and deposit-type contract funds \$	19,185,369	19,015,840
11. Commissions and expense allowances payable on reinsurance assumed	3,784,000	3,784,000
12. General expenses due or accrued	1,981,825,990	2,065,155,417
13. Transfers to Separate Accounts due or accrued (net) (including \$ accrued for expense allowances recognized in reserves, net of reinsured allowances)	(3,798,297)	2,162,776
14. Taxes, licenses and fees due or accrued, excluding federal income taxes	28,395,975	29,209,446
15.1 Current federal and foreign income taxes, including \$ on realized capital gains (losses)		40,671,969
15.2 Net deferred tax liability		
16. Unearned investment income	368,090	580,299
17. Amounts withheld or retained by reporting entity as agent or trustee	1,187,208,667	1,116,692,470
18. Amounts held for agents' account, including \$24,693,780 agents' credit balances	24,693,780	32,199,660
19. Remittances and items not allocated	280,054,469	254,116,621
20. Net adjustment in assets and liabilities due to foreign exchange rates	34,035,462	34,030,962
21. Liability for benefits for employees and agents if not included above	326,559,384	338,139,997
22. Borrowed money \$278,652,277 and interest thereon \$69,099,306	347,751,582	500,534,271
23. Dividends to stockholders declared and unpaid		
24. Miscellaneous liabilities:		
24.01 Asset valuation reserve	2,875,286,706	2,593,993,510
24.02 Reinsurance in unauthorized and certified (\$) companies	4,894,519	3,710,856
24.03 Funds held under reinsurance treaties with unauthorized and certified (\$) reinsurers	3,079,488,586	
24.04 Payable to parent, subsidiaries and affiliates	45,567,616	32,568,668
24.05 Drafts outstanding		
24.06 Liability for amounts held under uninsured plans		
24.07 Funds held under coinsurance	846,282,977	4,047,937,587
24.08 Derivatives	532,720,669	342,123,114
24.09 Payable for securities	547,350,398	104,299,843
24.10 Payable for securities lending	651,675,666	652,922,650
24.11 Capital notes \$ and interest thereon \$		
25. Aggregate write-ins for liabilities	1,783,435,997	1,605,515,738
26. Total liabilities excluding Separate Accounts business (Lines 1 to 25)	154,397,998,865	148,576,320,444
27. From Separate Accounts Statement	10,946,585,134	10,453,433,567
28. Total liabilities (Lines 26 and 27)	165,344,583,999	159,029,754,011
29. Common capital stock		
30. Preferred capital stock		
31. Aggregate write-ins for other than special surplus funds		
32. Surplus notes	2,986,904,107	1,993,633,128
33. Gross paid in and contributed surplus		
34. Aggregate write-ins for special surplus funds		
35. Unassigned funds (surplus)	19,864,436,666	19,012,837,238
36. Less treasury stock, at cost:		
36.1 shares common (value included in Line 29 \$)		
36.2 shares preferred (value included in Line 30 \$)		
37. Surplus (Total Lines 31+32+33+34+35-36) (including \$ in Separate Accounts Statement)	22,851,340,773	21,006,470,366
38. Totals of Lines 29, 30 and 37	22,851,340,773	21,006,470,366
39. Totals of Lines 28 and 38 (Page 2, Line 28, Col. 3)	188,195,924,772	180,036,224,377
DETAILS OF WRITE-INS		
2501. Special reserves on certain group policies	506,148,645	447,425,937
2502. Derivatives-collateral liability	459,172,531	321,060,668
2503. Unfunded pension obligations for employees and agents	350,460,774	367,376,067
2598. Summary of remaining write-ins for Line 25 from overflow page	467,654,047	469,653,066
2599. Totals (Lines 2501 through 2503 plus 2598)(Line 25 above)	1,783,435,997	1,605,515,738
3101.		
3102.		
3103.		
3198. Summary of remaining write-ins for Line 31 from overflow page		
3199. Totals (Lines 3101 through 3103 plus 3198)(Line 31 above)		
3401.		
3402.		
3403.		
3498. Summary of remaining write-ins for Line 34 from overflow page		
3499. Totals (Lines 3401 through 3403 plus 3498)(Line 34 above)		

STATEMENT AS OF SEPTEMBER 30, 2019 OF THE NEW YORK LIFE INSURANCE COMPANY

SUMMARY OF OPERATIONS

	1	2	3
	Current Year To Date	Prior Year To Date	Prior Year Ended December 31
1. Premiums and annuity considerations for life and accident and health contracts	11,696,868,471	12,371,145,926	17,084,340,532
2. Considerations for supplementary contracts with life contingencies	584,051	709,132	817,722
3. Net investment income	4,900,599,492	5,312,895,469	7,234,101,063
4. Amortization of Interest Maintenance Reserve (IMR)	65,341,011	73,030,550	103,636,530
5. Separate Accounts net gain from operations excluding unrealized gains or losses			
6. Commissions and expense allowances on reinsurance ceded	25,508,895	27,229,357	36,025,357
7. Reserve adjustments on reinsurance ceded	(62,319,491)	(61,386,683)	(91,433,574)
8. Miscellaneous Income:			
8.1 Income from fees associated with investment management, administration and contract guarantees from Separate Accounts	24,569,375	6,629,990	35,374,913
8.2 Charges and fees for deposit-type contracts	30,277,595	49,169,850	37,780,323
8.3 Aggregate write-ins for miscellaneous income	98,950,765	(3,770,318,634)	(3,810,779,938)
9. Totals (Lines 1 to 8.3)	16,780,380,164	14,009,104,957	20,629,862,928
10. Death benefits	3,073,202,076	2,917,232,436	3,939,870,210
11. Matured endowments (excluding guaranteed annual pure endowments)	21,575,509	14,840,586	17,948,714
12. Annuity benefits	958,505,914	954,725,718	1,279,577,153
13. Disability benefits and benefits under accident and health contracts	200,679,978	191,673,050	256,554,689
14. Coupons, guaranteed annual pure endowments and similar benefits			
15. Surrender benefits and withdrawals for life contracts	4,297,726,464	5,430,785,825	7,885,886,698
16. Group conversions	15,068,755	15,693,176	18,744,041
17. Interest and adjustments on contract or deposit-type contract funds	438,113,083	336,137,859	476,034,332
18. Payments on supplementary contracts with life contingencies	4,867,412	3,517,507	6,401,690
19. Increase in aggregate reserves for life and accident and health contracts	3,466,588,886	845,970,080	2,079,033,291
20. Totals (Lines 10 to 19)	12,476,328,077	10,710,576,237	15,960,050,818
21. Commissions on premiums, annuity considerations, and deposit-type contract funds (direct business only)	390,473,082	370,845,849	507,865,282
22. Commissions and expense allowances on reinsurance assumed	34,687,392	28,038,227	39,829,966
23. General insurance expenses and fraternal expenses	1,807,734,487	1,864,078,929	2,496,849,460
24. Insurance taxes, licenses and fees, excluding federal income taxes	203,400,216	189,802,273	246,836,997
25. Increase in loading on deferred and uncollected premiums	3,871,083	2,703,385	(4,320,654)
26. Net transfers to or (from) Separate Accounts net of reinsurance	136,877,204	(1,482,612,328)	(1,706,085,016)
27. Aggregate write-ins for deductions	234,877,742	254,156,347	271,272,123
28. Totals (Lines 20 to 27)	15,288,249,283	11,937,588,919	17,812,298,976
29. Net gain from operations before dividends to policyholders and federal income taxes (Line 9 minus Line 28)	1,492,130,881	2,071,516,038	2,817,563,952
30. Dividends to policyholders and refunds to members	1,500,744,271	1,487,252,292	1,974,316,854
31. Net gain from operations after dividends to policyholders, refunds to members and before federal income taxes (Line 29 minus Line 30)	(8,613,390)	584,263,746	843,247,098
32. Federal and foreign income taxes incurred (excluding tax on capital gains)	(58,826,009)	(403,253,633)	(441,825,325)
33. Net gain from operations after dividends to policyholders, refunds to members and federal income taxes and before realized capital gains or (losses) (Line 31 minus Line 32)	50,212,619	987,517,379	1,285,072,423
34. Net realized capital gains (losses) (excluding gains (losses) transferred to the IMR) less capital gains tax of \$(9,759,550) (excluding taxes of \$17,735,787			
transferred to the IMR)	(141,625,691)	954,914	(74,713,710)
35. Net income (Line 33 plus Line 34)	(91,413,072)	988,472,293	1,210,358,713
CAPITAL AND SURPLUS ACCOUNT			
36. Capital and surplus, December 31, prior year	21,006,470,366	20,356,950,396	20,356,950,396
37. Net income (Line 35)	(91,413,072)	988,472,293	1,210,358,713
38. Change in net unrealized capital gains (losses) less capital gains tax of \$79,411,231	1,702,884,511	(235,386,280)	(500,467,242)
39. Change in net unrealized foreign exchange capital gain (loss)	(110,291,950)	(24,491,660)	(49,884,679)
40. Change in net deferred income tax	73,469,420	(101,517,230)	(92,922,231)
41. Change in nonadmitted assets	(551,378,245)	(24,315,584)	(208,995,148)
42. Change in liability for reinsurance in unauthorized and certified companies	(1,183,663)	(1,586,656)	(2,566,793)
43. Change in reserve on account of change in valuation basis, (increase) or decrease		(6,000,000)	(235,624,931)
44. Change in asset valuation reserve	(281,293,196)	(153,027,726)	57,616,016
45. Change in treasury stock			
46. Surplus (contributed to) withdrawn from Separate Accounts during period			
47. Other changes in surplus in Separate Accounts Statement			
48. Change in surplus notes	993,270,979	402,333	402,333
49. Cumulative effect of changes in accounting principles			
50. Capital changes:			
50.1 Paid in			
50.2 Transferred from surplus (Stock Dividend)			
50.3 Transferred to surplus			
51. Surplus adjustment:			
51.1 Paid in			
51.2 Transferred to capital (Stock Dividend)			
51.3 Transferred from capital			
51.4 Change in surplus as a result of reinsurance			
52. Dividends to stockholders			
53. Aggregate write-ins for gains and losses in surplus	110,805,623	141,694,743	471,603,932
54. Net change in capital and surplus for the year (Lines 37 through 53)	1,844,870,407	584,244,233	649,519,970
55. Capital and surplus, as of statement date (Lines 36 + 54)	22,851,340,773	20,941,194,629	21,006,470,366
DETAILS OF WRITE-INS			
08.301. Sundries	98,950,765	115,583,833	75,122,530
08.302. Adjustment in funds withheld		(3,885,902,467)	(3,885,902,468)
08.303.			
08.398. Summary of remaining write-ins for Line 8.3 from overflow page			
08.399. Totals (Lines 08.301 through 08.303 plus 08.398) (Line 8.3 above)	98,950,765	(3,770,318,634)	(3,810,779,938)
2701. Adjustment in funds withheld	114,972,576	112,876,862	149,179,520
2702. Interest on benefit plans for employees and agents	66,522,009	35,808,657	10,259,103
2703. Change in special reserves on certain group policies	58,722,708	97,962,390	101,898,550
2798. Summary of remaining write-ins for Line 27 from overflow page	(5,339,551)	7,508,438	9,934,950
2799. Totals (Lines 2701 through 2703 plus 2798)(Line 27 above)	234,877,742	254,156,347	271,272,123
5301. Change in overfunded pension plan asset	84,888,060	(9,957,045)	225,655,857
5302. Change in liability for pension benefits	16,915,294	140,634,959	206,795,143
5303. Change in liability for postretirement benefits	11,156,748	12,380,198	41,243,651
5398. Summary of remaining write-ins for Line 53 from overflow page	(2,154,479)	(1,363,369)	(2,090,719)
5399. Totals (Lines 5301 through 5303 plus 5398)(Line 53 above)	110,805,623	141,694,743	471,603,932

STATEMENT AS OF SEPTEMBER 30, 2019 OF THE NEW YORK LIFE INSURANCE COMPANY

CASH FLOW

	1 Current Year To Date	2 Prior Year To Date	3 Prior Year Ended December 31
Cash from Operations			
1. Premiums collected net of reinsurance	11,360,898,962	11,931,822,748	17,086,835,311
2. Net investment income	4,800,685,350	4,776,598,419	6,300,993,097
3. Miscellaneous income	232,766,171	241,905,949	248,841,013
4. Total (Lines 1 to 3)	16,394,350,483	16,950,327,116	23,636,669,421
5. Benefit and loss related payments	8,472,496,570	9,520,537,870	13,672,729,169
6. Net transfers to Separate Accounts, Segregated Accounts and Protected Cell Accounts	142,695,558	(1,459,929,117)	(1,702,385,477)
7. Commissions, expenses paid and aggregate write-ins for deductions	2,414,240,712	2,210,017,431	2,747,644,933
8. Dividends paid to policyholders	1,420,619,740	1,403,433,284	1,963,744,030
9. Federal and foreign income taxes paid (recovered) net of \$(6,904,579) tax on capital gains (losses)	27,412,832	(563,670,469)	(862,800,466)
10. Total (Lines 5 through 9)	12,477,465,412	11,110,388,999	15,818,932,189
11. Net cash from operations (Line 4 minus Line 10)	3,916,885,072	5,839,938,117	7,817,737,232
Cash from Investments			
12. Proceeds from investments sold, matured or repaid:			
12.1 Bonds	10,384,703,292	9,724,183,279	14,093,937,742
12.2 Stocks	732,196,365	788,905,604	1,150,532,049
12.3 Mortgage loans	2,327,856,720	1,149,497,347	1,986,556,844
12.4 Real estate	10,018,714	181,716,102	181,716,102
12.5 Other invested assets	905,734,767	1,261,630,708	1,549,290,000
12.6 Net gains or (losses) on cash, cash equivalents and short-term investments	2,147,807	(505,326)	297,142
12.7 Miscellaneous proceeds	518,666,402	4,574,630	10,374,118
12.8 Total investment proceeds (Lines 12.1 to 12.7)	14,881,324,067	13,110,002,344	18,972,703,997
13. Cost of investments acquired (long-term only):			
13.1 Bonds	15,292,275,213	16,820,839,556	21,839,619,964
13.2 Stocks	714,859,341	821,704,175	1,253,547,697
13.3 Mortgage loans	2,268,236,085	2,623,381,481	3,880,701,427
13.4 Real estate	386,497,111	2,529,912	24,892,865
13.5 Other invested assets	1,236,529,530	1,379,753,220	1,959,974,677
13.6 Miscellaneous applications		114,952,220	209,643,186
13.7 Total investments acquired (Lines 13.1 to 13.6)	19,898,397,280	21,763,160,564	29,168,379,816
14. Net increase (or decrease) in contract loans and premium notes	234,228,295	226,226,420	332,014,846
15. Net cash from investments (Line 12.8 minus Line 13.7 and Line 14)	(5,251,301,508)	(8,879,384,640)	(10,527,690,665)
Cash from Financing and Miscellaneous Sources			
16. Cash provided (applied):			
16.1 Surplus notes, capital notes	992,780,000		
16.2 Capital and paid in surplus, less treasury stock			
16.3 Borrowed funds	(221,881,994)	3,958,187	4,057,423
16.4 Net deposits on deposit-type contracts and other insurance liabilities	1,016,819,035	2,700,747,712	3,729,110,300
16.5 Dividends to stockholders			
16.6 Other cash provided (applied)	(463,300,819)	(532,640,489)	(608,635,525)
17. Net cash from financing and miscellaneous sources (Line 16.1 through Line 16.4 minus Line 16.5 plus Line 16.6)	1,324,416,222	2,172,065,410	3,124,532,198
RECONCILIATION OF CASH, CASH EQUIVALENTS AND SHORT-TERM INVESTMENTS			
18. Net change in cash, cash equivalents and short-term investments (Line 11, plus Lines 15 and 17)	(10,000,214)	(867,381,113)	414,578,765
19. Cash, cash equivalents and short-term investments:			
19.1 Beginning of year	2,835,014,826	2,420,436,061	2,420,436,061
19.2 End of period (Line 18 plus Line 19.1)	2,825,014,612	1,553,054,948	2,835,014,826

Note: Supplemental disclosures of cash flow information for non-cash transactions:

20.0001. Transfer/exchange of bond investment to bond investment	803,233,056	549,679,860	733,440,659
20.0002. Depreciation/amortization on fixed assets	161,582,324	100,532,267	202,640,520
20.0003. Capitalized interest on bonds/payment in kind/distribution of shares	81,930,692	86,236,078	115,179,362
20.0004. Merger/spinoff/exchange/conversion/transfer of equity investment to equity investment	18,934,106	20,953,382	26,778,594
20.0005. Other invested assets stock distribution	11,970,478	3,571,164	3,571,164
20.0006. Exchange/conversion of bond investment to equity investment	5,058,681	5,781,879	16,619,167
20.0007. Capitalized deferred interest on mortgage loans	3,923,528	801,142	1,494,914
20.0008. Low income housing tax credit future commitments	1,971,503	6,611,308	9,412,579
20.0009. Dividend reinvestment of equities/payment in kind	176,694	234,723	602,300
20.0010. Transfer of affiliated other invested asset to other liability		132,764,932	

STATEMENT AS OF SEPTEMBER 30, 2019 OF THE NEW YORK LIFE INSURANCE COMPANY

Note: Supplemental disclosures of cash flow information for non-cash transactions:

20.0011. Transfer of other invested assets to real estate107,457,775158,124,184
20.0012. Transfer of equity to charitable organizations100,001,341100,001,341
20.0013. Transfer between other invested assets10,000,000142,224,663
20.0014. Transfer of bonds to other invested assets86,590,903
20.0015. Capital contribution to affiliated other invested assets37,608,758
20.0016. Transfer of bond to short term investment3,466,929
20.0017. Transfer of equity investment to other invested asset321,758

EXHIBIT 1

DIRECT PREMIUMS AND DEPOSIT-TYPE CONTRACTS			
	1 Current Year To Date	2 Prior Year To Date	3 Prior Year Ended December 31
1. Industrial life			
2. Ordinary life insurance	6,002,427,073	5,772,918,243	7,888,479,473
3. Ordinary individual annuities	300,794,566	182,487,424	253,621,736
4. Credit life (group and individual)			
5. Group life insurance	1,513,764,497	1,512,268,229	1,964,914,856
6. Group annuities	3,231,977,093	4,101,071,083	5,913,526,588
7. A & H - group	163,151,200	129,561,786	193,921,758
8. A & H - credit (group and individual)			
9. A & H - other	242,016,460	244,931,415	330,732,783
10. Aggregate of all other lines of business			
11. Subtotal (Lines 1 through 10)	11,454,130,889	11,943,238,180	16,545,197,194
12. Fraternal (Fraternal Benefit Societies Only)			
13. Subtotal (Lines 11 through 12)	11,454,130,889	11,943,238,180	16,545,197,194
14. Deposit-type contracts	5,405,292,492	5,801,947,622	8,708,215,860
15. Total (Lines 13 and 14)	16,859,423,381	17,745,185,802	25,253,413,054
DETAILS OF WRITE-INS			
1001.			
1002.			
1003.			
1098. Summary of remaining write-ins for Line 10 from overflow page			
1099. Totals (Lines 1001 through 1003 plus 1098)(Line 10 above)			

NOTES TO FINANCIAL STATEMENTS

1. Summary of Significant Accounting Policies and Going Concern

A. The accompanying financial statements of New York Life Insurance Company (“the Company”) have been prepared using accounting practices prescribed or permitted by the New York State Department of Financial Services (“NYSDFS”).

The NYSDFS recognizes only statutory accounting practices prescribed or permitted by the State of New York for determining and reporting the financial position and results of operations of an insurance company and for determining its solvency under the New York State Insurance Law. The National Association of Insurance Commissioners’ (“NAIC”) *Accounting Practices and Procedures Manual* (“NAIC SAP”) has been adopted as a component of prescribed or permitted practices by the State of New York. Prescribed statutory accounting practices include state laws and regulations. Permitted statutory accounting practices encompass accounting practices that are not prescribed; such practices differ from state to state, may differ from company to company within a state, and may change in the future. The Company has no permitted practices.

A reconciliation of the Company’s net income and capital and surplus at September 30, 2019 and December 31, 2018 between practices prescribed or permitted by the State of New York and NAIC SAP is shown below:

	SSAP #	F/S Page	F/S Line #	2019	2018
<u>Net Income</u>					
(1) Net income, New York State basis (Page 4, Line 35, Columns 1 & 2)	XXX	XXX	XXX	\$ (91,413,072)	\$ 1,210,358,713
(2) State prescribed practices that increase/(decrease) NAIC SAP:					
NYSDFS Circular Letter No. 11 (2010) impact on deferred premiums*	61	2, 4, 5	15.2, 1, 1	3,193,374	(992,336)
NYSDFS Seventh Amendment to Regulation No. 172 impact on admitted unearned reinsurance premium**	61	2, 4, 5	15.2, 1, 1	307,162	2,077,056
(3) State permitted practices that increase/(decrease) NAIC SAP:					
(4) Net income, NAIC SAP (1-2-3=4)	XXX	XXX	XXX	<u>\$ (94,913,608)</u>	<u>\$ 1,209,273,993</u>
<u>Capital and Surplus</u>					
(5) Statutory capital and surplus, New York State basis (Page 3, Line 38, Columns 1 & 2)	XXX	XXX	XXX	\$ 22,851,340,773	\$ 21,006,470,366
(6) State prescribed practices that increase/(decrease) NAIC SAP:					
NYSDFS Circular Letter No. 11 (2010) impact on deferred premiums*	61	2, 4, 5	15.2, 1, 1	(120,105,659)	(123,299,034)
NYSDFS Seventh Amendment to Regulation No. 172 impact on admitted unearned reinsurance premium**	61	2, 4, 5	15.2, 1, 1	50,194,706	49,887,544
(7) State permitted practices that increase/(decrease) NAIC SAP:					
(8) Capital and surplus, NAIC SAP (5-6-7=8)	XXX	XXX	XXX	<u>\$ 22,921,251,726</u>	<u>\$ 21,079,881,856</u>

* NYSDFS Circular Letter No. 11 (2010) clarified the accounting for deferred premium assets when reinsurance is involved.

** NYSDFS Regulation 172 was amended to allow for the admission of an unearned reinsurance premium asset.

B. No change.

C. (1) No change.

(2) Bonds not backed by loans are stated at amortized cost using the interest method. Bonds in or near default (rated NAIC 6) are stated at the lower of amortized cost or fair value. The cost basis of bonds is adjusted for impairments in value deemed to be other-than-temporary, with the difference between the bond’s amortized cost and its fair value recognized as a realized loss reported in net income. The new cost basis of an impaired bond is not adjusted for subsequent increases in estimated fair value. In periods subsequent to the recognition of an other-than-temporary impairment (“OTTI”), the impaired bond is accounted for as if it had been purchased on the measurement date of the impairment. Refer to Note 20 - Fair Value Measurements, for discussion on the valuation approach and methods for bonds.

(3) - (5) No change.

(6) Loan-backed and structured securities, which are included in bonds, are valued at amortized cost using the interest method including current assumptions of projected cash flows. Loan-backed and structured securities in or near default (rated NAIC 6) are stated at the lower of amortized cost or fair value. Amortization of the premium or accretion of discount from the purchase of these securities considers the estimated timing and amount of cash flows of the underlying loans, including prepayment assumptions based on data obtained from external sources or internal estimates. Projected future cash flows are updated monthly, and the amortized cost and effective yield of the securities are adjusted as necessary to reflect historical prepayment experience and changes in estimated future prepayments. For high credit quality loan-backed and structured securities (those rated AA or above at the date of acquisition), the adjustments to amortized cost are recorded as a charge or credit to net investment income in accordance with the retrospective method. For loan-backed and structured securities that are not of high credit quality (those rated below AA at date of acquisition), certain floating rate securities and securities with the potential for a loss of a portion of the original investment due to contractual prepayments (e.g. interest only securities), the effective yield is adjusted prospectively for any changes in estimated cash flows. Refer to Note 20 - Fair Value Measurements, for discussion on the valuation approach and methods for bonds.

The cost basis of loan-backed and structured securities is adjusted for impairments in value that are deemed to be other-than-temporary. An other-than-temporary loss is recognized in net income when it is anticipated that the amortized cost will not be recovered. The entire difference between the loan-backed or structured security’s amortized cost and its fair value is recognized in net income only when the Company (1) has the intent to sell the security or (2) it does not have the intent and ability to hold the security to recovery. If neither of these two conditions exists, a realized loss is recognized in net income for the difference between the amortized cost basis of the security and the net present value of projected future cash flows expected to be collected. The net present value is calculated by discounting the Company’s best estimate of projected future cash flows at the effective interest rate implicit in the loan-backed or structured security prior to impairment.

The new cost basis of an impaired security is not adjusted for subsequent increases in estimated fair value. In periods subsequent to the recognition of an other-than-temporary loss, the impaired loan-backed and structured security is accounted for as if it had been purchased on the measurement date of the impairment. Accordingly, the discount (or reduced premium) based on the new cost basis

NOTES TO FINANCIAL STATEMENTS

may be accreted into net investment income in future periods based on prospective changes in cash flow estimates, to reflect adjustments to the effective yield.

(7) - (13) No change.

D. Going Concern

The Company does not have any doubt about its ability to continue as a going concern.

2. Accounting Changes and Corrections of Errors

Not applicable.

3. Business Combinations and Goodwill

Not applicable.

4. Discontinued Operations

Not applicable.

5. Investments

A. Mortgage Loans, including Mezzanine Real Estate Loans

No change.

B. Debt Restructuring

No change.

C. Reverse Mortgages

No change.

D. Loan-Backed Securities

- (1) Prepayment assumptions for mortgage-backed/loan-backed and structured securities were obtained from external sources such as Intex and Blackrock Solutions.
- (2) The Company has the following loan-backed and structured securities, which are other-than-temporarily impaired, where the Company intends to sell, or does not have the intent and ability to hold until recovery, at September 30, 2019.

		OTTI Recognized in Loss			
		Amortized Cost Basis Before OTTI	2a Interest	2b Non-interest	Fair Value 1-(2a+2b)
General Account:					
OTTI recognized 1st Quarter					
a.	Intent to sell	\$ —	\$ —	\$ —	\$ —
b.	Inability or lack of intent to retain the investment in the security for a period of time sufficient to recover the amortized cost basis	—	—	—	—
c.	Total 1st Quarter	—	—	—	—
OTTI recognized 2nd Quarter					
d.	Intent to sell	7,881,130	—	2,088,810	5,792,320
e.	Inability or lack of intent to retain the investment in the security for a period of time sufficient to recover the amortized cost basis	—	—	—	—
f.	Total 2nd Quarter	7,881,130	—	2,088,810	5,792,320
OTTI recognized 3rd Quarter					
g.	Intent to sell	—	—	—	—
h.	Inability or lack of intent to retain the investment in the security for a period of time sufficient to recover the amortized cost basis	—	—	—	—
i.	Total 3rd Quarter	—	—	—	—
OTTI recognized 4th Quarter					
j.	Intent to sell	—	—	—	—
k.	Inability or lack of intent to retain the investment in the security for a period of time sufficient to recover the amortized cost basis	—	—	—	—
l.	Total 4th Quarter	—	—	—	—
m.	Annual Aggregate Total (General Account)	\$ —	\$ —	\$ 2,088,810	

NOTES TO FINANCIAL STATEMENTS

(3) The following table lists each security at a CUSIP level where the present value of cash flows expected to be collected is less than the amortized cost basis during the current year:

IMPAIRMENTS TAKEN ON CURRENT HOLDINGS DURING THE CURRENT YEAR						
(1)	(2)	(3)	(4)	(5)	(6)	(7)
CUSIP ¹	Amortized Cost Before Current Period OTTI	Projected Cash Flows	Current Period Recognized OTTI	Amortized Cost After OTTI	Fair Value	Financial Statement Reporting Period
General Account						
05948KP52	\$ 1,686,458	\$ 1,634,405	\$ 52,053	\$ 1,634,405	\$ 1,648,408	9/30/2019
12628LAJ9	610,666	590,685	19,981	590,685	577,169	9/30/2019
12667FJ48	1,877,955	1,875,706	2,249	1,875,706	1,833,411	9/30/2019
17029RAA9	239,976	206,192	33,784	206,192	109,764	9/30/2019
33883CAC0	547,905	8	547,897	8	157,500	9/30/2019
57643MFB5	329,638	—	329,638	—	3	9/30/2019
59020UXH3	1,473,679	1,435,611	38,068	1,435,611	1,382,309	9/30/2019
12628KAF9	427,988	420,675	7,313	420,675	447,029	6/30/2019
12628LAJ9	644,518	622,662	21,856	622,662	605,625	6/30/2019
12629EAD7	55,283	55,228	55	55,228	55,111	6/30/2019
17029RAA9	507,265	186,753	320,512	186,753	140,830	6/30/2019
225470M67	636,746	632,063	4,683	632,063	646,896	6/30/2019
33883CAC0	2,718,379	1,575,000	1,143,379	1,575,000	984,375	6/30/2019
3622EUAF3	581,433	550,115	31,318	550,115	565,798	6/30/2019
69336RCF5	393,347	140,940	252,407	140,940	350,293	6/30/2019
00011#AA1	2,049,038	2,049,037	1	2,049,037	1,841,606	3/31/2019
02147QAF9	1,474,679	1,472,739	1,940	1,472,739	1,479,555	3/31/2019
059469AF3	744,299	722,843	21,456	722,843	742,009	3/31/2019
05948KH77	1,636,467	1,628,556	7,911	1,628,556	1,627,319	3/31/2019
05948KP52	2,050,349	2,011,480	38,869	2,011,480	1,978,183	3/31/2019
059515AE6	57,103	56,218	885	56,218	57,268	3/31/2019
05951KAZ6	84,519	83,402	1,117	83,402	85,304	3/31/2019
05951KBA0	334,030	320,370	13,660	320,370	341,135	3/31/2019
05953YAA9	374,149	365,287	8,862	365,287	367,994	3/31/2019
073250BM3	2,127,950	2,127,949	1	2,127,949	2,123,642	3/31/2019
1248MBAJ4	1,761,164	1,748,701	12,463	1,748,701	1,683,409	3/31/2019
1248MBAL9	499,336	495,753	3,583	495,753	473,049	3/31/2019
12627HAK6	1,026,653	1,004,243	22,410	1,004,243	998,892	3/31/2019
12628KAF9	440,862	433,658	7,204	433,658	403,523	3/31/2019
12628LAJ9	682,129	659,338	22,791	659,338	637,126	3/31/2019
12629EAD7	57,125	56,442	683	56,442	54,187	3/31/2019
12638PAE9	509,203	506,507	2,696	506,507	492,569	3/31/2019
12667FJ48	2,033,032	2,029,765	3,267	2,029,765	1,965,020	3/31/2019
12667G6W8	5,281,659	5,255,472	26,187	5,255,472	5,296,800	3/31/2019
12667G7X5	1,047,473	1,036,759	10,714	1,036,759	1,029,997	3/31/2019
12667GKK8	856,508	843,690	12,818	843,690	861,539	3/31/2019
126694EK0	5,098,168	4,681,636	416,532	4,681,636	5,097,883	3/31/2019
17309BAB3	57,728	57,198	530	57,198	57,957	3/31/2019
225470M67	653,616	650,764	2,852	650,764	577,814	3/31/2019
225470VG5	968,265	883,756	84,509	883,756	941,080	3/31/2019
32051GTD7	1,862,461	1,780,428	82,033	1,780,428	1,858,878	3/31/2019
3622EUAC0	808,426	753,020	55,406	753,020	780,837	3/31/2019
3622EUAF3	617,281	591,545	25,736	591,545	578,054	3/31/2019
45660LSY6	3,510,244	3,386,834	123,410	3,386,834	3,455,138	3/31/2019
46625YQX4	2,243,829	1,849,488	394,341	1,849,488	1,560,099	3/31/2019
59020UXH3	1,131,015	1,130,621	394	1,130,621	1,077,014	3/31/2019
61750YAB5	49,619	41,995	7,624	41,995	48,553	3/31/2019
61752RAJ1	427,349	408,945	18,404	408,945	424,843	3/31/2019
78477AAA5	688,415	688,414	1	688,414	681,678	3/31/2019
93934FEM0	2,321,030	2,288,576	32,454	2,288,576	2,275,526	3/31/2019
Subtotal- General Account	XXX	XXX	4,268,937	XXX	XXX	
Guaranteed Separate Accounts						
12628LAJ9	814,222	787,580	26,642	787,580	769,559	9/30/2019
32052MAA9	22,138	21,673	465	21,673	14,123	9/30/2019
12628KAF9	1,027,171	1,009,619	17,552	1,009,619	1,072,870	6/30/2019
12628LAJ9	859,357	830,216	29,141	830,216	807,500	6/30/2019

NOTES TO FINANCIAL STATEMENTS

IMPAIRMENTS TAKEN ON CURRENT HOLDINGS DURING THE CURRENT YEAR						
(1)	(2)	(3)	(4)	(5)	(6)	(7)
CUSIP ¹	Amortized Cost Before Current Period OTTI	Projected Cash Flows	Current Period Recognized OTTI	Amortized Cost After OTTI	Fair Value	Financial Statement Reporting Period
32052MAA9	22,875	22,222	653	22,222	14,101	6/30/2019
466247XN8	718,427	714,260	4,167	714,260	717,294	6/30/2019
059469AF3	686,021	666,162	19,859	666,162	684,931	3/31/2019
059515AE6	1,142,051	1,124,354	17,697	1,124,354	1,145,355	3/31/2019
05951KAZ6	338,076	333,608	4,468	333,608	341,215	3/31/2019
05953YAA9	1,488,821	1,451,216	37,605	1,451,216	1,461,454	3/31/2019
1248MBAL9	1,997,343	1,983,011	14,332	1,983,011	1,892,197	3/31/2019
12627HAK6	1,022,823	1,000,597	22,226	1,000,597	998,892	3/31/2019
12628KAF9	1,058,070	1,040,780	17,290	1,040,780	968,456	3/31/2019
12628LAJ9	909,506	879,118	30,388	879,118	849,501	3/31/2019
17309BAB3	282,345	279,755	2,590	279,755	283,469	3/31/2019
81744HAF0	555,319	540,370	14,949	540,370	548,082	3/31/2019
Subtotal- Guaranteed Separate Accounts	XXX	XXX	260,024	XXX	XXX	
Grand Total	XXX	XXX	\$ 4,528,961	XXX	XXX	

¹ Only the impaired lots within each CUSIP are included within this table.

- (4) The following table presents the Company's gross unrealized losses and fair values for loan-backed and structured securities, aggregated by the length of time that the individual securities have been in a continuous unrealized loss position as of September 30, 2019:

	Less than 12 Months		12 Months or Greater		Total	
	Estimated Fair Value	Unrealized Losses	Estimated Fair Value	Unrealized Losses	Estimated Fair Value	Unrealized Losses
General Account	\$ 1,383,243,634	\$ 6,908,696	\$ 1,831,669,936	\$ 24,151,921	\$ 3,214,913,570	\$ 31,060,617
Guaranteed Separate Accounts	324,140,765	550,354	658,067,389	4,399,914	982,208,154	4,950,268
Total	\$ 1,707,384,399	\$ 7,459,050	\$ 2,489,737,325	\$ 28,551,835	\$ 4,197,121,724	\$ 36,010,885

- (5) The Company performs quantitative and qualitative analysis to determine if a decline in fair value was temporary. For those securities where the decline was considered temporary, the Company did not take an impairment when it had the ability and intent to hold until recovery. Factors considered in evaluating whether a decline in value is other-than-temporary include: (1) whether the decline is substantial; (2) the duration that the fair value has been less than amortized cost; (3) the financial condition and near-term prospects of the issuer; and (4) the Company's ability and intent to retain the investment for the period of time sufficient to allow for an anticipated recovery in value. In addition, for the non-agency residential mortgage backed securities ("RMBS") portfolio, the Company updates cash flow projections quarterly. A projection is performed for each security based upon the evaluation of prepayment, delinquency, and default rates for the pool of mortgages collateralizing each security, and the projected impact on the course of future prepayments, defaults, and loss in the pool of mortgages, but do not include market prices. As a result, forecasts may change from period to period and additional impairments may be recognized over time as a result of deterioration in the fundamentals of a particular security or group of securities and/or a continuation of heightened mortgage defaults for a period longer than the assumptions used for the forecasts. Both qualitative and quantitative factors are used in creating the Company's RMBS cash flow models. As such, any estimate of impairments is subject to the inherent limitation on the Company's ability to predict the aggregate course of future events. It should therefore be expected that actual losses may vary from any estimate and the Company may recognize additional other-than-temporary losses.

E. Dollar Repurchase Agreements and/or Securities Lending Transactions

- (1) - (2) No change.
- (3) Collateral Received
- a. No change.
- b. The Company has not sold or repledged collateral received from dollar repurchase or securities lending agreements. All collateral is received in cash.
- c. No change.
- (4) - (7) No change.

F. Repurchase Agreements Transactions Accounted for as Secured Borrowing

Not applicable.

G. Reverse Repurchase Agreements Transactions Accounted for as Secured Borrowing

- (1) The Company enters into tri-party reverse repurchase agreements to purchase and resell short-term securities. The Company as a cash provider receives securities as collateral, having a fair value at least equal to 102% of the purchase price paid by the Company for the securities and the Company's designated custodian takes possession of this collateral. The Company is not permitted to sell or repledge these securities. The collateral is not recorded on the Company's financial statements. However, if the counterparty defaults, the Company would then exercise its rights with respect to the collateral, including a sale of the collateral. The fair value of the securities held as collateral is monitored daily and additional collateral is obtained, where appropriate, to protect against credit exposure. The Company records the amount paid for securities purchased under agreements to resell in cash, cash equivalents and short-term investments.

NOTES TO FINANCIAL STATEMENTS

At September 30, 2019, the carrying value and fair value of securities held under agreements to purchase and resell was \$275,360,310, which were classified as tri-party reverse repurchase agreements and included with cash, cash equivalents and short-term investments on Page 2 - Assets. The securities had a weighted average maturity of one days and a weighted average yield of 2.3%.

(2) Type of repo trades used

	1 First Quarter	2 Second Quarter	3 Third Quarter
a. Bilateral (YES/NO)	NO	NO	NO
b. Tri-Party (YES/NO)	YES	YES	YES

(3) Original (flow) & residual maturity

First Quarter 2019				
	1	2	3	4
	Minimum	Maximum	Average Daily Balance	Ending Balance
a. Open - no maturity	\$ —	\$ —	\$ —	\$ —
b. Overnight	\$ 274,121,482	\$ 345,562,393	\$ 333,898,617	\$ 277,815,192
c. 2 days to 1 week	\$ —	\$ —	\$ —	\$ —
d. > 1 week to 1 month	\$ —	\$ —	\$ —	\$ —
e. > 1 month to 3 months	\$ —	\$ —	\$ —	\$ —
f. > 3 months to 1 year	\$ —	\$ —	\$ —	\$ —
g. > 1 year	\$ —	\$ —	\$ —	\$ —

Second Quarter 2019				
	1	2	3	4
	Minimum	Maximum	Average Daily Balance	Ending Balance
a. Open - no maturity	\$ —	\$ —	\$ —	\$ —
b. Overnight	\$ 270,234,942	\$ 282,890,016	\$ 277,506,449	\$ 275,897,950
c. 2 days to 1 week	\$ —	\$ —	\$ —	\$ —
d. > 1 week to 1 month	\$ —	\$ —	\$ —	\$ —
e. > 1 month to 3 months	\$ —	\$ —	\$ —	\$ —
f. > 3 months to 1 year	\$ —	\$ —	\$ —	\$ —
g. > 1 year	\$ —	\$ —	\$ —	\$ —

Third Quarter 2019				
	1	2	3	4
	Minimum	Maximum	Average Daily Balance	Ending Balance
a. Open - no maturity	\$ —	\$ —	\$ —	\$ —
b. Overnight	\$ 246,047,310	\$ 281,663,439	\$ 276,610,882	\$ 275,360,310
c. 2 days to 1 week	\$ —	\$ —	\$ —	\$ —
d. > 1 week to 1 month	\$ —	\$ —	\$ —	\$ —
e. > 1 month to 3 months	\$ —	\$ —	\$ —	\$ —
f. > 3 months to 1 year	\$ —	\$ —	\$ —	\$ —
g. > 1 year	\$ —	\$ —	\$ —	\$ —

(4) Not applicable.

(5) Fair value of securities acquired under repo - secured borrowing

First Quarter 2019				Second Quarter 2019			
1	2	3	4	1	2	3	4
Minimum	Maximum	Average Daily Balance	Ending Balance	Minimum	Maximum	Average Daily Balance	Ending Balance
\$274,121,482	\$345,562,393	\$333,898,617	\$277,815,192	\$270,234,942	\$282,890,016	\$277,506,449	\$275,897,950

Third Quarter 2019			
1	2	3	4
Minimum	Maximum	Average Daily Balance	Ending Balance
\$246,047,310	\$281,663,439	\$276,610,882	\$275,360,310

NOTES TO FINANCIAL STATEMENTS

(6) Securities acquired under repo - secured borrowing by NAIC designation

	1	2	3	4	5	6	7	8
	None	NAIC 1	NAIC 2	NAIC 3	NAIC 4	NAIC 5	NAIC 6	Does not qualify as admitted
a. Bonds - FV	\$ —	\$ 275,360,310	\$ —	\$ —	\$ —	\$ —	\$ —	\$ —
b. LB & SS - FV	—	—	—	—	—	—	—	—
c. Preferred stock - FV	—	—	—	—	—	—	—	—
d. Common stock	—	—	—	—	—	—	—	—
e. Mortgage loans - FV	—	—	—	—	—	—	—	—
f. Real estate - FV	—	—	—	—	—	—	—	—
g. Derivatives - FV	—	—	—	—	—	—	—	—
h. Other invested assets - FV	—	—	—	—	—	—	—	—
i. Total assets - FV	\$ —	\$ 275,360,310	\$ —	\$ —	\$ —	\$ —	\$ —	\$ —

(7) Collateral pledged - secured borrowing

First Quarter 2019				
	1	2	3	4
	Minimum	Maximum	Average Daily Balance	Ending Balance
a. Cash	\$ —	\$ —	\$ —	\$ —
b. Securities (FV)	\$ 279,603,911	\$ 352,473,641	\$ 340,576,589	\$ 283,372,002
c. Securities (BACV)	XXX	XXX	XXX	\$ —
d. Nonadmitted subset (BACV)	XXX	XXX	XXX	\$ —

Second Quarter 2019				
	1	2	3	4
	Minimum	Maximum	Average Daily Balance	Ending Balance
a. Cash	\$ —	\$ —	\$ —	\$ —
b. Securities (FV)	\$ 275,639,640	\$ 288,547,817	\$ 283,056,578	\$ 281,416,336
c. Securities (BACV)	XXX	XXX	XXX	\$ —
d. Nonadmitted subset (BACV)	XXX	XXX	XXX	\$ —

Third Quarter 2019				
	1	2	3	4
	Minimum	Maximum	Average Daily Balance	Ending Balance
a. Cash	\$ —	\$ —	\$ —	\$ —
b. Securities (FV)	\$ 250,968,256	\$ 287,296,708	\$ 282,143,100	\$ 280,867,989
c. Securities (BACV)	XXX	XXX	XXX	\$ —
d. Nonadmitted subset (BACV)	XXX	XXX	XXX	\$ —

(8) Allocation of aggregate collateral pledged by remaining contractual maturity

	Amortized Cost	Fair Value
a. Overnight and continuous	\$ —	\$ —
b. 30 days or less	\$ —	\$ —
c. 31 to 90 days	\$ —	\$ —
d. > 90 days	\$ 280,867,989	\$ 280,867,989

(9) At September 30, 2019, the Company did not have a recognized receivable for return of collateral.

(10) At September 30, 2019, the Company did not have a recognized liability to return collateral.

H. Repurchase Agreements Transactions Accounted for as a Sale

Not applicable.

I. Reverse Repurchase Agreements Transactions Accounted for a Sale

Not applicable.

J. Real Estate

No change.

K. Low-Income Housing Tax Credits

No change.

NOTES TO FINANCIAL STATEMENTS

L. Restricted Assets

No change.

M. Working Capital Finance Investments

Not applicable.

N. Offsetting and Netting of Assets and Liabilities

Not applicable.

O. Structured Notes

No change.

P. 5GI Securities

No change.

Q. Short Sales

Not applicable.

R. Prepayment Penalty and Acceleration Fees

The following represents the Company's securities sold, redeemed or otherwise disposed as a result of a callable feature (including make whole call provisions) and the aggregate amount of investment income generated as a result of a prepayment penalty and/or acceleration fee.

	General Account	Separate Account
(1) Number of CUSIPs	114	32
(2) Aggregate Amount of Investment Income	\$ 27,081,110	\$ 1,451,900

6. Joint Ventures, Partnerships and Limited Liability Companies

A. No change.

B. No change.

7. Investment Income

A. No change.

B. No change.

8. Derivative Instruments

A - G. No change.

H. Not applicable.

9. Income Taxes

A - I. No change.

10. Information Concerning Parent, Subsidiaries, Affiliates and Other Related Parties

A - O. No change.

11. Debt

A. No change

B. Federal Home Loan Bank ("FHLB") Agreements

(1) On February 26, 2008, the Company became a member of the FHLB of NY and began issuing funding agreements to the FHLB of NY in exchange for cash. The proceeds from the sale of these funding agreements are invested to earn a spread on the business. The funding agreements are issued through the general account and are included in the liability for deposit-type contracts on Page 3 – Liabilities, Surplus and Other Funds. When a funding agreement is issued, the Company is required to post collateral in the form of eligible securities including mortgage-backed, government and agency debt instruments for each of the advances received. Upon any event of default by the Company, the FHLB of NY's recovery on the collateral is limited to the amount of the Company's liability to the FHLB of NY. The table below indicates the amounts of FHLB of NY stock purchased, collateral pledged, assets and liabilities related to the agreement with FHLB of NY.

NOTES TO FINANCIAL STATEMENTS

(2) FHLB of NY Capital Stock

a. Amount of FHLB of NY capital stock held, in aggregate, is as follows:

1. Current Year

	Total	General Account	Separate Accounts
(a) Membership stock - Class A	\$ —	\$ —	\$ —
(b) Membership stock - Class B	46,572,700	46,572,700	—
(c) Activity stock	127,125,000	127,125,000	—
(d) Excess stock	—	—	—
(e) Aggregate total	<u>\$ 173,697,700</u>	<u>\$ 173,697,700</u>	<u>\$ —</u>
(f) Actual or estimated borrowing capacity as determined by the insurer	\$ 8,758,120,572	\$ 8,758,120,572	\$ —

2. Prior Year

	Total	General Account	Separate Accounts
(a) Membership stock - Class A	\$ —	\$ —	\$ —
(b) Membership stock - Class B	41,375,500	41,375,500	—
(c) Activity stock	160,875,000	160,875,000	—
(d) Excess stock	—	—	—
(e) Aggregate total	<u>\$ 202,250,500</u>	<u>\$ 202,250,500</u>	<u>\$ —</u>
(f) Actual or estimated borrowing capacity as determined by the insurer	\$ 8,348,888,569	\$ 8,348,888,569	\$ —

The FHLB borrowing capacity for the Company is determined using 5% of the Company's total admitted assets at the current reporting date, less any secured borrowing amounts.

b. Membership stock (Class A and B) eligible and not eligible for redemption is as follows:

	Current Year Total	Not Eligible for Redemption	Less than 6 Months	6 Months to Less than 1 Year	1 to Less than 3 Years	3 to 5 Years
Membership stock						
1. Class A	\$ —	\$ —	\$ —	\$ —	\$ —	\$ —
2. Class B	\$ 46,572,700	\$ 46,572,700	\$ —	\$ —	\$ —	\$ —

(3) Collateral pledged to FHLB of NY

a. Amount pledged as collateral as of reporting date is as follows:

	Fair Value ¹	Carrying Value ¹	Aggregate Total Borrowing
1. Current year total general and separate accounts	\$ 4,475,490,613	\$ 4,177,174,329	\$ 2,832,911,129
2. Current year general account	\$ 4,475,490,613	\$ 4,177,174,329	\$ 2,832,911,129
3. Current year separate accounts	\$ —	\$ —	\$ —
4. Prior year total general and separate accounts	\$ 4,673,697,824	\$ 4,645,037,414	\$ 3,583,978,991

¹ Includes amounts in excess of minimum requirements.

b. Maximum amount of collateral pledged during reporting period is as follows:

	Fair Value	Carrying Value	Amount Borrowed at Time of Maximum Collateral
1. Current year total general and separate accounts	\$ 5,106,891,094	\$ 4,982,950,663	\$ 3,508,598,792
2. Current year general account	\$ 5,106,891,094	\$ 4,982,950,663	\$ 3,508,598,792
3. Current year separate accounts	\$ —	\$ —	\$ —
4. Prior year total general and separate accounts	\$ 4,673,697,824	\$ 4,645,037,414	\$ 3,583,978,991

(4) Borrowing from FHLB of NY

a. Amount borrowed as of reporting date is as follows:

1. Current Year

	Total	General Account	Separate Accounts	Funding Agreements Reserves Established
(a) Debt	\$ —	\$ —	\$ —	\$ —
(b) Funding agreements	2,832,911,129	2,832,911,129	—	2,832,911,129
(c) Other	—	—	—	—
(d) Aggregate total	<u>\$ 2,832,911,129</u>	<u>\$ 2,832,911,129</u>	<u>\$ —</u>	<u>\$ 2,832,911,129</u>

NOTES TO FINANCIAL STATEMENTS

2. Prior Year

	Total	General Account	Separate Accounts	Funding Agreements Reserves Established
(a) Debt	\$ —	\$ —	\$ —	\$ —
(b) Funding agreements	3,583,978,991	3,583,978,991	—	3,583,978,991
(c) Other	—	—	—	—
(d) Aggregate total	<u>\$ 3,583,978,991</u>	<u>\$ 3,583,978,991</u>	<u>\$ —</u>	<u>\$ 3,583,978,991</u>

b. Maximum amount borrowed during current reporting period is as follows:

	Total	General Account	Separate Accounts
1. Debt	\$ —	\$ —	\$ —
2. Funding agreements	3,508,598,792	3,508,598,792	—
3. Other	—	—	—
4. Aggregate total	<u>\$ 3,508,598,792</u>	<u>\$ 3,508,598,792</u>	<u>\$ —</u>

c. FHLB of NY borrowings subject to prepayment obligations is as follows:

	Does the Company have prepayment obligations under the following arrangements (YES/NO)?
1. Debt	N/A
2. Funding agreements	No
3. Other	N/A

12. Retirement Plans, Deferred Compensation, Postemployment Benefits and Compensated Absences and Other Postretirement Benefit Plans

A. Defined Benefit Plans

(1) - (3) No change.

(4) Components of net periodic benefit cost

	Pension Benefits		Postretirement Benefits	
	September 30, 2019	December 31, 2018	September 30, 2019	December 31, 2018
a. Service cost	\$ 115,562,286	\$ 167,775,822	\$ 17,126,385	\$ 26,881,266
b. Interest cost	228,112,131	270,617,173	46,775,822	55,365,764
c. Expected return on plan assets	(347,633,585)	(458,650,985)	(33,676,574)	(47,337,964)
d. Transition asset or obligation	—	—	—	—
e. Gains and losses	104,653,399	177,716,702	6,266,094	9,986,059
f. Prior service cost or credit	(2,850,045)	(3,479,484)	(12,405,751)	(16,541,001)
g. Nonvested prior service cost or credit	—	—	17,296,405	23,061,873
h. Net periodic benefit cost	<u>\$ 97,844,186</u>	<u>\$ 153,979,228</u>	<u>\$ 41,382,381</u>	<u>\$ 51,415,997</u>
i. One-time contractual termination benefit	—	—	—	—
j. Total net periodic pension cost/(credit)	<u>\$ 97,844,186</u>	<u>\$ 153,979,228</u>	<u>\$ 41,382,381</u>	<u>\$ 51,415,997</u>

The Company shares the net periodic benefit cost of certain pension and postretirement benefits with its subsidiaries. The expenses for these plans are allocated to each subsidiary in accordance with an intercompany cost sharing arrangement. The liabilities for these plans are included with the liabilities for the corresponding plan of the Company. Pension and postretirement costs of \$33,468,656 and \$5,997,341, respectively, were billed to subsidiaries for the nine months ended September 30, 2019. Pension and postretirement costs of \$49,865,482 and \$9,877,948, respectively, were billed to subsidiaries for the year ended December 31, 2018.

(5) - (21) No change.

B - E. No change.

F - G. Not applicable.

H - I. No change.

13. Capital and Surplus, Shareholders' Dividend Restrictions and Quasi-Reorganizations

(1) - (10) No change.

(11) On April 4, 2019, the Company issued surplus notes ("2019 Notes") with a principal balance of \$1,000,000,000, bearing interest at 4.45%, with a maturity date of May 15, 2069. The initial carrying value of the 2019 Notes was \$992,780,000, net of discount. The following table summarizes the Company's surplus notes issued and outstanding as of September 30, 2019:

Date Issued	Interest Rate	Principal Amount of Notes	Carrying Value	Interest Paid Current Year	Total Interest Paid	Accrued Interest	Date of Maturity
04/04/19	4.45%	\$1,000,000,000	\$992,868,646	\$—	\$—	\$21,755,556	05/15/69
10/08/09	6.75%	\$1,000,000,000	\$998,468,128	\$33,750,000	\$648,187,500	\$25,312,500	11/15/39
05/05/03	5.88%	\$1,000,000,000	\$995,567,333	\$29,375,000	\$941,142,361	\$22,031,250	05/15/33

NOTES TO FINANCIAL STATEMENTS

The 2019 Notes, 2009 Notes and the 2003 Notes (collectively, the “Notes”) were issued pursuant to Rule 144A under the Securities Act of 1933, as amended, and are administered by Citibank, as registrar/paying agent. Interest on the Notes is paid semi-annually on May 15th and November 15th of each year. Interest payments on the 2019 Notes will begin on November 15, 2019.

The Notes are unsecured and subordinated to all present and future indebtedness, policy claims and other creditor claims against the Company. Under New York State Insurance Law, the Notes are not part of the legal liabilities of the Company. Each payment of interest or principal may be made only with the prior approval of the Superintendent of Financial Services of the State of New York (“Superintendent”) and only out of surplus funds, which the Superintendent determines to be available for such payments under New York State Insurance Law. Provided that approval is granted by the Superintendent, the Notes may be redeemed at the option of the Company at any time at the “make-whole” redemption price equal to the greater of: (1) the principal amount of the Notes to be redeemed, or (2) the sum of the present values of the remaining scheduled interest and principal payments on the notes to be redeemed, excluding accrued interest as of the date on which the Notes are to be redeemed, discounted on a semi-annual basis at an adjusted treasury rate plus 20 basis points for the 2003 Notes, 40 basis points for the 2009 Notes and 25 basis points for the 2019 Notes, respectively, plus in each case, the accrued interest on the notes to be redeemed to the redemption date.

No affiliates owned any of the Company’s Surplus Notes at September 30, 2019. At September 30, 2019, State Street Bank & Trust Co, Bank of New York Mellon, JP Morgan Chase Bank, Northern Trust and Citibank were each the holder of record at The Depository Trust Company of more than 10% of the outstanding amount of the Notes, with each holding Notes, at least in part, for the accounts of their respective clients.

(12) - (13) No change.

14. Liabilities, Contingencies and Assessments

A. Contingent Commitments

No change.

B. Assessments

(1) No change.

(2) No change.

(3) Long-term care guarantee fund assessments

- a - c. At September 30, 2019, the Company’s guaranty association liability and related asset recoverable for long-term care insolvency assessments were \$1,619,075 and \$886,533, respectively. The liability estimates for these assessments are based on discounted cost information for the Penn Treaty/American Network insolvencies, which was provided by the National Organization of Life and Health Guaranty Association. The Company did not further discount these amounts.

C. Gain Contingencies

Not applicable.

D. Claims Related Extra Contractual Obligation and Bad Faith Losses Stemming from Lawsuits

No change.

E. Joint and Several Liabilities

Not applicable.

F. All Other Contingencies

No change.

15. Leases

A. Lessee Operating Lease

No change.

B. Lessor Leases

Not applicable.

16. Information About Financial Instruments with Off-Balance Sheet Risk and Financial Instruments with Concentrations of Credit Risk

No change.

17. Sale, Transfer and Servicing of Financial Assets and Extinguishments of Liabilities

A. Transfers of Receivables Reported as Sales

Not applicable.

B. Transfer and Servicing of Financial Assets

(1) No change.

(2) - (7) Not applicable.

NOTES TO FINANCIAL STATEMENTS

C. Wash Sales

- (1) In the course of the Company’s investment management activities, securities may be sold and repurchased within 30 days of the sale date to meet individual portfolio objectives and to achieve the ongoing rebalancing of exposure.
- (2) The details by NAIC designation of 3 or below, or unrated, of securities sold during the three months ended September 30, 2019 and reacquired within 30 days of the sale date are as follows:

Description	NAIC Designation	Number of Transactions	Book Value of Securities Sold	Cost of Securities Repurchased	Gain/(Loss)
Bonds	NAIC 3	1	\$ 922,697	\$ 922,697	\$ 2,488
Bonds	NAIC 4	—	—	—	—
Bonds	NAIC 5	—	—	—	—
Bonds	NAIC 6	—	—	—	—
Preferred Stock	NAIC 3	—	—	—	—
Preferred Stock	NAIC 4	—	—	—	—
Preferred Stock	NAIC 5	—	—	—	—
Preferred Stock	NAIC 6	1	129,059	134,900	5,334
Common Stock		587	34,686,267	37,157,469	2,154,550
		589	\$ 35,738,023	\$ 38,215,066	\$ 2,162,372

18. Gain or Loss to the Insurer from Uninsured Plans and the Uninsured Portion of Partially Insured Plans

Not applicable.

19. Direct Premium Written/Produced by Managing General Agents/Third-Party Administrators

No change.

20. Fair Value Measurements

- A. The Company's financial assets and liabilities carried at fair value have been classified, for disclosure purposes, based on a hierarchy defined by SSAP No. 100, *Fair Value Measurements*. Fair value is defined as the price that would be received to sell an asset or paid to transfer a liability in an orderly transaction between market participants at the measurement date. This guidance establishes a framework for measuring fair value that includes a hierarchy used to classify the inputs used in measuring fair value. The hierarchy prioritizes the inputs to valuation techniques used to measure fair value into three levels. The level in the fair value hierarchy within which the fair value measurement falls is determined based on the lowest level input that is significant to the fair value measurement.
- (1) The levels of the fair value hierarchy are based on the inputs to the valuation as follows:
- Level 1

Fair value is based on unadjusted quoted prices for identical assets or liabilities in an active market. Active markets are defined as a market in which many transactions occur with sufficient frequency and volume to provide pricing information on an ongoing basis.
- Level 2

Observable inputs other than level 1 prices, such as quoted prices in active markets for similar assets or liabilities; quoted prices in markets that are not active for identical or similar assets or liabilities, or other model driven inputs that are observable or can be corroborated by observable market data for substantially the full term of the assets or liabilities. Valuations are generally obtained from third-party pricing services for identical or comparable assets or liabilities or through the use of valuation methodologies using observable market inputs.
- Level 3

Instruments whose values are based on prices or valuation techniques that require inputs that are both unobservable and significant to the overall fair value measurement. These inputs reflect management’s own assumptions in pricing the asset or liability. Pricing may also be based upon broker quotes that do not represent an offer to transact. Prices are determined using valuation methodologies such as option pricing models, discounted cash flow models and other similar techniques. Non-binding broker quotes, which are utilized when pricing service information is not available, are reviewed for reasonableness based on the Company’s understanding of the market, and are generally considered Level 3. To the extent the internally developed valuations use significant unobservable inputs, they are classified as Level 3.

NOTES TO FINANCIAL STATEMENTS

The following table represents the balances of assets and liabilities measured at fair value or net asset value ("NAV") as of September 30, 2019:

	Quoted Prices in Active Markets for Identical Assets (Level 1)	Significant Observable Inputs (Level 2)	Significant Unobservable Inputs (Level 3)	Net Asset Value (NAV)	Total
a Assets at fair value					
1. Preferred stocks					
Redeemable preferred stocks	\$ —	\$ —	\$ —	\$ —	—
Non-redeemable preferred stocks	—	1,920,986	1,686,419	—	3,607,405
Total preferred stocks	—	1,920,986	1,686,419	—	3,607,405
2. Bonds					
U.S. corporate	—	2,785,823	12,507,054	—	15,292,877
Foreign corporate		2,588,408			2,588,408
Non-agency residential mortgage-backed securities	—	—	—	—	—
Non-agency commercial mortgage-backed securities	—	400,253	—	—	400,253
Non-agency asset-backed securities	—	4,736,771	1,745,100	—	6,481,871
Total bonds	—	10,511,255	14,252,154	—	24,763,409
3. Common stocks	1,348,179,830	—	180,257,931	—	1,528,437,761
4. Derivative assets					
Interest rate swaps	—	423,119,925	—	—	423,119,925
Foreign currency swaps	—	544,598,364	—	—	544,598,364
Inflation swaps	—	—	—	—	—
Interest rate options	—	—	499,426	—	499,426
Foreign currency forwards	—	1,161,597	—	—	1,161,597
Futures	4,172	—	—	—	4,172
Total derivative assets	4,172	968,879,886	499,426	—	969,383,484
5. Separate accounts assets	1,287,909,147	3,117,591,764	14,671,456	1,190,246,865	5,610,419,232
Total assets at fair value	\$ 2,636,093,149	\$ 4,098,903,891	\$ 211,367,386	\$ 1,190,246,865	\$ 8,136,611,291
b Liabilities at fair value					
1. Derivative liabilities					
Interest rate swaps	\$ —	\$ 221,161,485	\$ —	\$ —	221,161,485
Foreign currency swaps	—	174,901,804	—	—	174,901,804
Inflation swaps	—	136,515,333	—	—	136,515,333
Foreign currency forwards	—	1,164	—	—	1,164
Futures	5,195	—	—	—	5,195
Total derivative liabilities	5,195	532,579,786	—	—	532,584,981
2. Separate accounts liabilities - derivatives ¹	100,469	—	—	—	100,469
Total liabilities at fair value	\$ 105,664	\$ 532,579,786	\$ —	\$ —	\$ 532,685,450

¹ Separate accounts contract holder liabilities are not included in the table as they are reported at contract value and not fair value in the Company's Annual Statement.

(2) The table below presents a rollforward of level 3 assets and liabilities for the three months ended September 30, 2019:

	Balance at 06/30/2019	Transfers into Level 3	Transfers out of Level 3	Total gains or (losses) included in Net Income	Total gains or (losses) included in Surplus	Purchases	Issuances	Sales	Settlements	Balance at 9/30/2019
Non-redeemable preferred stocks	\$ 9,300,080	\$ —	\$ (7,613,661)	\$ —	\$ —	\$ —	\$ —	\$ —	\$ —	\$ 1,686,419
Bonds										
U.S. corporate	15,727,417	858,623	(4,294,244)	7,052	190,789	17,417	—	—	—	12,507,054
Non-agency asset-backed securities	984,377	1,939,000	(984,376)	—	(193,900)	—	—	—	—	1,745,100
Total bonds	16,711,794	2,797,623	(5,278,620)	7,052	(3,111)	17,417	—	—	—	14,252,154
Common stocks	185,160,876	3,735,825	—	(456,016)	(307,754)	—	—	(7,875,000)	—	180,257,931
Derivatives	1,424,416	—	—	(5,336,542)	4,411,552	—	—	—	—	499,426
Separate accounts assets ¹	2,681,707	—	—	—	80,401	11,909,348	—	—	—	14,671,456
Total	\$ 215,278,873	\$ 6,533,448	\$ (12,892,281)	\$ (5,785,506)	\$ 4,181,088	\$ 11,926,765	\$ —	\$ (7,875,000)	\$ —	\$ 211,367,386

¹ The total gains or (losses) included in surplus for separate accounts assets are offset by an equal amount for separate accounts liabilities, which results in a net zero impact on surplus for the Company.

Transfers between levels

Transfers between levels may occur due to changes in valuation sources, or changes in the availability of market observable inputs, which generally are caused by changes in market conditions such as liquidity, trading volume or bid-ask spreads, or as a result of a security measured at amortized cost at the beginning of the period, but measured at estimated fair value at the end of the period, or vice versa due to a ratings downgrade or upgrade.

Transfers between Levels 1 and 2

During the three months ended September 30, 2019, there were no transfers between Levels 1 and 2.

Transfers into and out of Level 3

The Company's basis for transferring assets and liabilities into and out of Level 3 is based on changes in the observability of data or a change in the security's measurement.

NOTES TO FINANCIAL STATEMENTS

Transfers into Level 3 totaled \$6,533,448 for the three months ended September 30, 2019, which relates to \$3,735,825 of common stocks which primarily results from a newly purchased Level 3 security, and long-term bonds of \$2,797,623 that were measured at fair value at the end of the period, but were measured at amortized cost at the beginning of the period. Transfers out of Level 3 totaled \$12,892,281 for the three months ended September 30, 2019, which relates to \$7,613,661 of non-redeemable preferred stocks and \$5,278,620 of long-term bonds that were measured at amortized cost at the end of the period, but were measured at fair value at the beginning of the period.

(3) Determination of fair value

The Company has an established and well-documented process for determining fair value. Security pricing is applied using a hierarchy approach whereby publicly available prices are first sought from nationally recognized third-party pricing services. For most private placement securities, the Company applies a market approach such as a matrix-based pricing methodology, which uses spreads derived from third-party benchmark bond indices. For private placement securities that cannot be priced through these processes, the Company uses internal models and calculations. All other securities are submitted to independent brokers for prices. The Company performs various analyses to ascertain that the prices represent fair value. Examples of procedures performed include, but are not limited to, back testing recent trades, monitoring trading volumes, and performing variance analysis of monthly price changes using different thresholds based on asset type. The Company also performs an annual review of all third-party pricing services. During this review, the Company obtains an understanding of the process and sources used by the pricing service to ensure that they maximize the use of observable inputs, the pricing service's frequency of updating prices, and the controls that the pricing service uses to ensure that their prices reflect market assumptions. The Company also selects a sample of securities and obtains a more detailed understanding from each pricing service regarding how they derived the price assigned to each security. Where inputs or prices do not reflect market participant assumptions, the Company will challenge these prices and apply different methodologies that will enhance the use of observable inputs and data. The Company may use non-binding broker quotes or internal valuations to support the fair value of securities that go through this formal price challenge process.

At September 30, 2019, the Company challenged the price it received from third party pricing services on general account securities with a book value of \$14,257,501 and a market value of \$14,595,000. The Company did not have any price challenges on separate account securities for what it received from third party pricing services.

In addition, the Company has a pricing committee that provides oversight over the Company's prices and fair value process for securities. The committee is comprised of representatives from the Company's Investment Management group, Controller's, Compliance and Security Operations. The committee meets quarterly and is responsible for the review and approval of the Company's valuation procedures. The committee is also responsible for the review of pricing exception reports as well as the review of significant inputs used in the valuation of assets that are valued internally.

For Level 1 investments, valuations are generally based on observable inputs that reflect quoted prices for identical assets in active markets.

The fair value for Level 2 and Level 3 valuations are generally based on a combination of the market and income approach. The market approach generally utilizes market transaction data for the same or similar instruments, while the income approach involves determining fair values from discounted cash flow methodologies.

The following represents a summary of significant valuation techniques for assets and liabilities used to determine fair value, as well as the general classification of such instruments pursuant to the valuation hierarchy.

Level 1 measurements

Common stocks

These securities are comprised of exchange traded U.S. and foreign common stock and mutual funds. Valuation of these securities is based on unadjusted quoted prices in active markets that are readily and regularly available.

Derivatives (including separate accounts liabilities – derivatives)

These derivatives are comprised of exchange traded future contracts. Valuation of these securities is based on unadjusted quoted prices in active markets that are readily and regularly available.

Separate accounts assets

These assets are comprised of cash and common stocks. Common stocks are generally traded on an exchange.

Level 2 measurements

Preferred stocks

The fair value of preferred stock is obtained from third-party pricing services. Vendors generally use an income-based valuation approach by using a discounted cash flow model or it may use a market approach to arrive at the security's fair value or a combination of the two.

Bonds

The fair value of bonds is obtained from third-party pricing services, matrix-based pricing, internal models or broker quotes. Third-party pricing services generally use an income-based valuation approach by using a discounted cash-flow model or it may also use a market approach by looking at recent trades of a specific security to determine fair value on public securities or a combination of the two. Typical inputs used by these pricing sources include, but are not limited to: benchmark yields, reported trades, issuer spreads, bids, offers, benchmark securities, estimated cash flows and prepayment speeds, which the Company has determined are observable inputs.

Private placement securities are primarily priced using a market approach such as a matrix-based pricing methodology, which uses spreads derived from third-party benchmark bond indices. Specifically, the Barclays Investment Grade Credit Index is used for investment-grade securities and the Citi High Yield Cash Index is used for below investment-grade securities. These indices are two widely recognized, reliable, and well regarded benchmarks by participants in the financial services industry, which represent the broader U.S. public bond markets.

Certain private placement securities that cannot be priced using the matrix pricing described above, are priced by an internally developed discounted cash flow model or are priced based on internal calculations. This model uses observable inputs with a discount rate based off spreads of comparable public bond issues, adjusted for liquidity, rating and maturity. The Company assigns a credit rating for private placement securities based upon internal analysis. The liquidity premium is based upon observable market transactions, while the maturity and rating adjustments are based upon data obtained from Bloomberg. These securities are classified as Level 2.

For some of the private placement securities priced through the model, the liquidity adjustments may not be based on market data, but rather, calculated internally. If the impact of the liquidity adjustment, which usually requires the most judgment, is not significant to the overall value of the security, the security is still classified as Level 2.

NOTES TO FINANCIAL STATEMENTS

Derivatives

The fair value of derivative instruments is generally derived using valuation models that use an income approach, except for derivatives, which are either exchange-traded, or the fair value is priced using broker quotations. The selection of a particular model depends upon the contractual terms of, and specific risks inherent in the instrument, as well as the availability of pricing information in the market. The Company generally uses similar models to value similar instruments. Valuation model inputs include contractual terms, yield curves, foreign exchange rates, equity prices, credit curves, measures of volatility, and other factors. OTC derivatives that trade in liquid markets, where model inputs are observable for substantially the full term, are classified as Level 2.

Separate accounts assets

These are assets primarily related to investments in U.S. government and treasury securities, corporate bonds, and mortgage-backed securities. These separate accounts assets are valued and assigned within the fair value hierarchy, consistent with the methodologies described herein for similar financial instruments held within the general account of the Company. This also relates to investments in limited partnerships and hedge funds that use NAV where the investment can be redeemed at NAV at the measurement date or in the near-term (generally 90 days).

Level 3 measurements

Bonds

The valuation techniques for most Level 3 bonds are generally the same as those described in Level 2. However, if the investments are less liquid or are lightly traded, there is generally less observable market data, and therefore these investments will be classified as Level 3. Circumstances where observable market data are not available may include events such as market illiquidity and credit events related to the security. In addition, certain securities are priced based upon internal valuations using significant unobservable inputs.

If the price received from third-party pricing services does not appear to reflect market activity, the Company may challenge the price. For securities which go through this formal price challenge process, a non-binding broker quote or internal valuation is used to support the fair value instead. The Company also uses non-binding broker quotes to fair value certain bonds, when the Company is unable to obtain prices from third-party vendors.

Private placement securities where adjustments for liquidity are considered significant to the overall price are classified as Level 3.

Preferred and common stocks

These securities include equity investments with privately held entities, including a government organization, where the prices are derived from internal valuations.

Derivatives

Derivatives that are valued based upon models with any significant unobservable market inputs or inputs from less actively traded markets, or where the fair value is solely derived using broker quotations, are classified as Level 3.

- B. Not applicable.
- C. The following table presents the carrying amounts and estimated fair values of the Company’s financial instruments at September 30, 2019. Since the SSAP 100 hierarchy only applies to items that are measured at fair value at the reporting date, the items in the tables above are subsets of the amounts reported in the following table.

	Fair Value	Carrying Amount	Level 1	Level 2	Level 3	Net Asset Value (NAV)	Not Practicable (Carrying Value)
Assets:							
Bonds	\$121,653,585,572	\$ 111,195,655,830	\$ —	\$118,479,448,571	\$ 3,174,137,001	\$ —	\$ —
Preferred stocks	88,218,259	65,049,954	—	43,151,467	45,066,792	—	—
Common stocks	1,528,437,761	1,528,437,761	1,348,179,830	—	180,257,931	—	—
Mortgage loans	18,318,560,924	17,467,924,497	—	—	18,318,560,924	—	—
Cash, cash equivalents and short-term investments	2,825,014,612	2,825,014,612	616,045,636	2,208,968,976	—	—	—
Derivatives	996,135,038	983,455,507	4,172	995,631,440	499,426	—	—
Other invested assets ¹	319,708,761	301,651,041	—	146,033,475	173,675,286	—	—
Derivatives collateral	110,731,181	110,731,181	—	110,731,181	—	—	—
Investment income due and accrued	1,321,273,373	1,321,273,373	—	1,321,273,373	—	—	—
Separate accounts assets	11,011,142,749	10,946,585,134	1,289,386,751	8,516,589,802	14,919,331	1,190,246,865	—
Total assets	\$158,172,808,230	\$ 146,745,778,891	\$ 3,253,616,389	\$131,821,828,285	\$ 21,907,116,691	\$1,190,246,865	\$ —
Liabilities:							
Deposit fund contracts:							
Funding agreements	\$ 20,788,065,961	\$ 20,485,559,046	\$ —	\$ —	\$ 20,788,065,961	\$ —	\$ —
Annuities certain	39,530,999	35,571,970	—	—	39,530,999	—	—
Other deposit funds	620,351,285	620,351,285	—	—	620,351,285	—	—
Premiums paid in advance	102,529,882	102,529,882	—	102,529,882	—	—	—
Derivatives	532,775,527	532,720,669	5,195	532,770,332	—	—	—
Derivatives - collateral	459,172,531	459,172,531	—	459,172,531	—	—	—
Borrowed money	347,751,582	347,751,582	—	347,751,582	—	—	—
Amounts payable under securities lending	651,675,666	651,675,666	—	651,675,666	—	—	—
Separate accounts liabilities	100,469	100,469	100,469	—	—	—	—
Total liabilities	\$ 23,541,953,902	\$ 23,235,433,100	\$ 105,664	\$ 2,093,899,993	\$ 21,447,948,245	\$ —	\$ —

¹ Excludes investments accounted for under the equity method.

NOTES TO FINANCIAL STATEMENTS

Bonds

The fair value of bonds is determined by considering one of four primary sources: (1) security pricing is applied using a hierarchy approach whereby publicly available prices are first sought from nationally recognized third-party pricing services, (2) securities are priced using a matrix-based pricing methodology, which uses spreads derived from third-party benchmark bond indices, (3) securities are priced using an internal pricing model or methodology, and (4) securities are submitted to independent brokers for prices.

The pricing service generally uses an income-based valuation approach by using a discounted cash-flow model or it may also use a market approach by looking at recent trades of a specific security to determine fair value or a combination of the two. Typical inputs used by these pricing services include, but are not limited to: benchmark yields, reported trades, issuer spreads, bids, offers, benchmark securities, estimated cash flows and prepayment speeds.

Independent pricing vendors do not supply prices for private placement bonds. These securities are primarily priced using a market approach such as a matrix-based pricing methodology, which uses spreads derived from third-party benchmark bond indices. Any private securities that cannot be priced using this methodology, are priced using an internally developed model based upon assigned comparable public issues adjusted for liquidity, maturity and rating, or are priced based on internal calculations. The Company assigns a credit rating based upon internal analysis.

Prices from pricing services and broker quotes are validated on an ongoing basis to ensure the adequacy and reliability of the fair value measurement. The Company performs both quantitative and qualitative analysis of the prices including initial and ongoing review of third-party pricing methodologies, back testing of recent trades, and a thorough review of pricing trends and statistics.

Included in bonds are affiliated bonds from MCF and NYL Investments. The affiliated bond from MCF had a carrying value of \$2,122,204,420 and a fair value of \$2,144,391,431 at September 30, 2019. The fair value of this security is calculated internally and may include inputs that may be not observable. Therefore, this security is classified as Level 3. The affiliated bond from NYL Investments had a carrying value of \$600,000,000 and a fair value of \$638,850,000 at September 30, 2019. The fair value of this security is calculated internally using observable inputs and is therefore classified at Level 2.

Preferred and common stocks

The fair value of unaffiliated equity securities is determined by considering one of three primary sources: (1) security pricing is applied using a hierarchy approach whereby publicly available prices are first sought from third-party pricing services, (2) the remaining un-priced securities are submitted to independent brokers for prices, and (3) securities are priced using an internal pricing model or methodology.

Prices from pricing services and broker quotes are validated on an ongoing basis to ensure the adequacy and reliability of the fair value measurement. The Company performs both quantitative and qualitative analysis of the prices including, initial and ongoing review of third-party pricing methodologies, back testing of recent trades, and a thorough review of pricing trends and statistics.

Mortgage loans

The estimated fair value of mortgage loans is determined using an income approach based upon the present value of the expected cash flows discounted at an interpolated treasury yield plus a spread. The spread is based on management's judgment and assumptions and it takes into account property type, loan to value and remaining term of each loan. The spread is a significant component of the pricing inputs.

Cash, cash equivalents, short-term investments and investment income due and accrued

Cash on hand, cash sweeps and money market mutual funds are classified as Level 1. Cash overdrafts (i.e. outstanding checks) are classified as Level 2. Due to the short-term maturities, the carrying value of short-term investments, other cash equivalents and investment income due and accrued is presumed to approximate fair value and is classified as Level 2.

Derivatives (including separate accounts liabilities)

The fair value of derivative instruments is generally derived using valuation models that use an income approach, except for derivatives that are exchange-traded, which are valued using a market approach as fair value is based on quoted prices in an active market. Where valuation models are used, the selection of a particular model depends upon the contractual terms of, and specific risks inherent in the instrument, as well as the availability of pricing information in the market. The Company generally uses similar models to value similar instruments. Valuation model inputs include contractual terms, yield curves, foreign exchange rates, equity prices, credit curves, measures of volatility, and other factors.

Other invested assets

Other invested assets are principally comprised of LIHTC investments, affiliated loans and certain other investments with characteristics of debt. The fair value of one of the affiliated loans and the LIHTC investments are derived using an income valuation approach, which is based on a discounted cash flow calculation using a discount rate that is determined internally. These investments are classified as Level 3 because the discount rate used is based on management's judgment and assumptions. Refer to Note 10 - Information Concerning Parent, Subsidiaries, Affiliates and Other Related Parties, for details on intercompany loans and Note 5 - Investments, for details on LIHTC investments. The fair value of investments with debt characteristics is derived using an income valuation approach, which is based on a discounted cash flow calculation that uses observable inputs. For affiliated loans due within one year, carrying value is deemed to approximate fair value due to the short-term nature of these investments. These investments are classified as Level 2.

Derivatives – collateral (including separate accounts liabilities collateral)

The carrying value of these instruments approximates fair value since these assets and liabilities are generally short-term in nature.

Separate accounts assets

Assets within the separate accounts are primarily invested in bonds and common stock. The fair value of investments in the separate accounts is calculated using the same procedures as are used for bonds and common stocks in the general account.

The separate accounts also invest in limited partnerships and hedge fund investments. The fair value of such partnerships is determined by reference to the limited partnership's NAV. The valuation of the hedge funds is based upon the hedge funds' latest financial statements adjusted for cash activity since that date and estimates of market valuations.

Deposit fund contracts

For funding agreements backing medium term notes, fair values are based on available market prices for the notes. For other funding agreements and annuities certain liabilities, fair values are estimated using discounted cash flow calculations based on interest rates currently being offered for similar contracts with maturities consistent with those remaining for the contracts being valued.

For all other deposit funds, estimated fair value is equal to account value.

NOTES TO FINANCIAL STATEMENTS

Premiums paid in advance

For premiums paid in advance, the carrying value of the liability approximates fair value.

Borrowed money

Borrowed money consists of intercompany borrowings, repurchase agreements and other financing arrangements. Due to the short-term nature of the transactions, the carrying value approximates fair value. The Company had no repurchase agreements as of September 30, 2019.

Amounts payable under securities lending

Amounts payable under securities lending consists of cash collateral received under securities lending agreements. The carrying value approximates fair value.

Separate accounts liabilities – deposit-type contracts

For deposit type contracts, which are funding agreements, the proceeds from which are invested primarily in fixed income securities, the carrying value of the liability approximates the fair value of the invested assets. These assets are valued using the same methods described for separate accounts assets.

- D.

If it is not practicable for an entity to estimate the fair value of that financial instrument or a class of financial instruments, the following shall be disclosed:

(1) – (2) Not applicable.
- E.

The following table provides additional information for investments that are measured at fair value using NAV as a practical expedient, as allowed under authoritative guidance, for investments that meet specified criteria:

September 30, 2019						
Category of Investment	Investment Strategy	Fair Value Determined Using NAV	Unfunded Commitments	Redemption Frequency	Redemption Notice Period	
Hedge fund	Long/short equity, futures, options, foreign exchange arbitrage	\$ 367,657,002	\$ —	Annual, Semi-Annual, Quarterly, Monthly, Daily	0 - 90 days (Assets subject to lock-up periods)	
Hedge fund	Distressed securities, multi-strategy	\$ 7,738,549	\$ —	Semi-Annual	60 days (Assets subject to lock-up periods)	
Private equity	Leverage buyout, mezzanine financing, distressed securities	\$ 791,102,934	\$ 520,548,948	N/A	N/A	
Collective investment trust	Investment grade fixed income	\$ 23,748,380	\$ —	On request	N/A	

21. Other Items

- A.

Unusual or Infrequent Items

Not applicable.
- B.

Troubled Debt Restructuring: Debtors

Not applicable.
- C.

Other Disclosures

No change.
- D.

Business Interruption Insurance Recoveries

Not applicable.
- E.

State Transferable and Non-Transferable Tax Credits

No change.
- F.

Subprime and Midprime Mortgage Related Risk Exposure

No change.
- G.

Retained Assets

No change.
- H.

Insurance-Linked Securities ("ILS") Contracts

Not applicable.

22. Events Subsequent

At November 13, 2019, the date the financial statements were available to be issued, there have been no events occurring subsequent to the close of the Company's books or accounts for the accompanying annual statement that would have a material effect on the financial condition of the Company.

NOTES TO FINANCIAL STATEMENTS

23. Reinsurance

A. Ceded Reinsurance Report

Section 1 – General Interrogatories

No change.

Section 2 – Ceded Reinsurance Report – Part A

No change.

Section 3 – Ceded Reinsurance Report – Part B

No change.

B. Uncollectible Reinsurance

Not applicable.

C. Commutation of Ceded Reinsurance

Not applicable.

D. Certified Reinsurer Rating Downgraded or Status Subject to Revocation

Not applicable.

E - G. Not applicable.

24. Retrospectively Rated Contracts and Contracts Subject to Redetermination

A – C. Not applicable.

D. No change.

E. Risk Sharing Provisions of the ACA

- (1) At September 30, 2019, the Company wrote accident and health insurance premiums which is subject to the ACA risk sharing provisions.
- (2) The impact of risk-sharing provisions of the ACA on admitted assets, liabilities and revenue for the Nine months ended September 30, 2019 are as follows:
- a. Permanent ACA Risk Adjustment Program
- Not applicable.
- b. Transitional ACA Reinsurance Program
- At September 30, 2019, the Company’s liability for contributions payable due to ACA reinsurance program (not reported as ceded premium) was \$1,449.
- c. Temporary ACA Risk Corridors Program
- Not applicable.
- (3) A roll-forward of prior year ACA risk-sharing provisions for the following liability balance at September 30, 2019 is as follows:

	Accrued During the Prior Year on Business Written Before December 31 of the Prior Year		Received or Paid as of the Current Year on Business Written Before December 31 of the Prior Year		Differences		Adjustments		Unsettled Balances as of the Reporting Date		
	1	2	3	4	Prior Year Accrued Less Payments	Prior Year Accrued Less	To Prior Year Balances	To Prior Year Balances	Cumulative Balance from Prior Years	Cumulative Balance from Prior Years	
					5	6	7	8	9	10	
Receivable	(Payable)	Receivable	(Payable)	Receivable	(Payable)	Receivable	(Payable)	Ref	Receivable	(Payable)	
b. Transitional ACA reinsurance program											
4. Liabilities for contributions payable due to ACA resinsurance program (not reported as ceded premium)	\$	— \$ 1,575	\$	— \$ —	\$	— \$ 1,575	\$	— \$ (126)	A	\$	— \$ 1,449
d. Total for ACA risk-sharing provisions	\$	— \$ 1,575	\$	— \$ —	\$	— \$ 1,575	\$	— \$ (126)		\$	— \$ 1,449

Explanation of Adjustments:

- A. 2 covered lives were removed during 2019.
- (4) The Company had no risk corridors asset and liability balances for the nine months ended September 30, 2019.
- (5) The Company had no ACA risk corridors receivable for the nine months ended September 30, 2019.

NOTES TO FINANCIAL STATEMENTS

25. Change in Incurred Losses and Loss Adjustment Expenses

- A. Claim reserves and unpaid claim liability at December 31, 2018 were \$1,371,511,489. As of September 30, 2019, \$151,868,088 has been paid for incurred losses and loss adjustment expenses attributable to insured events of prior years. Reserves remaining for prior years are now \$1,190,117,880 as a result of re-estimation of unpaid claims and claim adjustment expenses principally on group medical, disability income, Medicare supplement of insurance and long term care lines of insurance. Therefore, there has been a \$29,525,521 favorable prior-year development from December 31, 2018 to September 30, 2019. The decrease is generally the result of ongoing analysis of recent loss development trends. Original estimates are increased or decreased, as additional information becomes known regarding individual claims. The Company has no unfavorable prior year loss development on retrospectively rated policies included in this decrease. However, the business to which it relates is subject to premium adjustments.
- B. Not applicable.

26. Intercompany Pooling Arrangements

Not applicable.

27. Structured Settlements

No change.

28. Health Care Receivables

Not applicable.

29. Participating Policies

No change.

30. Premium Deficiency Reserves

No change.

31. Reserves for Life Contracts and Annuity Contracts

No change.

32. Analysis of Annuity Actuarial Reserves and Deposit-Type Liabilities by Withdrawal Characteristics

No change.

33. Premium and Annuity Considerations Deferred and Uncollected

No change.

34. Separate Accounts

- A. Separate Accounts Activity
 - No change.
- B. General Nature and Characteristics of Separate Accounts Business
 - No change.
- C. Reconciliation of Net Transfers To (From) Separate Accounts
 - No change.

35. Loss/Claim Adjustment Expenses

No change.

STATEMENT AS OF SEPTEMBER 30, 2019 OF THE NEW YORK LIFE INSURANCE COMPANY

GENERAL INTERROGATORIES

PART 1 - COMMON INTERROGATORIES

GENERAL

1.1

Did the reporting entity experience any material transactions requiring the filing of Disclosure of Material Transactions with the State of Domicile, as required by the Model Act?

Yes [] No [X]

1.2

If yes, has the report been filed with the domiciliary state?

Yes [] No []

2.1

Has any change been made during the year of this statement in the charter, by-laws, articles of incorporation, or deed of settlement of the reporting entity?

Yes [] No [X]

2.2

If yes, date of change:

3.1

Is the reporting entity a member of an Insurance Holding Company System consisting of two or more affiliated persons, one or more of which is an insurer?

If yes, complete Schedule Y, Parts 1 and 1A.

Yes [X] No []

3.2

Have there been any substantial changes in the organizational chart since the prior quarter end?

Yes [] No [X]

3.3

If the response to 3.2 is yes, provide a brief description of those changes.

3.4

Is the reporting entity publicly traded or a member of a publicly traded group?

Yes [] No [X]

3.5

If the response to 3.4 is yes, provide the CIK (Central Index Key) code issued by the SEC for the entity/group.

4.1

Has the reporting entity been a party to a merger or consolidation during the period covered by this statement?

If yes, complete and file the merger history data file with the NAIC for the annual filing corresponding to this period.

Yes [] No [X]

4.2

If yes, provide the name of the entity, NAIC Company Code, and state of domicile (use two letter state abbreviation) for any entity that has ceased to exist as a result of the merger or consolidation.

1	2	3
Name of Entity	NAIC Company Code	State of Domicile

5.

If the reporting entity is subject to a management agreement, including third-party administrator(s), managing general agent(s), attorney-in-fact, or similar agreement, have there been any significant changes regarding the terms of the agreement or principals involved?

If yes, attach an explanation.

Yes [] No [] N/A [X]

6.1

State as of what date the latest financial examination of the reporting entity was made or is being made.

12/31/2014

6.2

State the as of date that the latest financial examination report became available from either the state of domicile or the reporting entity. This date should be the date of the examined balance sheet and not the date the report was completed or released.

12/31/2014

6.3

State as of what date the latest financial examination report became available to other states or the public from either the state of domicile or the reporting entity. This is the release date or completion date of the examination report and not the date of the examination (balance sheet date).

06/30/2016

6.4

By what department or departments?
New York State Department of Financial Services in conjunction with representatives of the other zones established by the NAIC.

6.5

Have all financial statement adjustments within the latest financial examination report been accounted for in a subsequent financial statement filed with Departments?

Yes [] No [] N/A [X]

6.6

Have all of the recommendations within the latest financial examination report been complied with?

Yes [] No [] N/A [X]

7.1

Has this reporting entity had any Certificates of Authority, licenses or registrations (including corporate registration, if applicable) suspended or revoked by any governmental entity during the reporting period?

Yes [] No [X]

7.2

If yes, give full information:

8.1

Is the company a subsidiary of a bank holding company regulated by the Federal Reserve Board?

Yes [] No [X]

8.2

If response to 8.1 is yes, please identify the name of the bank holding company.

8.3

Is the company affiliated with one or more banks, thrifts or securities firms?

Yes [X] No []

8.4

If response to 8.3 is yes, please provide below the names and location (city and state of the main office) of any affiliates regulated by a federal regulatory services agency [i.e. the Federal Reserve Board (FRB), the Office of the Comptroller of the Currency (OCC), the Federal Deposit Insurance Corporation (FDIC) and the Securities Exchange Commission (SEC)] and identify the affiliate's primary federal regulator.

1	2	3	4	5	6
Affiliate Name	Location (City, State)	FRB	OCC	FDIC	SEC
NYLIFE Securities LLC	New York, NY				YES.
NYLIFE Distributors LLC	Jersey City, NJ				YES.
Eagle Strategies LLC	New York, NY				YES.
New York Life Investment Management LLC	New York, NY				YES.
MacKay Shields LLC	New York, NY				YES.
GoldPoint Partners LLC	New York, NY				YES.
NYLIM Service Company LLC	Jersey City, NJ				YES.
Private Advisors, L.L.C.	Richmond, VA				YES.
Credit Value Partners, LLC	Greenwich, CT				YES.
NYL Investors LLC	New York, NY				YES.
IndexIQ Advisors LLC	New York, NY				YES.
Madison Capital Funding LLC	Chicago, IL				YES.
CHIPC Evergreen General, LLC	Greenwich, CT				YES.
CHIPC PE General, LLC	Greenwich, CT				YES.
CVP IV General LLC	Greenwich, CT				YES.
CVP CLO Advisors, LLC	Greenwich, CT				YES.
CVP CLO Manager, LLC	Greenwich, CT				YES.
Candriam Luxembourg S.C.A.	Luxembourg, LUX				YES.
Candriam France S.A.S.	Paris, FRA				YES.

STATEMENT AS OF SEPTEMBER 30, 2019 OF THE NEW YORK LIFE INSURANCE COMPANY

1	2	3	4	5	6
Affiliate Name	Location (City, State)	FRB	OCC	FDIC	SEC
Candriam Belgium S.A.	Brussels, BEL				YES

STATEMENT AS OF SEPTEMBER 30, 2019 OF THE NEW YORK LIFE INSURANCE COMPANY

GENERAL INTERROGATORIES

- 9.1

Are the senior officers (principal executive officer, principal financial officer, principal accounting officer or controller, or persons performing similar functions) of the reporting entity subject to a code of ethics, which includes the following standards?
(a) Honest and ethical conduct, including the ethical handling of actual or apparent conflicts of interest between personal and professional relationships;
(b) Full, fair, accurate, timely and understandable disclosure in the periodic reports required to be filed by the reporting entity;
(c) Compliance with applicable governmental laws, rules and regulations;
(d) The prompt internal reporting of violations to an appropriate person or persons identified in the code; and
(e) Accountability for adherence to the code.

Yes [X] No []
- 9.11

If the response to 9.1 is No, please explain:
- 9.2

Has the code of ethics for senior managers been amended?

Yes [] No [X]
- 9.21

If the response to 9.2 is Yes, provide information related to amendment(s).
- 9.3

Have any provisions of the code of ethics been waived for any of the specified officers?

Yes [] No [X]
- 9.31

If the response to 9.3 is Yes, provide the nature of any waiver(s).

FINANCIAL

- 10.1

Does the reporting entity report any amounts due from parent, subsidiaries or affiliates on Page 2 of this statement?

Yes [X] No []
- 10.2

If yes, indicate any amounts receivable from parent included in the Page 2 amount:

\$

INVESTMENT

- 11.1

Were any of the stocks, bonds, or other assets of the reporting entity loaned, placed under option agreement, or otherwise made available for use by another person? (Exclude securities under securities lending agreements.)

Yes [] No [X]
- 11.2

If yes, give full and complete information relating thereto:
12.

Amount of real estate and mortgages held in other invested assets in Schedule BA:

\$1,701,583,159
13.

Amount of real estate and mortgages held in short-term investments:

\$
- 14.1

Does the reporting entity have any investments in parent, subsidiaries and affiliates?

Yes [X] No []
- 14.2

If yes, please complete the following:
- | | 1 | 2 |
|---|---|--|
| | Prior Year-End
Book/Adjusted
Carrying Value | Current Quarter
Book/Adjusted
Carrying Value |
| 14.21 Bonds | \$2,760,465,941 | \$2,722,204,420 |
| 14.22 Preferred Stock | \$ | \$ |
| 14.23 Common Stock | \$8,889,504,505 | \$9,518,948,021 |
| 14.24 Short-Term Investments | \$ | \$ |
| 14.25 Mortgage Loans on Real Estate | \$ | \$ |
| 14.26 All Other | \$4,388,232,524 | \$5,116,393,103 |
| 14.27 Total Investment in Parent, Subsidiaries and Affiliates (Subtotal Lines 14.21 to 14.26) | \$16,038,202,970 | \$17,357,545,544 |
| 14.28 Total Investment in Parent included in Lines 14.21 to 14.26 above | \$ | \$ |
- 15.1

Has the reporting entity entered into any hedging transactions reported on Schedule DB?

Yes [X] No []
- 15.2

If yes, has a comprehensive description of the hedging program been made available to the domiciliary state?
If no, attach a description with this statement.

Yes [X] No []
16.

For the reporting entity's security lending program, state the amount of the following as of the current statement date:
- 16.1

Total fair value of reinvested collateral assets reported on Schedule DL, Parts 1 and 2.

\$664,706,994
- 16.2

Total book adjusted/carrying value of reinvested collateral assets reported on Schedule DL, Parts 1 and 2

\$664,363,415
- 16.3

Total payable for securities lending reported on the liability page.

\$651,675,666

STATEMENT AS OF SEPTEMBER 30, 2019 OF THE NEW YORK LIFE INSURANCE COMPANY

GENERAL INTERROGATORIES

17. Excluding items in Schedule E - Part 3 - Special Deposits, real estate, mortgage loans and investments held physically in the reporting entity's offices, vaults or safety deposit boxes, were all stocks, bonds and other securities, owned throughout the current year held pursuant to a custodial agreement with a qualified bank or trust company in accordance with Section 1, III - General Examination Considerations, F. Outsourcing of Critical Functions, Custodial or Safekeeping Agreements of the NAIC Financial Condition Examiners Handbook? Yes [X] No []
- 17.1 For all agreements that comply with the requirements of the NAIC Financial Condition Examiners Handbook, complete the following:

1 Name of Custodian(s)	2 Custodian Address
JPMorgan Chase	270 Park Avenue, New York, NY 10017
The Bank of New York Mellon	240 Greenwich Street, New York, NY 10286
The Northern Trust Company	50 S LaSalle Street, Chicago, IL 60603
RBC Investor & Treasury Services	155 Wellington Street West, Toronto ON M5V 3L3, Canada
RBC Investor & Treasury Services	14, Porte de France L-4360 Esch-sur-Alzette, Luxembourg

- 17.2 For all agreements that do not comply with the requirements of the NAIC Financial Condition Examiners Handbook, provide the name, location and a complete explanation:

1 Name(s)	2 Location(s)	3 Complete Explanation(s)

- 17.3 Have there been any changes, including name changes, in the custodian(s) identified in 17.1 during the current quarter? Yes [] No [X]
- 17.4 If yes, give full information relating thereto:

1 Old Custodian	2 New Custodian	3 Date of Change	4 Reason

- 17.5 Investment management – Identify all investment advisors, investment managers, broker/dealers, including individuals that have the authority to make investment decisions on behalf of the reporting entity. For assets that are managed internally by employees of the reporting entity, note as such. ["...that have access to the investment accounts"; "...handle securities"]

1 Name of Firm or Individual	2 Affiliation
NYL Investors LLC	A
Madison Capital Funding LLC	A
MacKay Shields LLC	A
Goldpoint Partners LLC	A
Private Advisors, LLC	A

- 17.5097 For those firms/individuals listed in the table for Question 17.5, do any firms/individuals unaffiliated with the reporting entity (i.e. designated with a "U") manage more than 10% of the reporting entity's assets? Yes [] No [X]
- 17.5098 For firms/individuals unaffiliated with the reporting entity (i.e. designated with a "U") listed in the table for Question 17.5, does the total assets under management aggregate to more than 50% of the reporting entity's assets? Yes [] No [X]

- 17.6 For those firms or individuals listed in the table for 17.5 with an affiliation code of "A" (affiliated) or "U" (unaffiliated), provide the information for the table below.

1	2	3	4	5
Central Registration Depository Number	Name of Firm or Individual	Legal Entity Identifier (LEI)	Registered With	Investment Management Agreement (IMA) Filed
169553	NYL Investors LLC	5493000EG09W0QURS721	SEC	DS
158808	Madison Capital Funding LLC	n/a	SEC	NO
107717	MacKay Shields LLC	549300Y7LLC0FU7R8H16	SEC	DS
116776	Goldpoint Partners LLC	n/a	SEC	DS
109247	Private Advisors, LLC	549300IU80R0DD8ECQ33	SEC	DS

- 18.1 Have all the filing requirements of the Purposes and Procedures Manual of the NAIC Investment Analysis Office been followed? Yes [] No [X]
- 18.2 If no, list exceptions:
Initial filings that were not made within 120 days of purchase including:
- Filings that have been submitted but not yet rated by the SVO:12
19. By self-designating 5GI securities, the reporting entity is certifying the following elements for each self-designated 5GI security:
a. Documentation necessary to permit a full credit analysis of the security does not exist or an NAIC CRP credit rating for an FE or PL security is not available.
b. Issuer or obligor is current on all contracted interest and principal payments.
c. The insurer has an actual expectation of ultimate payment of all contracted interest and principal.
Has the reporting entity self-designated 5GI securities? Yes [X] No []

20. By self-designating PLGI securities, the reporting entity is certifying the following elements of each self-designated PLGI security:
a. The security was purchased prior to January 1, 2018.
b. The reporting entity is holding capital commensurate with the NAIC Designation reported for the security.
c. The NAIC Designation was derived from the credit rating assigned by an NAIC CRP in its legal capacity as a NRSRO which is shown on a current private letter rating held by the insurer and available for examination by state insurance regulators.
d. The reporting entity is not permitted to share this credit rating of the PL security with the SVO.
Has the reporting entity self-designated PLGI securities? Yes [] No [X]

GENERAL INTERROGATORIES

PART 2 - LIFE AND ACCIDENT AND HEALTH COMPANIES/FRATERNAL BENEFIT SOCIETIES

Life and Accident Health Companies/Fraternal Benefit Societies:

1.

Report the statement value of mortgage loans at the end of this reporting period for the following categories:

1

Amount

1.1

Long-Term Mortgages In Good Standing

1.11

Farm Mortgages

\$

1.12

Residential Mortgages

\$

2,924,126

1.13

Commercial Mortgages

\$

17,465,000,371

1.14

Total Mortgages in Good Standing

\$

17,467,924,497

1.2

Long-Term Mortgages In Good Standing with Restructured Terms

1.21

Total Mortgages in Good Standing with Restructured Terms

\$

1.3

Long-Term Mortgage Loans Upon which Interest is Overdue more than Three Months

1.31

Farm Mortgages

\$

1.32

Residential Mortgages

\$

1.33

Commercial Mortgages

\$

1.34

Total Mortgages with Interest Overdue more than Three Months

\$

1.4

Long-Term Mortgage Loans in Process of Foreclosure

1.41

Farm Mortgages

\$

1.42

Residential Mortgages

\$

1.43

Commercial Mortgages

\$

1.44

Total Mortgages in Process of Foreclosure

\$

1.5

Total Mortgage Loans (Lines 1.14 + 1.21 + 1.34 + 1.44) (Page 2, Column 3, Lines 3.1 + 3.2)

\$

17,467,924,497

1.6

Long-Term Mortgages Foreclosed, Properties Transferred to Real Estate in Current Quarter

1.61

Farm Mortgages

\$

1.62

Residential Mortgages

\$

1.63

Commercial Mortgages

\$

1.64

Total Mortgages Foreclosed and Transferred to Real Estate

\$

2.

Operating Percentages:

2.1

A&H loss percent

61.650 %

2.2

A&H cost containment percent

0.000 %

2.3

A&H expense percent excluding cost containment expenses

28.856 %

3.1

Do you act as a custodian for health savings accounts?

Yes [] No [X]

3.2

If yes, please provide the amount of custodial funds held as of the reporting date

\$

3.3

Do you act as an administrator for health savings accounts?

Yes [] No [X]

3.4

If yes, please provide the balance of the funds administered as of the reporting date

\$

4.

Is the reporting entity licensed or chartered, registered, qualified, eligible or writing business in at least two states?

Yes [X] No []

4.1

If no, does the reporting entity assume reinsurance business that covers risks residing in at least one state other than the state of domicile of the reporting entity?

Yes [] No []

Fraternal Benefit Societies Only:

5.1

In all cases where the reporting entity has assumed accident and health risks from another company, provisions should be made in this statement on account of such reinsurances for reserve equal to that which the original company would have been required to establish had it retained the risks. Has this been done?

Yes [] No [] N/A []

5.2

If no, explain:

6.1

Does the reporting entity have outstanding assessments in the form of liens against policy benefits that have increased surplus?

Yes [] No []

6.2

If yes, what is the date(s) of the original lien and the total outstanding balance of liens that remain in surplus?

Date	Outstanding Lien Amount

Showing All New Reinsurance Treaties - Current Year to Date

10

STATEMENT AS OF SEPTEMBER 30, 2019 OF THE NEW YORK LIFE INSURANCE COMPANY

SCHEDULE T - PREMIUMS AND ANNUITY CONSIDERATIONS

Current Year To Date - Allocated by States and Territories

States, Etc.			1	Direct Business Only					
				Life Contracts		4 Accident and Health Insurance Premiums, Including Policy, Membership and Other Fees	5 Other Considerations	6 Total Columns 2 Through 5	7 Deposit-Type Contracts
				2	3				
			Active Status (a)	Life Insurance Premiums	Annuity Considerations				
1.	Alabama	AL	L	73,548,137	763,756	5,838,498	27,637,276	107,787,667	
2.	Alaska	AK	L	32,014,409	884,600	1,638,453	1,325,070	35,862,532	
3.	Arizona	AZ	L	75,783,715	4,569,644	6,712,142	27,496,682	114,562,183	
4.	Arkansas	AR	L	34,030,310	2,418,895	3,164,241	797,620	40,411,066	
5.	California	CA	L	887,188,171	63,218,952	51,424,721	291,228,248	1,293,060,092	
6.	Colorado	CO	L	78,491,187	43,826,137	7,070,044	3,502,881	132,890,249	
7.	Connecticut	CT	L	66,287,235	9,768,804	4,276,627	19,162,719	99,495,385	
8.	Delaware	DE	L	15,237,137	378,385,962	960,454	4,099,607	398,683,160	4,642,201,980
9.	District of Columbia	DC	L	11,734,040	3,496,895	995,911	34,452,320	50,679,166	
10.	Florida	FL	L	290,711,798	14,759,093	20,644,912	45,167,163	371,282,966	
11.	Georgia	GA	L	162,106,702	4,452,332	8,363,175	149,872,221	324,794,430	
12.	Hawaii	HI	L	35,272,147	5,682,019	3,255,714	28,173,795	72,383,675	
13.	Idaho	ID	L	18,662,935	2,251,448	1,781,007	13,425,986	36,121,376	
14.	Illinois	IL	L	191,717,790	7,897,002	11,406,807	70,291,300	281,312,899	
15.	Indiana	IN	L	51,936,581	37,489,852	3,086,144	68,561,768	161,074,345	150,782,934
16.	Iowa	IA	L	55,534,359	271,168	6,003,966	81,435,083	143,244,576	43,000,000
17.	Kansas	KS	L	47,892,712	3,597,992	4,317,526	(275,725)	55,532,505	
18.	Kentucky	KY	L	53,257,455	3,341,253	3,595,284	13,712,489	73,906,481	
19.	Louisiana	LA	L	122,971,334	5,976,423	7,464,893	(311,241)	136,101,409	
20.	Maine	ME	L	13,701,834	1,048,590	1,282,653	4,163,456	20,196,533	
21.	Maryland	MD	L	119,465,731	17,694,514	9,092,552	4,619,060	150,871,857	
22.	Massachusetts	MA	L	185,706,943	14,673,164	10,426,520	69,929,550	280,736,177	
23.	Michigan	MI	L	88,982,730	6,078,731	6,301,646	42,816,625	144,179,732	
24.	Minnesota	MN	L	54,237,686	4,251,703	4,303,670	18,339,606	81,132,665	
25.	Mississippi	MS	L	45,498,886	1,915,446	3,582,407		50,996,739	
26.	Missouri	MO	L	69,113,693	5,928,588	6,165,144	70,689,071	151,896,496	
27.	Montana	MT	L	23,297,748	679,594	1,805,699	(23,032)	25,760,009	1,617,583
28.	Nebraska	NE	L	27,475,448	2,834,743	3,170,017	(7,519)	33,472,689	
29.	Nevada	NV	L	49,174,878	8,698,662	2,892,785	1,795,243	62,561,568	
30.	New Hampshire	NH	L	23,150,145	1,287,139	1,798,197	(459,978)	25,775,503	
31.	New Jersey	NJ	L	252,192,547	6,136,349	14,295,984	46,093,970	318,718,850	
32.	New Mexico	NM	L	33,140,704	2,617,118	2,527,475	57,650	38,342,947	1,500,000
33.	New York	NY	L	788,650,558	4,400,543	59,398,672	973,515,745	1,825,965,518	566,189,995
34.	North Carolina	NC	L	121,293,741	3,080,058	8,772,051	118,522,675	251,668,525	
35.	North Dakota	ND	L	14,811,629	4,175,990	1,166,726	(489)	20,153,856	
36.	Ohio	OH	L	131,650,368	9,088,249	10,995,060	41,589,490	193,323,167	
37.	Oklahoma	OK	L	48,869,993	10,361,159	5,103,255	12,173,185	76,507,592	
38.	Oregon	OR	L	41,186,652	4,225,356	3,554,958	16,195,212	65,162,178	
39.	Pennsylvania	PA	L	203,454,759	11,205,357	13,174,348	68,826,374	296,660,838	
40.	Rhode Island	RI	L	15,009,861	1,471,855	1,126,178	7,567,897	25,175,791	
41.	South Carolina	SC	L	83,354,842	4,097,628	6,502,443	44,904,939	138,859,852	
42.	South Dakota	SD	L	35,513,907	2,028,865	3,439,007	4,270,692	45,252,471	
43.	Tennessee	TN	L	74,055,238	4,497,556	6,353,163	39,460,847	124,366,804	
44.	Texas	TX	L	456,375,005	30,433,719	28,883,863	92,516,376	608,208,963	
45.	Utah	UT	L	39,026,254	2,689,559	2,157,793	1,972,049	45,845,655	
46.	Vermont	VT	L	10,116,012	1,752,141	955,235	516,948	13,340,336	
47.	Virginia	VA	L	165,025,596	9,825,489	14,402,133	27,330,069	216,583,287	
48.	Washington	WA	L	135,716,046	7,564,856	9,428,787	73,374,347	226,084,036	
49.	West Virginia	WV	L	22,308,827	428,047	1,346,050	1,411,497	25,494,421	
50.	Wisconsin	WI	L	54,618,598	12,343,022	4,349,136	75,468,536	146,779,292	
51.	Wyoming	WY	L	15,159,940	1,029,727	1,213,222	(12,218)	17,390,671	
52.	American Samoa	AS	N						
53.	Guam	GU	L	614,259		7,532		621,791	
54.	Puerto Rico	PR	L	2,716,880	49,787	401,255		3,167,922	
55.	U.S. Virgin Islands	VI	L	3,219,345		43,047		3,262,392	
56.	Northern Mariana Islands	MP	N						
57.	Canada	CAN	L	38,701,693		205,888	76,217	38,983,798	
58.	Aggregate Other Aliens	OT	XXX	21,293,054	195,700	179,067		21,667,821	
59.	Subtotal	XXX		5,812,260,184	791,841,231	402,804,137	2,737,449,352	9,744,354,904	5,405,292,492
90.	Reporting entity contributions for employee benefits plans	XXX							
91.	Dividends or refunds applied to purchase paid-up additions and annuities	XXX		1,180,838,454	3,480,894			1,184,319,348	
92.	Dividends or refunds applied to shorten endowment or premium paying period	XXX							
93.	Premium or annuity considerations waived under disability or other contract provisions	XXX		35,136,227		6,197,206		41,333,433	
94.	Aggregate or other amounts not allocable by State	XXX		473,351,126				473,351,126	
95.	Totals (Direct Business)	XXX		7,501,585,991	795,322,125	409,001,343	2,737,449,352	11,443,358,811	5,405,292,492
96.	Plus Reinsurance Assumed	XXX		288,118,874		4,438,325		292,557,199	
97.	Totals (All Business)	XXX		7,789,704,865	795,322,125	413,439,668	2,737,449,352	11,735,916,010	5,405,292,492
98.	Less Reinsurance Ceded	XXX		355,110,192		20,490,905		375,601,097	
99.	Totals (All Business) less Reinsurance Ceded	XXX		7,434,594,673	795,322,125	392,948,763	2,737,449,352	11,360,314,913	5,405,292,492
DETAILS OF WRITE-INS									
58001.	ZZZ other alien	XXX		21,293,054	195,700	179,067		21,667,821	
58002.		XXX							
58003.		XXX							
58998.	Summary of remaining write-ins for Line 58 from overflow page	XXX							
58999.	Totals (Lines 58001 through 58003 plus 58998)(Line 58 above)	XXX		21,293,054	195,700	179,067		21,667,821	
9401.	Paid-up additions applied as credits	XXX		439,207,157				439,207,157	
9402.	Dividend Accumulations applied as premium or annuity considerations in states that do not allow a dividend deduction	XXX		34,143,969				34,143,969	
9403.		XXX							
9498.	Summary of remaining write-ins for Line 94 from overflow page	XXX							
9499.	Totals (Lines 9401 through 9403 plus 9498)(Line 94 above)	XXX		473,351,126				473,351,126	

(a) Active Status Counts:
L - Licensed or Chartered - Licensed Insurance carrier or domiciled RRG.....55 R - Registered - Non-domiciled RRGs.....

STATEMENT AS OF SEPTEMBER 30, 2019 OF THE NEW YORK LIFE INSURANCE COMPANY

E - Eligible - Reporting entities eligible or approved to write surplus lines in the state..... Q - Qualified - Qualified or accredited reinsurer.
N - None of the above - Not allowed to write business in the state.....2

Direct Ordinary premiums, Annuities and Individual Accident and Health premiums are allocated by States on the basis of the address to which the premium notice is sent. Single premiums are allocated according to the residence of the insured, owner, or annuitant or the address designated to which business communication should be sent. Generally, Group Life, Group Health, and Group Annuity contracts are allocated according to the residence of the individual for whom benefits are purchased or provided. For certain Employer sponsored Group Life and Group Health policies covering less than 500 lives, the premiums received are generally allocated to the state in which the employees are principally located or in which the principal office of the group policyholder is located. Deposit-Type Funds are state distributed based on where the contract is issued. This is usually the state where the principal office of the plan sponsor is located. The plan sponsor is typically the employer who establishes the pension plan. Premium or annuities waived under disability or other contract provisions are shown in one sum on Line 93, columns 2, 3, 4, 5, 6, and 7. All US business are allocated by state regardless of license status. Dividends applied to pay renewal premiums and considerations for annuities are state distributed.

SCHEDULE Y - INFORMATION CONCERNING ACTIVITIES OF INSURER MEMBERS OF A HOLDING COMPANY GROUP
PART 1 - ORGANIZATIONAL CHART

The following entities are directly controlled by New York Life Insurance Company (Parent) (entities that are indented are directly controlled by the preceding entity).

12

New York Life Insurance and Annuity Corporation (91596) (DE)
NYLIFE Insurance Company of Arizona (81353) (AZ)
New York Life Enterprises LLC (See page 12.2 for entity's org chart) (DE)
NYLIFE LLC (See page 12.2 for entity's org chart) (DE)
NYL Investors LLC (See page 12.3 for entity's org chart) (DE)
Madison Capital Funding LLC (See page 12.2 for entity's org chart) (DE)
New York Life Investment Management Holdings LLC (See page 12.4 for entity's org chart) (DE)
NYLife Real Estate Holdings LLC (See page 12.10 for entity's org chart) (DE)
NYL Real Assets LLC (DE)
NYL Emerging Manager LLC (DE)
NYL Wind Investments LLC (DE)
NYLIC HKP Member LLC (DE)
NYLIM Jacob Ballas India Holdings IV (MUS)
NYLIM Flatiron CLO 2004-1 Ltd. (CYM)
 NYLIM Flatiron CLO 2004-1 Equity Holdings LLC, Series A (DE)
NYLIM Flatiron CLO 2006-1 Ltd. (CYM)
 NYLIM Flatiron CLO 2006-1 Equity Holdings LLC, Series A (DE)
Flatiron CLO 2007-1 Ltd. (CYM)
 NYLIM Flatiron CLO 2007-1 Equity Holdings LLC, Series A (CYM)
Flatiron CLO 2011-1 Ltd. (CYM)
Flatiron CLO 2012-1 Ltd. (CYM)
Flatiron CLO 2013-1 Ltd. (CYM)
Flatiron CLO 2014-1 Ltd. (CYM)
Flatiron CLO 2015-1 Ltd (CYM)
Flatiron CLO 17 Ltd. (CYM)
Flatiron CLO 18 Ltd. (CYM)
Flatiron CLO 18 Funding Ltd. (CYM)
Stratford CDO 2001-1 Ltd. (CYM)
Silverado CLO 2006-II Limited (CYM)
 Silverado CLO 2006-II Equity Holdings LLC, Series A (CYM)
Silver Spring, LLC (DE)
 Silver Spring Associates, L.P. (PA)
SCP 2005-C21-002 LLC (DE)
SCP 2005-C21-003 LLC (DE)
SCP 2005-C21-006 LLC (DE)
SCP 2005-C21-007-LLC (DE)
SCP 2005-C21-008 LLC (DE)
SCP 2005-C21-009 LLC (DE)
SCP 2005-C21-017 LLC (DE)
SCP 2005-C21-018 LLC (DE)
SCP 2005-C21-021 LLC (DE)
SCP 2005-C21-025 LLC (DE)
SCP 2005-C21-031 LLC (DE)
SCP 2005-C21-036 LLC (DE)
SCP 2005-C21-041 LLC (DE)
SCP 2005-C21-043 LLC (DE)
SCP 2005-C21-044 LLC (DE)
SCP 2005-C21-048 LLC (DE)

SCP 2005-C21-061 LLC (DE)
SCP 2005-C21-063 LLC (DE)
SCP 2005-C21-067 LLC (DE)
SCP 2005-C21-069 LLC (DE)
SCP 2005-C21-070 LLC (DE)
NYMH-Ennis GP, LLC (DE)
 NYMH-Ennis, L.P. (TX)
NYMH-Freeport GP, LLC (DE)
 NYMH-Freeport, L.P. (TX)
NYMH-Houston GP, LLC (DE)
 NYMH-Houston, L.P. (TX)
NYMH-Plano GP, LLC (DE)
 NYMH-Plano, L.P. (TX)
NYMH-San Antonio GP, LLC (DE)
 NYMH-San Antonio, L.P. (TX)
NYMH-Stephenville GP, LLC (DE)
 NYMH-Stephenville, L.P. (TX)
NYMH-Taylor GP, LLC (DE)
 NYMH-Taylor, L.P. (TX)
NYMH-Attleboro MA, LLC (DE)
NYMH-Farmingdale, NY, LLC (DE)
NYLMDC-King of Prussia GP, LLC (DE)
 NYLMDC-King of Prussia Realty, LP (DE)
2015 DIL PORTFOLIO HOLDINGS LLC (DE)
 PA 180 KOST RD LLC (DE)
2017 CT REO HOLDINGS LLC (DE)
Cortlandt Town Center LLC (DE)
REEP-IND 10 WEST AZ LLC (DE)
REEP-IND 4700 Nall TX LLC (DE)
REEP-IND Aegean MA LLC (DE)
REEP-IND Alpha TX LLC (DE)
REEP-IND MCP VIII NC LLC (DE)
REEP-IND CHINO CA LLC (DE)
REEP-IND FREEDOM MA LLC (DE)
REEP-IND Fridley MN LLC (MN)
REEP-IND Green Oaks IL LLC (DE)
REEP-IND Kent LLC (DE)
REEP-IND LYMAN MA LLC (DE)
REEP-IND MCP II NC LLC (DE)
REEP-IND MCP III NC LLC (DE)
REEP-IND MCP IV NC LLC (DE)
REEP-IND MCP V NC LLC (DE)
REEP-IND MCP VII NC LLC (DE)
REEP-IND RTG NC LLC (DE)
REEP-IND Simonton TX LLC (DE)
REEP-IND Valley View TX LLC (DE)
REEP-IND Valwood TX LLC (DE)
REEP-MF 960 East Paces Ferry GA LLC (DE)

SCHEDULE Y - INFORMATION CONCERNING ACTIVITIES OF INSURER MEMBERS OF A HOLDING COMPANY GROUP
PART 1 - ORGANIZATIONAL CHART

New York Life Insurance Company (Parent) (continued)

REEP-MF 960 EPF Opco GA LLC (DE)
REEP-MF Gateway TAF UT LLC (DE)
 REEP-WP Gateway TAB JV LLC (DE)
REEP-MF Issaquah WA LLC (DE)
REEP-MF Mount Vernon GA LLC (DE)
REEP-MF Mount Laurel NJ LLC (DE)
REEP-MF Verde NC LLC (DE)
REEP-MF Wallingford WA LLC (DE)
REEP-OFC Bellevue WA LLC (DE)
REEP-OFC WATER RIDGE NC HOLDCO LLC (DE)
REEP-OFC ONE WATER RIDGE NC LLC (DE)
REEP-OFC TWO WATER RIDGE NC LLC (DE)
REEP-OFC FOUR WATER RIDGE NC LLC (DE)
REEP-OFC FIVE WATER RIDGE NC LLC (DE)
REEP-OFC SIX WATER RIDGE NC LLC (DE)
REEP-OFC SEVEN WATER RIDGE NC LLC (DE)
REEP-OFC EIGHT WATER RIDGE NC LLC (DE)
REEP-OFC NINE WATER RIDGE NC LLC (DE)
REEP-OFC TEN WATER RIDGE NC LLC (DE)
REEP-OFC ELEVEN WATER RIDGE NC LLC (DE)
REEP-MF FOUNTAIN PLACE MN LLC (DE)
 REEP-MF FOUNTAIN PLACE LLC (DE)
REEP-OFC 2300 Empire CA LLC (DE)
REEP-IND 10 WEST II AZ LLC (DE)
REEP-RTL Flemington NJ LLC (DE)
REEP-RTL Mill Creek NJ LLC (DE)
NJIND Raritan Center LLC (DE)
NJIND Talmadge Road LLC (DE)
NJIND Melrich Road LLC (DE)
FP Building 18, LLC (DE)
FP Building 19, LLC (DE)
PTC Acquisitions, LLC (DE)
Martingale Road LLC (DE)
New York Life Funding (CYM)
New York Life Global Funding (DE)
NYL Equipment Issuance Trust (DE)
NYL Equipment Issuance Trust 2014-2 (DE)
Government Energy Savings Trust 2003-A (NY)
UFI-NOR Federal Receivables Trust, Series 2009B (NY)
JREP Fund Holdings I, L.P. (CYM)
Jaguar Real Estate Partners L.P. (CYM)
NYLIFE Office Holdings Member LLC (DE)
 NYLIFE Office Holdings LLC (DE)
 NYLIFE Office Holdings REIT LLC (DE)
 REEP-OFC DRAKES LANDING CA LLC (DE)
 REEP-OFC CORPORATE POINTE CA LLC (DE)
 REEP-OFC VON KARMAN CA LLC (DE)
 REEP-OFC ONE BOWDOIN SQUARE MA LLC (DE)

REEP-OFC 525 N Tryon NC LLC (DE)
 525 Charlotte Office LLC (DE)
NYLIFE Office Holdings Acquisition REIT LLC (DE)
 REEP-OFC Westory DC LLC (DE)
MSVEF Investor LLC (DE)
 MSVEF Feeder LP (DE)
 MSVEF REIT LLC (DE)
 Madison Square Value Enhancement Fund LP (DE)
 MSVEF-MF Evanston GP LLC (DE)
 MSVEF-MF Evanston IL LP (DE)

SCHEDULE Y - INFORMATION CONCERNING ACTIVITIES OF INSURER MEMBERS OF A HOLDING COMPANY GROUP
PART 1 - ORGANIZATIONAL CHART

New York Life Enterprises LLC

SEAF Sichuan SME Investment Fund LLC (DE)
New York Life International Holdings Limited (MUS)
MAX Ventures and Industries Limited (IND)
NYL Cayman Holdings Ltd. (CYM)
NYL Worldwide Capital Investments LLC (DE)
Seguros Monterrey New York Life, S.A. de C.V. (MEX)
Administradora de Conductos SMNYL, S.A. de C.V. (MEX)
Agencias de Distribucion SMNYL, S.A. de C.V. (MEX)
Inmobiliaria SMNYL, S.A. de C.V. (MEX)

NYLIFE LLC

Eagle Strategies LLC (DE)
New York Life Capital Corporation (DE)
New York Life Trust Company (NY)
NYL Executive Benefits LLC (DE)
NYLIFE Securities LLC (DE)
NYLINK Insurance Agency Incorporated (DE)
NYLUK I Company (GBR)
NYLUK II Company (GBR)
Gresham Mortgage (GBR)
W Construction Company (GBR)
WUT (GBR)
WIM (AIM) (GBR)

Madison Capital Funding LLC

MCF Co-Investment GP LLC (DE)
MCF Co-Investment GP LP (DE)
Madison Capital Funding Co-Investment Fund LP (DE)
Madison Avenue Loan Fund GP LLC (DE)
Madison Avenue Loan Fund LP (DE)
MCF Fund I LLC (DE)
MCF Hanwha Fund LLC (DE)
Ironshore Investment BL I Ltd. (BMU)
MCF CLO IV LLC (DE)
MCF CLO V LLC (DE)
MCF CLO VI LLC (DE)
MCF CLO VII LLC (DE)
MCF CLO VIII Ltd. (DE)
MCF CLO VIII LLC (DE)
MCF CLO IX Ltd. (CYM)
MCF CLO IX LLC (DE)
MCF KB Fund LLC (DE)
MCF KB Fund II LLC (DE)
MCF Hyundai Fund LLC (DE)
Montpelier Carry Parent, LLC (DE)
Montpelier Carry, LLC (DE)
Montpelier GP, LLC (DE)
Montpelier Fund, L.P. (DE)
MCF Mezzanine Carry I LLC (DE)
MCF Mezzanine Fund I LLC (DE)
MCF PD Fund GP LLC (DE)
MCF PD Fund LP (DE)
MCF Senior Debt Funds 2019-I GP LLC (DE)
MCF Senior Debt Fund 2019-I LP (DE)
Warwick Seller Representative, LLC (DE)
Young America Holdings, LLC (DE)
YAC.ECOM Incorporated (MN)
Young America, LLC (MN)
Global Fulfillment Services, Inc. (AZ)
SourceOne Worldwide, Inc. (MN)
YA Canada Corporation (CAN)
Zenith Products Holdings, Inc. (DE)
ZPC Holding Corp. (DE)
Zenith Products Corporation (DE)

SCHEDULE Y - INFORMATION CONCERNING ACTIVITIES OF INSURER MEMBERS OF A HOLDING COMPANY GROUP
PART 1 - ORGANIZATIONAL CHART

NYL Investors LLC

NYL Investors (U.K.) Limited (GBR)
NYL Investors REIT Manager LLC (DE)
NYLIM Holdings NCVAD, GP, LLC (DE)
 McMorgan Northern California Value Add/Development Fund I, LP (DE)
 MNCVAD-IND Norris Canyon CA LL (DE)
 MNCVAD-CP Norris Canyon LLC (DE)
 MNCVAD-OFC 2665 NORTH FIRST CA LLC (DE)
 MNCVAD-SEAGATE 2665 NORTH FIRST LLC (DE)
 MNCVAD-OFC Bridgepointe CA LLC (DE)
 MNCVAD-OFC RIDDER PARK CA LLC (DE)
 MNCVAD-GRAYMARK RIDDER PARK LLC (DE)
 MNCVAD-OFC ONE BAY CA LLC (DE)
 MNCVAD-HARVEST ONE BAY LLC (DE)
 MNCVAD-IND RICHMOND CA LLC (DE)
NYL Investors NCVAD II GP, LLC (DE)
 McMorgan Northern California Value Add/Development Fund II, LP (DE)
 MNCVAD II-MF HENLEY CA LLC (DE)
 MNCVAD II-SP HENLEY JV LLC (DE)
 MNCVAD II-SP HENLEY OWNER LLC (DE)
 MNCVAD II-OFC 770 L Street CA LLC (DE)
 MNCVAD II-MF UNION CA LLC (DE)
 MNCVAD II- HOLLIDAY UNION JV LLC (DE)
 MNCVAD II-OFC HARBORS CA LLC (DE)
 MNCVAD II-SEAGATE HARBORS LLC (DE)
MSSDF Member LLC (DE)
 Madison Square Structured Debt Fund LP (DE)
MSSDF GP LLC (DE)
 MSSDF REIT LLC (DE)
 MSSDF REIT Funding Sub I LLC (DE)
MSVEF GP LLC (DE)
MCPF GP LLC (DE)
Madison Core Property Fund LP (DE)
 MCPF Holdings Manager LLC (DE)
 MCPF MA Holdings LLC (DE)
 MCPF Holdings LLC (DE)
 MIREF 1500 Quail, LLC (DE)
 MIREF Mill Creek, LLC (DE)
 MIREF Gateway, LLC (DE)
 MIREF Delta Court, LLC (DE)
 MIREF Fremont Distribution Center, LLC (DE)
 MIREF Century, LLC (DE)
 MIREF Saddle River LLC (DE)
 MIREF Newpoint Commons, LLC (DE)
 MIREF Northsight, LLC (DE)
 MIREF Riverside, LLC (DE)
 MIREF Corporate Woods, LLC (DE)
 MIREF Bedminster, LLC (DE)
 Barton's Lodge Apartments, LLC (DE)

MIREF Marketpointe, LLC (DE)
MIREF 101 East Crossroads, LLC (DE)
 101 East Crossroads, LLC (DE)
MIREF Hawthorne, LLC (DE)
MIREF Auburn 277, LLC (DE)
MIREF Sumner North, LLC (DE)
MIREF Wellington, LLC (DE)
MIREF Warner Center, LLC (DE)
MADISON-MF Duluth GA LLC (DE)
MADISON-OFC Centerstone I CA LLC (DE)
MADISON-OFC Centerstone III CA LLC (DE)
MADISON-MOB Centerstone IV CA LLC (DE)
MADISON-OFC Centerpoint Plaza CA LLC (DE)
MADISON-IND Logistics NC LLC (DE)
 MCPF-LRC Logistics LLC (DE)
MADISON-MF Desert Mirage AZ LLC (DE)
MADISON-OFC One Main Place OR LLC (DE)
MADISON-IND Fenton MO LLC (DE)
MADISON-IND Hitzert Roadway MO LLC (DE)
MADISON-MF Hoyt OR LLC (DE)
MADISON-RTL Clifton Heights PA LLC (DE)
MADISON-IND Locust CA LLC (DE)
MADISON-OFC Weston Pointe FL LLC (DE)
MADISON-MF Henderson NV LLC (DE)
 MCPF-SP Henderson LLC (DE)
 MADISON-SP Henderson LLC (DE)
MADISON-IND VISTA LOGISTICS OR LLC (DE)
 MADISON-SPECHT VISTA LOGISTICS LLC (DE)
MADISON-MF MCCADDEN CA LLC (DE)
MADISON-OFC 1201 WEST IL LLC (DE)
 MADISON-MCCAFFERY 1201 WEST IL LLC (DE)
MADISON-MF CRESTONE AZ LLC (DE)

SCHEDULE Y - INFORMATION CONCERNING ACTIVITIES OF INSURER MEMBERS OF A HOLDING COMPANY GROUP
PART 1 - ORGANIZATIONAL CHART

New York Life Investment Management Holdings LLC

New York Life Investment Management Asia Limited (CYM)	
MacKay Shields LLC (DE)	MacKay Shields US Equity Market Neutral Fund GP LLC (DE)
MacKay Shields Core Plus Opportunities Fund GP LLC (DE)	MacKay Cornerstone US Equity Market Neutral Fund LP (DE)
MacKay Shields Core Plus / Opportunities Fund LP (DE)	MacKay Shields Intermediate Bond Fund GP LLC (DE)
MacKay Municipal Managers Opportunities GP LLC (DE)	MacKay Shields Intermediate Bond Fund LP (DE)
MacKay Municipal Opportunities Master Fund, L.P. (DE)	MacKay Shields General Partner (L/S) LLC (DE)
MacKay Municipal Opportunities Fund, L.P. (DE)	MacKay Shields Long/Short Fund LP (DE)
MacKay Municipal Managers Credit Opportunities GP, LLC (DE)	MacKay Shields Long/Short Fund (Master) LP (DE)
MacKay Municipal Credit Opportunities Master Fund, L.P. (DE)	MacKay Municipal Managers Opportunities Allocation GP LLC (DE)
MacKay Municipal Credit Opportunities Fund, L.P. (DE)	MacKay Municipal Opportunities Allocation Master Fund LP (DE)
MacKay Municipal Credit Opportunities HL Fund, L.P. (DE)	MacKay Municipal Opportunities Allocation Fund A LP (DE)
MacKay Municipal Managers Credit Opportunities HL (Cayman) GP LLC (CYM)	MacKay Municipal Opportunities Allocation Fund B LP (DE)
MacKay Municipal Credit Opportunities HL (Cayman) Fund, LP (CYM)	MacKay Municipal Managers U.S. Infrastructure - Opportunities GP LLC (DE)
MacKay Municipal Short Term Opportunities Fund GP LLC (DE)	MacKay Municipal U.S. Infrastructure Opportunities Fund LP (DE)
MacKay Municipal Short Term Opportunities Fund LP (DE)	MacKay Municipal Managers High Yield Select GP LLC (DE)
Plainview Funds plc (IRL)	MacKay Municipal High Yield Select Fund LP (DE)
Plainview Funds plc - MacKay Shields Unconstrained Bond Portfolio (IRL)	CVP Holdings, LLC (DE)
Plainview Funds plc - MacKay Shields Floating Rate High Yield Portfolio (IRL)	CVP CLO Manager, LLC (DE)
Plainview Funds plc - MacKay Shields Core Plus Opportunities Portfolio (IRL)	CVP CLO Holdings GP LLC (DE)
MacKay Shields Statutory Trust – High Yield Bond Series (CT)	CVP CLO Holdings, LP (CYM)
Plainview Funds plc - MacKay Shields High Yield Crossover Portfolio (IRL)	CVP CLO Advisors, LLC (DE)
MacKay Shields High Yield Active Core Fund GP LLC (DE)	Credit Value Partners, LLC (DE)
MacKay Shields High Yield Active Core Fund LP (DE)	CHIPC Evergreen General, LLC (DE)
MacKay Shields Credit Strategy Fund Ltd (CYM)	CVP High Income Private Credit Master Fund, LP (CYM)
MacKay Shields Credit Strategy Partners LP (DE)	CVP Loan Servicing LLC (DE)
MacKay Shields Defensive Bond Arbitrage Fund Ltd. (BMU)	CHIPC PE General, LLC (DE)
MacKay Shields Core Fixed Income Fund GP LLC (DE)	CHIPC PE Intermediate Fund, LP (CYM)
MacKay Shields Core Fixed Income Fund LP (DE)	CVP High Income Private Credit PE Fund (Cayman), LP (CYM)
MacKay Shields Select High Yield Bond Fund GP LLC (DE)	CVP High Income Private Credit PE Fund, LP (DE)
MacKay Shields Select High Yield Bond Fund LP (DE)	CVF IV General, LLC (DE)
MacKay Shields High Yield Crossover Fund LP (DE)	Credit Value Fund IV, LP (DE)
MacKay Shields (International) Ltd. (GBR)	Credit Value Fund (Cayman) IV, LP (CYM)
MacKay Shields (Services) Ltd. (GBR)	Credit Value Intermediate Fund IV, LP (CYM)
MacKay Shields UK LLP (GBR)	Credit Value Master Fund IV-A, LP (CYM)
MacKay Shields Global Derivatives LLC (DE)	Credit Value Master Fund IV-B, LP (CYM)
MacKay Municipal Managers Puerto Rico Opportunities GP LLC (DE)	CVF IV Vert LLC (DE)
MacKay Puerto Rico Opportunities Funds, L.P. (DE)	CVF IV-A1 Vert LLC (DE)
MacKay Puerto Rico Opportunities Feeder Fund, L.P. (CYM)	CVP SPV LLC (DE)
MacKay Municipal Managers California Opportunities GP LLC (DE)	CVP SPV LLC Series I (DE)
MacKay Municipal Managers California Opportunities Fund, L.P. (DE)	CVP SPV LLC Series II (DE)
MacKay Municipal New York Opportunities GP LLC (DE)	CVP SPV LLC Series III (DE)
MacKay Municipal New York Opportunities Fund, L.P. (DE)	CVP Europe Investment Management Limited (IRL)
MacKay Municipal Opportunity HL Fund, L.P. (DE)	MKS CVF V General LLC (DE)
MacKay Municipal Capital Trading GP LLC (DE)	MacKay Shields Credit Value Fund V, LP (DE)
MacKay Municipal Capital Trading Master Fund, L.P (DE)	MacKay Shields Credit Value Master Fund V, LP (CYM)
MacKay Municipal Capital Trading Fund, L.P. (DE)	MacKay Shields Credit Value Intermediate Fund V, LP (CYM)
MacKay Municipal Managers Strategic Opportunities GP LLC (DE)	MacKay Shields Credit Value Fund (Cayman) V , LP (CYM)
MacKay Municipal Managers Strategic Opportunities Fund, L.P. (DE)	Cornerstone Capital Management Holdings LLC (DE)
	Madison Square Investors Asian Equity Market Neutral Fund GP, LLC (DE)

SCHEDULE Y - INFORMATION CONCERNING ACTIVITIES OF INSURER MEMBERS OF A HOLDING COMPANY GROUP
PART 1 - ORGANIZATIONAL CHART

New York Life Investment Management Holdings LLC (continued)

Cornerstone US Equity Market Neutral Fund, LLC (DE)
 Cornerstone Capital Management Large-Cap Enhanced Index Fund GP, LLC (DE)
 Cornerstone Capital Management Large-Cap Enhanced Index Fund, L.P. (DE)
GoldPoint Partners LLC (DE)
 New York Life Capital Partners, L.L.C. (DE)
 New York Life Capital Partners, L.P. (DE)
New York Life Capital Partners II, L.L.C. (DE)
 New York Life Capital Partners II, LP (DE)
New York Life Capital Partners III GenPar GP, LLC (DE)
 New York Life Capital Partners III GenPar, L.P. (DE)
 New York Life Capital Partners III, L.P. (DE)
 New York Life Capital Partners III-A, L.P. (DE)
New York Life Capital Partners IV GenPar GP, LLC (DE)
 New York Life Capital Partners IV GenPar, L.P. (DE)
 New York Life Capital Partners IV, L.P. (DE)
 New York Life Capital Partners IV-A, L.P. (DE)
GoldPoint Mezzanine Partners IV GenPar GP, LLC (DE)
 GoldPoint Mezzanine Partners IV GenPar, LP (DE)
 GoldPoint Mezzanine Partners Co-Investment Fund A, LP (DE)
 GoldPoint Mezzanine Partners IV, LP (DE)
 GPP Mezzanine Blocker Holdco A, LP (DE)
 GPP Mezzanine Blocker Holdco Preferred A, LP (DE)
 GPP Mezzanine Blocker Holdco B, LP (DE)
 GPP Mezzanine Blocker Holdco C, LP (DE)
 GPP Mezzanine Blocker Holdco D, LP (DE)
 GPP Mezzanine Blocker Holdco E, LP (DE)
 GPP Mezz IV ECI Aggregator, LP (DE)
 GPP Mezzanine Blocker Holdco F, LP (DE)
 GPP Mezzanine Blocker Holdco H, LP (DE)
GoldPoint Mezzanine Partners Offshore IV, L.P. (CYM)
GoldPoint Partners Co-Investment V GenPar GP LLC (DE)
 GoldPoint Partners Co-Investment V GenPar, L.P. (DE)
 GoldPoint Partners Co-Investment Fund A, LP (DE)
 GoldPoint Partners Co-Investment V, LP (DE)
 GoldPoint Partners Co-Investment V ECI Blocker Holdco B, LP (DE)
 GoldPoint Partners Co-Investment V ECI Blocker B, LP (DE)
 GoldPoint Partners Co-Investment V ECI Blocker Holdco C, LP (DE)
 GoldPoint Partners Co-Investment V ECI Blocker C, LP (DE)
 GoldPoint Partners Co-Investment V ECI Blocker Holdco D, LP (DE)
 GoldPoint Partners Co-Investment V ECI Blocker D, LP (DE)
 GoldPoint Partners Co-Investment V ECI Blocker E, LP (DE)
 GoldPoint Partners Co-Investment V ECI Blocker Holdco F, LP (DE)
 GoldPoint Partners Co-Investment V ECI Blocker F, LP (DE)
 GoldPoint Partners Co-Investment V ECI Blocker Holdco G, LP (DE)
 GoldPoint Partners Co-Investment V ECI Blocker G, LP (DE)
GoldPoint Private Debt Partners V GenPar GP, LLC (DE)
GoldPoint Partners FA I, LLC (DE)
GoldPoint Partners Select Manager III GenPar GP, LLC (DE)

GoldPoint Partners Select Manager III GenPar, L.P. (CYM)
 GoldPoint Partners Select Manager Fund III, L.P. (CYM)
 GoldPoint Partners Select Manager Fund III AIV, L.P. (DE)
GoldPoint Partners Select Manager IV GenPar GP, LLC (DE)
 GoldPoint Partners Select Manager IV GenPar, L.P. (DE)
 GoldPoint Partners Select Manager Fund IV, L.P. (DE)
GoldPoint Partners Canada III GenPar Inc (CAN)
 GoldPoint Partners Select Manager Canada Fund III, L.P. (CAN)
GoldPoint Partners Canada IV GenPar Inc. (CAN)
 GoldPoint Partners Select Manager Canada Fund IV, L.P. (CAN)
GoldPoint Partners Co-Investment VI GenPar GP LLC (DE)
 GoldPoint Partners Co-Investment VI GenPar, LP (DE)
 GoldPoint Partners Co-Investment VI, LP (DE)
GPP VI – ECI Aggregator LP (DE)
GPP VI Blocker A LLC (DE)
GPP VI Blocker B LLC (DE)
GoldPoint Private Credit GenPar GP, LLC (DE)
 GoldPoint Private Credit Fund, LP (DE)
NYLCAP 2010 Co-Invest GenPar GP, LLC (DE)
 NYLCAP 2010 Co-Invest GenPar L.P. (DE)
 NYLCAP 2010 Co-Invest L.P. (DE)
 NYLCAP 2010 Co-Invest ECI Blocker Holdco B L.P. (DE)
 NYLCAP 2010 Co-Invest ECI Blocker B L.P. (DE)
 NYLCAP 2010 Co-Invest ECI Blocker Holdco E L.P. (DE)
 NYLCAP 2010 Co-Invest ECI Blocker E L.P. (DE)
GoldPoint Partners Canada GenPar, Inc. (CAN)
 NYLCAP Select Manager Canada Fund, LP (CAN)
NYLCAP Canada II GenPar, Inc. (CAN)
 NYLCAP Select Manager Canada Fund II, L.P. (CAN)
NYLIM Mezzanine Partners II GenPar GP, LLC (DE)
 NYLIM Mezzanine Offshore Partners II, LP (CYM)
 NYLIM Mezzanine Partners II GenPar, LP (DE)
 New York Life Investment Management Mezzanine Partners II, LP (DE)
NYLIM Mezzanine Partners II Parallel Fund, LP (DE)
 NYLIM Mezzanine II Parallel Luxco S.á.r.l. (LUX)
 Voice Holdco Ltd. (CAN)
NYLCAP Mezzanine Partners III GenPar GP, LLC (DE)
 NYLCAP Mezzanine Partners III GenPar, LP (DE)
 NYLCAP Mezzanine Partners III-K, LP (DE)
 NYLCAP Mezzanine Partners III, LP (DE)
 NYLCAP Mezzanine Partners III Parallel Fund, LP (DE)
 NYLCAP Mezzanine Partners III 2012 Co-Invest, LP (DE)
 NYLCAP Mezzanine Partners III 2012 Co-Invest ECI Blocker Holdco B, LP (DE)
 NYLCAP Mezzanine Partners III 2012 Co-Invest ECI Blocker B, LP (DE)
 NYLCAP Mezzanine Partners III 2012 Co-Invest ECI Blocker Holdco C, LP (DE)
 NYLCAP Mezzanine Partners III 2012 Co-Invest ECI Blocker C, LP (DE)
 NYLCAP Mezzanine Partners III 2012 Co-Invest ECI Blocker Holdco D, LP (DE)
 NYLCAP Mezzanine Partners III 2012 Co-Invest ECI Blocker D, LP (DE)

SCHEDULE Y - INFORMATION CONCERNING ACTIVITIES OF INSURER MEMBERS OF A HOLDING COMPANY GROUP
PART 1 - ORGANIZATIONAL CHART

New York Life Investment Management Holdings LLC (continued)

NYLCAP Mezzanine Partners III 2012 Co-Invest ECI Blocker Holdco F, LP (DE) NYLCAP Mezzanine Partners III 2012 Co-Invest ECI Blocker F, LP (DE) NYLCAP Mezzanine Offshore Partners III, L.P. (CYM) NYLCAP Select Manager GenPar GP, LLC (DE) NYLCAP Select Manager GenPar, LP (DE) NYLCAP Select Manager Fund, LP (DE) NYLCAP Select Manager Cayman Fund, LP (CYM) NYLCAP Select Manager II GenPar GP, LLC (DE) NYLCAP Select Manager II GenPar GP, L.P. (CYM) NYLCAP Select Manager Fund II, L.P. (CYM) NYLCAP India Funding LLC (DE) NYLIM-JB Asset Management Co., LLC (MUS) New York Life Investment Management India Fund II, LLC (MUS) New York Life Investment Management India Fund (FVCI) II, LLC (MUS) NYLCAP India Funding III LLC (DE) NYLIM-Jacob Ballas Asset Management Co. III, LLC (MUS) NYLIM Jacob Ballas India Fund III, LLC (MUS) NYLIM Jacob Ballas Capital India (FVCI) III, LLC (MUS) NYLIM Jacob Ballas India (FII) III, LLC (MUS) Evolve Asset Management, Ltd. (CYM) EIF Managers Limited (MUS) EIF Managers II Limited (MUS) NYLCAP Holdings (Mauritius) LLC (MUS) Jacob Ballas Capital India PVT, Ltd. (MUS) Industrial Assets Holdings Limited (MUS) NYLIM Service Company LLC (DE) NYL Workforce GP LLC (DE) New York Life Investment Management LLC (DE) NYLIM Fund II GP, LLC (DE) NYLIM Real Estate Mezzanine Fund II, LP (DE) NYLIM-TND, LLC (DE) New York Life Investment Management Hong Kong Limited (CHN) WFHG, GP LLC (DE) Workforce Housing Fund I-2007, LP (DE) Index IQ Holdings Inc. (DE) IndexIQ, Inc. (DE) IndexIQ LLC (DE) IndexIQ Advisors LLC (DE) IndexIQ Active ETF Trust (DE) IQ MacKay Shields Municipal Insured ETF (DE) IQ MacKay Shields Municipal Intermediate ETF (DE) IndexIQ ETF Trust (DE) IQ 50 Percent Hedged FTSE International ETF (DE) IQ 50 Percent Hedged FTSE Japan ETF (DE) IQ 500 International ETF (DE) IQ Chaikin US Large Cap ETF (DE) IQ Chaikin US Small Cap ETF (DE) IQ Enhanced Core Bond US ETF (DE)	IQ Enhanced Core Plus Bond US ETF (DE) IQ Global Resources ETF (DE) IQ Hedge Event-Driven Tracker ETF (DE) IQ Hedge Long/Short Tracker ETF (DE) IQ Leaders GTAA Tracker ETF (DE) IQ S&P High Yield Low Volatility Bd ETF (DE) IQ Short Duration Enhanced Cor Bd US ETF (DE) IQ Ultra Short Duration ETF (DE) New York Life Investment Management Holdings International S.à.r.l (LUX) New York Life Investment Management Holdings II International S.à.r.l. (LUX) Candriam Group S.à.r.l (LUX) CGH UK Acquisition Company Limited (GBR) Tristan Capital Partners Holdings Limited (GBR) EPISO 4 Incentive Partners LLP (GBR) Tristan Capital Limited (GBR) Tristan Capital Partners LLP (GBR) CCP III Co-Investment (GP) Limited (GBR) CCP III Co-Investment LP (GBR) CCP IV Co-Investment LP (GBR) CCP III (GP) LLP (GBR) CCP III Incentive Partners (GP) Limited (GBR) CCP III Incentive Partners LP (GBR) CCP IV Incentive Partners LP (GBR) Curzon Capital Partners III (GP) Limited (GBR) EPISO 3 Co-Investment (GP) Limited (GBR) EPISO 3 Co-Investment LP (GBR) EPISO 3 Incentive Partners (GP) Limited (GBR) EPISO 3 Incentive Partners LP (GBR) EPISO 3 IOM Limited (IMN) CCP IV (GP) LLP (GBR) Curzon Capital Partners IV (GP) Limited (GBR) EPISO 4 Co-Investment LLP (GBR) EPISO 4 (GP) LLP (GBR) CCP 5 GP LLP (GBR) CCP 5 Co-Investment LLP (GBR) CCP 5 Pool Partnership GP Limited (NJ) CCP 5 Pool Partnership SLP (NJ) Tristan Capital Partners Asset Management Limited (GBR) TCP Poland Spolka z ograniczoną odpowiedzialnością (POL) TCP Co-Investment (GP) S.à.r.l. (LUX) TCP Co-Investment SCSP (LUX) TCP Incentive Partners SCSP (LUX) TCP Incentive Partners (GP) S.à.r.l. (LUX) German Property Performance Partners Investors Feeder Verwaltungs GmbH (DEU) EPISO 4 (GP) S.à.r.l. (LUX) EPISO 4 (GP) II S.à.r.l. (LUX)
---	--

SCHEDULE Y - INFORMATION CONCERNING ACTIVITIES OF INSURER MEMBERS OF A HOLDING COMPANY GROUP
PART 1 - ORGANIZATIONAL CHART

New York Life Investment Management Holdings LLC (continued)

Candriam Luxco S.á.r.l. (LUX)
Candriam Luxembourg (LUX)
 Candriam Belgium (BEL)
 Candriam France (FRA)
 Candriam Monétaire SICAV (FRA)
Candriam Switzerland LLC (CHE)
Belfius Fund (LUX)
Belfius Equities (LUX)
Cordius (LUX)
Cordius CIG (LUX)
 IndexIQ (LUX)
 IndexIQ Factors Sustainable Corporate Euro Bond (LUX)
 IndexIQ Factors Sustainable Sovereign Euro Bond (LUX)
 IndexIQ Factors Sustainable Europe Equity (LUX)
 IndexIQ Factors Sustainable EMU Equity (LUX)
 IndexIQ Factors Sustainable Japan Equity (LUX)
Candriam Absolute Return (LUX)
 Candriam Absolute Return Equity Market Neutral (LUX)
 Candriam Absolute Return Long Short Digital Equity (LUX)
Candriam Alternative (LUX)
 Candriam Alternative Systemat (LUX)
Candriam Bonds (LUX)
 Candriam Bonds Capital Securities (LUX)
 Candriam Bonds Convertible Defensive (LUX)
 Candriam Bonds Convertible Opportunities (LUX)
 Candriam Bonds Credit Opportunities (LUX)
 Candriam Bonds Emerging Debt Local Currencies (LUX)
 Candriam Bonds Emerging Markets (LUX)
 Candriam Bonds Emerging Markets Total Return (LUX)
 Candriam Bonds Euro Corporate (LUX)
 Candriam Bonds Euro Government (LUX)
 Candriam Bonds Euro High Yield (LUX)
 Candriam Bonds Euro Short Term (LUX)
 Candriam Bonds Euro Long Term (LUX)
 Candriam Bonds Global High Yield (LUX)
 Candriam Bonds Global Sovereign Quality (LUX)
 Candriam Bonds International (LUX)
 Candriam Bonds Total Return (LUX)
Candriam Business Equities (BEL)
Candriam Diversified Futures (BEL)
Candriam Equities L (LUX)
 Candriam Equities L Emerging Markets (LUX)
 Candriam Equities L Europe Conviction (LUX)
 Candriam Equities L Europe Small & Mid Caps (LUX)
 Candriam Equities L Global Demography (LUX)
 Candriam Equities L Robotics & Innovation Technology (LUX)
Candriam Fund (LUX)
 Candriam Fund Sustainable Euro Corporate Bonds Fossil Free (LUX)

Candriam Fund Sustainable European Equities Fossil Free (LUX)
Candriam GF (LUX)
 Candriam GF Global Equity Opportunities (LUX)
 Candriam GF Short Duration US High Yield Bonds (LUX)
 Candriam GF U.S. Equity Opportunities (LUX)
 Candriam GF US High Yield Corporate Bonds (LUX)
 Candriam GF US Corporate Bonds (LUX)
Candriam Global Alpha (LUX)
Candriam Index Arbitrage (LUX)
Candriam L (LUX)
 Candriam L Balanced Asset Allocation (LUX)
 Candriam L Conservative Asset Allocation (LUX)
 Candriam L Defensive Asset Allocation (LUX)
 Candriam L Dynamic Asset Allocation (LUX)
 Candriam L Multi-Asset Income (LUX)
 Candriam L Multi-Asset Income & Growth (LUX)
 Candriam L Multi-Asset Premia (LUX)
Candriam Money Market (LUX)
 Candriam Money Market Euro AAA (LUX)
Candriam Multi-Strategies (LUX)
Candriam Quant (LUX)
 Candriam Quant Equities USA (LUX)
Candriam Risk Arbitrage (FRA)
Candriam SRI (LUX)
 Candriam SRI Bond Euro Aggregate Index (LUX)
 Candriam SRI Bond Emerging Markets (LUX)
 Candriam SRI Bond Euro (LUX)
 Candriam SRI Bond Euro Corporate (LUX)
 Candriam SRI Bond Global High Yield (LUX)
 Candriam SRI Defensive Asset Allocation (LUX)
 Candriam SRI Equity Climate Action (LUX)
 Candriam SRI Equity Emerging Markets (LUX)
 Candriam SRI Equity EMU (LUX)
 Candriam SRI Equity Europe (LUX)
 Candriam SRI Equity North America (LUX)
 Candriam SRI Equity World (LUX)
 Candriam SRI Money Market Euro (LUX)
Candriam Sustainable (LUX)
 Candriam Sustainable Euro Corporate Bonds (LUX)
 Candriam Sustainable Euro Bonds (LUX)
 Candriam Sustainable Euro Short Term Bonds (LUX)
 Candriam Sustainable Europe (LUX)
 Candriam Sustainable North America (LUX)
 Candriam Sustainable High (LUX)
 Candriam Sustainable World Bonds (LUX)
Candriam World Alternative (LUX)
 Candriam World Alternative Alphamax (LUX)
Candriam Patrimoine Obli-Inter (LUX)

New York Life Investment Management Holdings LLC (continued)

<div><div>Cleome Index (LUX)<div><div>Cleome Index EMU Equities (LUX)</div><div>Cleome Index Euro Long Term Bonds (LUX)</div><div>Cleome Index Euro Short Term Bonds (LUX)</div><div>Cleome Index Global Equities (LUX)</div><div>Cleome Index Pacific Equities (LUX)</div><div>Cleome Index World Equities (LUX)</div></div></div><div>CMM (LUX)</div><div>Paricor (LUX)<div>Paricor Patrimonium (LUX)</div></div><div>Ausbil Investment Management Limited (AUS)<div>Ausbil Australia Pty. Ltd. (AUS)</div><div>Ausbil Asset Management Pty. Ltd. (AUS)</div><div>Ausbil Focus Investment Company Limited (AUS)</div><div>Ausbil Global Infrastructure Pty. Limited (AUS)</div><div>ISPT Holding (AUS)</div><div>Ausbil Investment Management Limited Employee Share Trust (AUS)<div>Ausbil 130/30 Focus Fund (AUS)</div><div>Ausbil Dividend Income Fund (AUS)</div><div>Ausbil Active Sustainable Equity Fund (AUS)</div><div>Ausbil Australian Active Equity Fund (AUS)</div><div>Ausbil Australian Concentrated Equity Fund (AUS)</div><div>Ausbil Australian Emerging Leaders Fund (AUS)</div><div>Ausbil Australian Geared Equity Fund (AUS)</div><div>Ausbil Australian Smallcap Fund (AUS)</div><div>Ausbil Balanced Fund (AUS)</div><div>Ausbil EGS Focus Fund (AUS)</div><div>Ausbil Global Essential Infrastructure Fund (AUS)</div><div>Ausbil Global Resources Fund (AUS)</div><div>Ausbil Global SmallCap Fund (AUS)</div><div>Ausbil Microcap Fund (AUS)</div><div>Ausbil IT - Candriam Sustainable Global Equity Fund (AUS)</div><div>MacKay Shields Unconstrained Bond Fund (AUS)</div></div></div><div>NYLIFE Distributors LLC (DE)</div><div>Private Advisors L.L.C. (DE)<div>PACIF Carry Parent, LLC (DE)<div>PACIF Carry, LLC (DE)</div></div><div>PACIF GP, LLC (DE)<div>Private Advisors Coinvestment Fund, LP (DE)</div></div><div>PACIF II GP, LLC (DE)<div>Private Advisors Coinvestment Fund II, LP (DE)</div></div><div>PACIF II Carry Parent, LLC (DE)<div>PACIF II Carry, LLC (DE)</div></div><div>PACIF III GP, LLC (DE)<div>Private Advisors Coinvestment Fund III, LP (DE)</div></div><div>PACIF III Carry Parent, LLC (DE)<div>PACIF III Carry, LLC (DE)</div></div><div>PACIF IV GP, LLC (DE)</div></div></div>	<div><div>Private Advisors Coinvestment Fund IV, LP (DE)</div><div>PACIF IV Carry Parent, LLC (DE)<div>PACIF IV Carry, LLC (DE)</div></div><div>PAMMF GP, LLC (DE)<div>PA Middle Market Fund, LP (DE)</div></div><div>PA Hedged Equity Fund, L.P. (DE)<div>Private Advisors Hedged Equity Fund (QP), L.P. (DE)</div><div>Private Advisors Hedged Equity Master Fund (DE)</div></div><div>PASOF GP, LLC (DE)<div>PA Strategic Opportunities Fund, LP (DE)</div></div><div>PASCBF III GP, LLC (DE)<div>Private Advisors Small Company Buyout Fund III, LP (DE)</div></div><div>PASCBF IV GP, LLC (DE)<div>Private Advisors Small Company Buyout Fund IV, LP (DE)</div></div><div>PASCBF IV Carry Parent, LLC (DE)<div>PASCBF IV Carry, LLC (DE)</div></div><div>PASCBF V GP, LLC (DE)<div>Private Advisors Small Company Buyout Fund V, LP (DE)</div><div>Private Advisors Small Company Buyout V-ERISA Fund, LP (DE)</div></div><div>PASCBF V Carry Parent, LLC (DE)<div>PASCBF V Carry, LLC (DE)</div></div><div>PASCPEF VI Carry Parent, LLC (DE)<div>PASCPEF VI Carry, LLC (DE)</div></div><div>PASCPEF VI GP, LLC (DE)<div>Private Advisors Small Company Private Equity Fund VI, LP (DE)</div><div>Private Advisors Small Company Private Equity Fund VI (Cayman), LP (CYM)</div></div><div>PASCPEF VII GP, LLC (DE)<div>Private Advisors Small Company Private Equity Fund VII, LP (DE)</div><div>Private Advisors Small Company Private Equity Fund VII (Cayman), LP (CYM)</div></div><div>PASCPEF VII Carry Parent, LLC (DE)<div>PASCPEF VII Carry, LLC (DE)</div></div><div>PASCPEF VIII GP, LLC (DE)<div>Private Advisors Small Company Private Equity Fund VIII, LP (DE)</div><div>Private Advisors Small Company Private Equity Fund VIII (Cayman), LP (DE)</div></div><div>PASCPEF IX GP, LLC (DE)<div>Private Advisors Small Company Private Equity Fund IX, LP (DE)</div></div><div>Cuyahoga Capital Partners I Management Group, LLC (DE)<div>Cuyahoga Capital Partners I, L.P. (DE)</div></div><div>Cuyahoga Capital Partners II Management Group LLC (DE)<div>Cuyahoga Capital Partners II LP (DE)</div></div><div>Cuyahoga Capital Partners III Management Group LLC (DE)<div>Cuyahoga Capital Partners III LP (DE)</div></div><div>Cuyahoga Capital Partners IV Management Group LLC (DE)<div>Cuyahoga Capital Partners IV LP (DE)</div></div><div>Cuyahoga Capital Emerging Buyout Partners Management Group LLC (DE)<div>Cuyahoga Capital Emerging Buyout Partners LP (DE)</div></div><div>PA Real Assets Carry Parent, LLC (DE)<div>PA Real Assets Carry, LLC (DE)</div></div></div>
--	--

SCHEDULE Y - INFORMATION CONCERNING ACTIVITIES OF INSURER MEMBERS OF A HOLDING COMPANY GROUP
PART 1 - ORGANIZATIONAL CHART

New York Life Investment Management Holdings LLC (continued)

PA Emerging Manager Carry Parent, LLC (DE)
 PA Emerging Manager Carry, LLC (DE)
RIC I GP, LLC (DE)
 Richmond Coinvestment Partners I, LP (DE)
RIC I Carry Parent, LLC (DE)
 RIC I Carry, LLC (DE)
PASF V GP, LLC (DE)
 Private Advisors Secondary Fund V, LP (DE)
PASF V Carry Parent, LLC (DE)
 PASF V Carry, LLC (DE)
PARAF GP, LLC (DE)
 Private Advisors Real Assets Fund, LP (DE)
PARAF Carry Parent, LLC (DE)
 PARAF Carry, LLC (DE)
PASCCIF GP, LLC (DE)
 Private Advisors Small Company Coinvestment Fund, LP (DE)
 Private Advisors Small Company Coinvestment Fund-ERISA, LP (DE)
PASCCIF Carry Parent, LLC (DE)
 PASCCIF Carry, LLC (DE)
PARAF II GP LLC (DE)
 Private Advisors Real Assets Fund II, LP (DE)
Private Advisors Hedged Equity Fund, Ltd. (CYM)
Private Advisors Hedged Equity Fund (QP), Ltd. (CYM)
 Private Advisors Hedged Equity Master Fund, Ltd. (CYM)
UVF GP, LLC (DE)
Undiscovered Value Fund, LP (DE)
Undiscovered Value Fund, Ltd. (CYM)
 Undiscovered Value Master Fund SPC (CYM)
Washington Pike GP, LLC (DE)
 Washington Pike LP (DE)
PAMMF GP, LLC (DE)
 PA Middle Market Fund, LP (DE)
 PA Strategic Opportunities Fund GP, LLC (DE)
 PA Strategic Opportunities Fund, LP (DE)

SCHEDULE Y - INFORMATION CONCERNING ACTIVITIES OF INSURER MEMBERS OF A HOLDING COMPANY GROUP
PART 1 - ORGANIZATIONAL CHART

NYLife Real Estate Holdings LLC

Huntsville NYL LLC (DE)
CC Acquisitions, LP (DE)
REEP-IND Cedar Farms TN LLC (DE)
 Cedar Farms JV LLC (DE)
REEP-IND Continental NC LLC (DE)
 LRC-Patriot, LLC (DE)
 REEP-LRC Industrial LLC (DE)
REEP-IND Forest Park NJ LLC (DE)
 FP Building 4 LLC (DE)
 FP Building 1-2-3 LLC (DE)
 FP Building 17, LLC (DE)
 FP Building 20, LLC (DE)
 FP Mantua Grove LLC (DE)
 FP Lot 1.01 LLC (DE)
REEP-IND NJ LLC (DE)
 NJIND JV LLC (DE)
 NJIND Hook Road LLC (DE)
 NJIND Bay Avenue LLC (DE)
 NJIND Corbin Street LLC (DE)
REEP-MF Cumberland TN LLC (DE)
 Cumberland Apartments, LLC (TN)
REEP-MF Enclave TX LLC (DE)
 Enclave CAF LLC (DE)
REEP-MF Marina Landing WA LLC (DE)
 REEP-SP Marina Landing LLC (DE)
REEP-MF Mira Loma II TX LLC (DE)
 Mira Loma II, LLC (DE)
REEP-MF Summitt Ridge CO LLC (DE)
 Summitt Ridge Apartments, LLC (DE)
REEP-MF Woodridge IL LLC (DE)
REEP-OF Centerpointe VA LLC (DE)
 Centerpointe (Fairfax) Holdings LLC (DE)
REEP-OFC 575 Lex NY LLC (DE)
REEP-OFC 575 Lex NY GP LLC (DE)
 Maple REEP-OFC 575 Lex Holdings LP (DE)
 Maple REEP-OFC 575 Lex Owner LLC (DE)
REEP-RTL SASI GA LLC (DE)
REEP-RTL Bradford PA LLC (DE)
REEP-OFC Royal Centre GA LLC (DE)
 Royal Centre, LLC (DE)
REEP-RTL CTC NY LLC (DE)
REEP-OFC 5005 LBJ Freeway TX LLC (DE)
 5005 LBJ Tower LLC (DE)
REEP-MF SPENCER NV LLC (DE)
 REEP-HZ SPENCER JV LLC (DE)
 REEP-HZ SPENCER LLC (DE)
REEP-OFC/RTL MARKET ROSS TX LLC (DE)
 MARKET ROSS TX JV LLC (DE)

MARKET ROSS TX GARAGE OWNER LC (DE)
MARKET ROSS TX OFFICE OWNER LLC (DE)
MARKET ROSS TX RETAIL OWNER LLC (DE)
REEP-OFC Mallory TN LLC (DE)
 3665 Mallory JV LLC (DE)
REEP-OFC WATER RIDGE NC LLC (DE)
REEP-OFC VIRIDIAN AZ LLC (DE)
 REEP-HINES VIRIDIAN JV LLC (DE)
REEP-OFC 2300 Empire LLC (DE)
REEP-MF Wynnewood PA LLC (DE)
 Wynnewood JV LLC (DE)
REEP-MU Fayetteville NC LLC (DE)
 501 Fayetteville JV LLC (DE)
 501 Fayetteville Owner LLC (DE)
REEP-MU SOUTH GRAHAM NC LLC (DE)
 401 SOUTH GRAHAM JV LLC (DE)
 401 SOUTH GRAHAM OWNER LLC (DE)
REEP-IND COMMERCE CITY CO LLC (DE)
 REEP-BRENNAN COMMERCE CITY JV LLC (DE)
REEP-MF ART TOWER OR LLC (DE)
 REEP-WP ART TOWER JV LLC (DE)
REEP-OFC Mass Ave MA LLC (DE)

STATEMENT AS OF SEPTEMBER 30, 2019 OF THE NEW YORK LIFE INSURANCE COMPANY

SCHEDULE Y
PART 1A - DETAIL OF INSURANCE HOLDING COMPANY SYSTEM

1	2	3	4	5	6	7	8	9	10	11	12	13	14	15	16
Group Code	Group Name	NAIC Company Code	ID Number	Federal RSSD	CIK	Name of Securities Exchange if Publicly Traded (U.S. or International)	Names of Parent, Subsidiaries Or Affiliates	Domi-ciliary Location	Relation-ship to Reporting Entity	Directly Controlled by (Name of Entity/Person)	Type of Control (Ownership, Board, Management, Attorney-in-Fact, Influence, Other)	If Control is Owner-ship Provide Percen-tage	Ultimate Controlling Entity(ies)/Person(s)	Is an SCA Filing Re-quired? (Y/N)	*
0826	New York Life Group	66915	13-5582869	1583827	0000071633		New York Life Insurance Company	NY							
0826	New York Life Group	91596	13-3044743	3683691	0000727136		New York Life Insurance and Annuity Corporation	DE	DS	New York Life Insurance Company	Ownership	100.000	New York Life Insurance Company	N	
0826	New York Life Group	81353	52-1530175				NYLIFE Insurance Company of Arizona	AZ	DS	New York Life Insurance Company	Ownership	100.000	New York Life Insurance Company	N	
			13-4199614				New York Life Enterprises LLC	DE	DS	New York Life Insurance Company	Ownership	100.000	New York Life Insurance Company	N	
			13-4081725	2928649	0001270096		NYLIFE LLC	DE	DS	New York Life Insurance Company	Ownership	100.000	New York Life Insurance Company	N	
			46-4293486		0001606720		NYL Investors LLC	DE	DS	New York Life Insurance Company	Ownership	100.000	New York Life Insurance Company	N	
			36-4715120				Madison Capital Funding LLC	DE	DS	New York Life Insurance Company	Ownership	55.000	New York Life Insurance Company	N	
			36-4715120				Madison Capital Funding LLC	DE	DS	New York Life Insurance and Annuity Corporation	Ownership	45.000	New York Life Insurance Company	N	
			52-2206682		0001513831		New York Life Investment Management Holdings LLC	DE	DS	New York Life Insurance Company	Ownership	100.000	New York Life Insurance Company	N	
			27-0166422				NYLIFE Real Estate Holdings, LLC	DE	NIA	New York Life Insurance Company	Ownership	100.000	New York Life Insurance Company	N	
			47-2379075				NYL Real Assets LLC	DE	NIA	New York Life Insurance Company	Ownership	100.000	New York Life Insurance Company	N	
			47-2530753				NYL Emerging Manager LLC	DE	NIA	New York Life Insurance Company	Ownership	100.000	New York Life Insurance Company	N	
							NYL Wind Investments LLC	DE	NIA	New York Life Insurance Company	Ownership	100.000	New York Life Insurance Company	N	
							NYLIC HKP Member LLC	DE	NIA	New York Life Insurance Company	Ownership	67.974	New York Life Insurance Company	N	
							NYLIC HKP Member LLC	DE	NIA	New York Life Insurance and Annuity Corporation	Ownership	32.026	New York Life Insurance Company	N	
			26-2806813				MCF Co-Investment GP LLC	DE	NIA	Madison Capital Funding LLC	Ownership	100.000	New York Life Insurance Company	N	
			26-2806864		0001538585		MCF Co-Investment GP LP	DE	NIA	MCF Co-Investment GP LLC	Ownership	100.000	New York Life Insurance Company	N	
			26-2806918		0001538584		Madison Capital Funding Co-Investment Fund LP	DE	NIA	MCF Co-Investment GP LP	Ownership	100.000	New York Life Insurance Company	N	
			80-0920962				Madison Avenue Loan Fund GP LLC	DE	NIA	Madison Capital Funding LLC	Ownership	100.000	New York Life Insurance Company	N	
			61-1711540		0001577927		Madison Avenue Loan Fund LP	DE	NIA	Madison Avenue Loan Fund GP LLC	Ownership	100.000	New York Life Insurance Company	N	
							MCF Fund I LLC	DE	NIA	Madison Capital Funding LLC	Ownership	100.000	New York Life Insurance Company	N	
			30-1143853				MCF Hanwha Fund LLC	DE	NIA	Madison Capital Funding LLC	Other	0.000	New York Life Insurance Company	N	1
			46-2213974				Ironshore Investment BL I Ltd.	BMU	NIA	Madison Capital Funding LLC	Other	0.000	New York Life Insurance Company	N	1
			46-2213974				MCF CLO IV LLC	DE	NIA	New York Life Insurance Company	Ownership	6.700	New York Life Insurance Company	N	
			81-4067250				MCF CLO IV LLC	DE	NIA	Madison Capital Funding LLC	Other	0.000	New York Life Insurance Company	N	1
			81-4067250				MCF CLO V LLC	DE	NIA	New York Life Insurance Company	Ownership	5.000	New York Life Insurance Company	N	
			82-1943737				MCF CLO VI LLC	DE	NIA	Madison Capital Funding LLC	Other	0.000	New York Life Insurance Company	N	1
			82-2734635				MCF CLO VII LLC	DE	NIA	Madison Capital Funding LLC	Other	0.000	New York Life Insurance Company	N	1
							MCF CLO VIII Ltd	DE	NIA	Madison Capital Funding LLC	Other	0.000	New York Life Insurance Company	N	1
							MCF CLO VIII LLC	DE	NIA	MCF CLO VIII Ltd	Ownership	100.000	New York Life Insurance Company	N	
							MCF CLO IX Ltd	CYM	NIA	Madison Capital Funding LLC	Other	0.000	New York Life Insurance Company	N	1
							MCF CLO IX LLC	DE	NIA	MCF CLO IX Ltd.	Ownership	100.000	New York Life Insurance Company	N	
			36-4883128				MCF KB Fund LLC	DE	NIA	Madison Capital Funding LLC	Other	0.000	New York Life Insurance Company	N	1
			61-1907486				MCF KB Fund II LLC	DE	NIA	Madison Capital Funding LLC	Other	0.000	New York Life Insurance Company	N	1
			37-1749427				MCF Hyundai Fund LLC	DE	NIA	Madison Capital Funding LLC	Other	0.000	New York Life Insurance Company	N	1
							Montpelier Carry Parent, LLC	DE	NIA	Madison Capital Funding LLC	Ownership	100.000	New York Life Insurance Company	N	
			46-2042988				Montpelier Carry, LLC	DE	NIA	Montpelier Carry Parent, LLC	Ownership	100.000	New York Life Insurance Company	N	
			46-2042988		0001570694		Montpelier GP, LLC	DE	NIA	Madison Capital Funding LLC	Ownership	100.000	New York Life Insurance Company	N	
			35-2537165				Montpelier Fund, L.P.	DE	NIA	Montpelier GP, LLC	Ownership	100.000	New York Life Insurance Company	N	
			32-0469843				MCF Mezzanine Carry I LLC	DE	NIA	Madison Capital Funding LLC	Other	0.000	New York Life Insurance Company	N	1
							MCF Mezzanine Fund I LLC	DE	NIA	New York Life Insurance Company	Ownership	66.670	New York Life Insurance Company	N	
			32-0469843				MCF Mezzanine Fund I LLC	DE	NIA	New York Life Insurance and Annuity Corporation	Ownership	33.330	New York Life Insurance Company	N	
			98-1450997				MCF PD Fund GP LLC	DE	NIA	Madison Capital Funding LLC	Other	0.000	New York Life Insurance Company	N	1
							MCF PD Fund LP	DE	NIA	MCF PD Fund GP LLC	Other	0.000	New York Life Insurance Company	N	1
							MCF Senior Debt Fund 2019-I GP LLC	DE	NIA	Madison Capital Funding LLC	Other	0.000	New York Life Insurance Company	N	1
			83-4242231				MCF Senior Debt Fund 2019-I LP	DE	NIA	MCF Senior Debt Fund 2019-I GP LLC	Other	0.000	New York Life Insurance Company	N	1
							Warwick Seller Representative, LLC	DE	NIA	Madison Capital Funding LLC	Ownership	100.000	New York Life Insurance Company	N	

STATEMENT AS OF SEPTEMBER 30, 2019 OF THE NEW YORK LIFE INSURANCE COMPANY

SCHEDULE Y
PART 1A - DETAIL OF INSURANCE HOLDING COMPANY SYSTEM

1	2	3	4	5	6	7	8	9	10	11	12	13	14	15	16
Group Code	Group Name	NAIC Company Code	ID Number	Federal RSSD	CIK	Name of Securities Exchange if Publicly Traded (U.S. or International)	Names of Parent, Subsidiaries Or Affiliates	Domi-ciliary Location	Relation-ship to Reporting Entity	Directly Controlled by (Name of Entity/Person)	Type of Control (Ownership, Board, Management, Attorney-in-Fact, Influence, Other)	If Control is Owner-ship Provide Percen-tage	Ultimate Controlling Entity(ies)/Person(s)	Is an SCA Filing Re-quired? (Y/N)	*
							Young America Holdings, LLC	DE	NIA.....	Madison Capital Funding LLC	Ownership.....	36.350	New York Life Insurance CompanyN.....	
							YAC.ECOM Incorporated	IN	NIA.....	Young America Holdings, LLC	Ownership.....	100.000	New York Life Insurance CompanyN.....	
					2644154		Young America, LLC	IN	NIA.....	Young America Holdings, LLC	Ownership.....	100.000	New York Life Insurance CompanyN.....	
							Global Fulfillment Services, Inc.	AZ	NIA.....	Young America, LLC	Ownership.....	100.000	New York Life Insurance CompanyN.....	
							SourceOne Worldwide, Inc.	IN	NIA.....	Young America, LLC	Ownership.....	100.000	New York Life Insurance CompanyN.....	
							YA Canada Corporation	CAN	NIA.....	Young America, LLC	Ownership.....	100.000	New York Life Insurance CompanyN.....	
							Zenith Products Holdings, Inc	DE	NIA.....	Madison Capital Funding LLC	Ownership.....	16.360	New York Life Insurance CompanyN.....	
					0001347648		ZPC Holding Corp.	DE	NIA.....	Zenith Products Holdings Inc.	Ownership.....	100.000	New York Life Insurance CompanyN.....	
							Zenith Products Corporation	DE	NIA.....	ZPC Holding Corp.	Ownership.....	100.000	New York Life Insurance CompanyN.....	
							NYLIM Jacob Ballas India Holdings IV	MUS	NIA.....	New York Life Insurance Company	Ownership.....	100.000	New York Life Insurance CompanyN.....	
							NYLIM Flatiron CLO 2004-1 Ltd.	CYM	OTH.....	New York Life Insurance Company	Influence.....	0.000	New York Life Insurance CompanyN.....	5
							NYLIM Flatiron CLO 2004-1 Equity Holdings LLC, Series A	DE	OTH.....	NYLIM Flatiron CLO 2004-1 Ltd.	Influence.....	0.000	New York Life Insurance CompanyN.....	5
			27-4658141				NYLIM Flatiron CLO 2006-1 Ltd.	CYM	OTH.....	New York Life Insurance Company	Influence.....	0.000	New York Life Insurance CompanyN.....	5
							NYLIM Flatiron CLO 2006-1 Equity Holdings LLC, Series A	DE	OTH.....	NYLIM Flatiron CLO 2006-1 Ltd.	Influence.....	0.000	New York Life Insurance CompanyN.....	5
			27-4658881				Flatiron CLO 2007-1 Ltd.	CYM	OTH.....	New York Life Insurance Company	Influence.....	0.000	New York Life Insurance CompanyN.....	5
							NYLIM Flatiron CLO 2007-1 Equity Holdings LLC, Series A	CYM	OTH.....	Flatiron CLO 2007-1 Ltd.	Influence.....	0.000	New York Life Insurance CompanyN.....	5
			27-4706466				Flatiron CLO 2011-1 Ltd.	CYM	OTH.....	New York Life Insurance Company	Influence.....	0.000	New York Life Insurance CompanyN.....	5
			98-1011066				Flatiron CLO 2012-1 Ltd.	CYM	OTH.....	New York Life Insurance Company	Influence.....	0.000	New York Life Insurance CompanyN.....	5
			99-0372384				Flatiron CLO 2013-1 Ltd.	CYM	OTH.....	New York Life Insurance Company	Influence.....	0.000	New York Life Insurance CompanyN.....	5
			98-1075997				Flatiron CLO 2014-1 Ltd.	CYM	OTH.....	New York Life Insurance Company	Influence.....	0.000	New York Life Insurance CompanyN.....	5
			98-1089000				Flatiron CLO 2015-1 Ltd	CYM	OTH.....	New York Life Insurance Company	Influence.....	0.000	New York Life Insurance CompanyN.....	5
			98-1180305				Flatiron CLO 17 Ltd.	CYM	OTH.....	New York Life Insurance Company	Influence.....	0.000	New York Life Insurance CompanyN.....	5
			98-1330289				Flatiron CLO 18 Ltd.	CYM	OTH.....	New York Life Insurance Company	Influence.....	0.000	New York Life Insurance CompanyN.....	5
							Flatiron CLO 18 Funding Ltd.	CYM	NIA.....	New York Life Insurance Company	Ownership.....	100.000	New York Life Insurance CompanyN.....	
							Stratford CDO 2001-1 Ltd.	CYM	OTH.....	New York Life Insurance Company	Influence.....	0.000	New York Life Insurance CompanyN.....	9
					4007034		Silverado CLO 2006-II Limited	CYM	OTH.....	New York Life Insurance Company	Influence.....	0.000	New York Life Insurance CompanyN.....	5
							Silverado CLO 2006-II Equity Holdings LLC, Series A	CYM	OTH.....	Silverado CLO 2006-II Limited	Influence.....	0.000	New York Life Insurance CompanyN.....	5
			27-4659041				Silver Spring, LLC	DE	NIA.....	New York Life Insurance Company	Ownership.....	100.000	New York Life Insurance CompanyN.....	
							Silver Spring Associates, L.P.	PA	NIA.....	Silver Spring, LLC	Ownership.....	100.000	New York Life Insurance CompanyN.....	
							SCP 2005-C21-002 LLC	DE	NIA.....	New York Life Insurance Company	Ownership.....	100.000	New York Life Insurance CompanyN.....	
							SCP 2005-C21-003 LLC	DE	NIA.....	New York Life Insurance Company	Ownership.....	100.000	New York Life Insurance CompanyN.....	
							SCP 2005-C21-006 LLC	DE	NIA.....	New York Life Insurance Company	Ownership.....	100.000	New York Life Insurance CompanyN.....	
							SCP 2005-C21-007-LLC	DE	NIA.....	New York Life Insurance Company	Ownership.....	100.000	New York Life Insurance CompanyN.....	
							SCP 2005-C21-008 LLC	DE	NIA.....	New York Life Insurance Company	Ownership.....	100.000	New York Life Insurance CompanyN.....	
							SCP 2005-C21-009 LLC	DE	NIA.....	New York Life Insurance Company	Ownership.....	100.000	New York Life Insurance CompanyN.....	
							SCP 2005-C21-017 LLC	DE	NIA.....	New York Life Insurance Company	Ownership.....	100.000	New York Life Insurance CompanyN.....	
							SCP 2005-C21-018 LLC	DE	NIA.....	New York Life Insurance Company	Ownership.....	100.000	New York Life Insurance CompanyN.....	
							SCP 2005-C21-021 LLC	DE	NIA.....	New York Life Insurance Company	Ownership.....	100.000	New York Life Insurance CompanyN.....	
							SCP 2005-C21-025 LLC	DE	NIA.....	New York Life Insurance Company	Ownership.....	100.000	New York Life Insurance CompanyN.....	
							SCP 2005-C21-031 LLC	DE	NIA.....	New York Life Insurance Company	Ownership.....	100.000	New York Life Insurance CompanyN.....	
							SCP 2005-C21-036 LLC	DE	NIA.....	New York Life Insurance Company	Ownership.....	100.000	New York Life Insurance CompanyN.....	
							SCP 2005-C21-041 LLC	DE	NIA.....	New York Life Insurance Company	Ownership.....	100.000	New York Life Insurance CompanyN.....	
							SCP 2005-C21-043 LLC	DE	NIA.....	New York Life Insurance Company	Ownership.....	100.000	New York Life Insurance CompanyN.....	
							SCP 2005-C21-044 LLC	DE	NIA.....	New York Life Insurance Company	Ownership.....	100.000	New York Life Insurance CompanyN.....	
							SCP 2005-C21-048 LLC	DE	NIA.....	New York Life Insurance Company	Ownership.....	100.000	New York Life Insurance CompanyN.....	
							SCP 2005-C21-061 LLC	DE	NIA.....	New York Life Insurance Company	Ownership.....	100.000	New York Life Insurance CompanyN.....	
							SCP 2005-C21-063 LLC	DE	NIA.....	New York Life Insurance Company	Ownership.....	100.000	New York Life Insurance CompanyN.....	
							SCP 2005-C21-067 LLC	DE	NIA.....	New York Life Insurance Company	Ownership.....	100.000	New York Life Insurance CompanyN.....	
							SCP 2005-C21-069 LLC	DE	NIA.....	New York Life Insurance Company	Ownership.....	100.000	New York Life Insurance CompanyN.....	
							SCP 2005-C21-070 LLC	DE	NIA.....	New York Life Insurance Company	Ownership.....	100.000	New York Life Insurance CompanyN.....	

STATEMENT AS OF SEPTEMBER 30, 2019 OF THE NEW YORK LIFE INSURANCE COMPANY

SCHEDULE Y
PART 1A - DETAIL OF INSURANCE HOLDING COMPANY SYSTEM

1	2	3	4	5	6	7	8	9	10	11	12	13	14	15	16
Group Code	Group Name	NAIC Company Code	ID Number	Federal RSSD	CIK	Name of Securities Exchange if Publicly Traded (U.S. or International)	Names of Parent, Subsidiaries Or Affiliates	Domi-ciliary Location	Relation-ship to Reporting Entity	Directly Controlled by (Name of Entity/Person)	Type of Control (Ownership, Board, Management, Attorney-in-Fact, Influence, Other)	If Control is Owner-ship Provide Per-centage	Ultimate Controlling Entity(ies)/Person(s)	Is an SCA Filing Re-quired? (Y/N)	*
							NYMH-Ennis GP, LLC	DE	NIA	New York Life Insurance Company	Ownership	100.000	New York Life Insurance Company	N	
							NYMH-Ennis, L.P.	TX	NIA	NYMH-Ennis GP, LLC	Ownership	100.000	New York Life Insurance Company	N	
							NYMH-Freepoort GP, LLC	DE	NIA	New York Life Insurance Company	Ownership	100.000	New York Life Insurance Company	N	
							NYMH-Freepoort, L.P.	TX	NIA	NYMH-Freepoort GP, LLC	Ownership	100.000	New York Life Insurance Company	N	
							NYMH-Houston GP, LLC	DE	NIA	New York Life Insurance Company	Ownership	100.000	New York Life Insurance Company	N	
							NYMH-Houston, L.P.	TX	NIA	NYMH-Houston GP, LLC	Ownership	100.000	New York Life Insurance Company	N	
							NYMH-Plano GP, LLC	DE	NIA	New York Life Insurance Company	Ownership	100.000	New York Life Insurance Company	N	
							NYMH-Plano, L.P.	TX	NIA	NYMH-Plano GP, LLC	Ownership	100.000	New York Life Insurance Company	N	
							NYMH-San Antonio GP, LLC	DE	NIA	New York Life Insurance Company	Ownership	100.000	New York Life Insurance Company	N	
							NYMH-San Antonio, L.P.	TX	NIA	NYMH-San Antonio GP, LLC	Ownership	100.000	New York Life Insurance Company	N	
							NYMH-Stephenville GP, LLC	DE	NIA	New York Life Insurance Company	Ownership	100.000	New York Life Insurance Company	N	
							NYMH-Stephenville, L.P.	TX	NIA	NYMH-Stephenville GP, LLC	Ownership	100.000	New York Life Insurance Company	N	
							NYMH-Taylor GP, LLC	DE	NIA	New York Life Insurance Company	Ownership	100.000	New York Life Insurance Company	N	
							NYMH-Taylor, L.P.	TX	NIA	NYMH-Taylor GP, LLC	Ownership	100.000	New York Life Insurance Company	N	
							NYMH Attleboro MA, LLC	DE	NIA	New York Life Insurance Company	Ownership	100.000	New York Life Insurance Company	N	
							NYMH-Farmingdale, NY, LLC	DE	NIA	New York Life Insurance Company	Ownership	100.000	New York Life Insurance Company	N	
							NYLMDC-King of Prussia GP, LLC	DE	NIA	New York Life Insurance Company	Ownership	100.000	New York Life Insurance Company	N	
							NYLMDC-King of Prussia Realty, LP	DE	NIA	NYLMDC King of Prussia GP, LLC	Ownership	100.000	New York Life Insurance Company	N	
			47-3304035				2015 DIL PORTFOLIO HOLDINGS LLC	DE	NIA	New York Life Insurance Company	Ownership	100.000	New York Life Insurance Company	N	
			47-3444658				PA 180 KOST RD LLC	DE	NIA	2015 DIL PORTFOLIO HOLDINGS LLC	Ownership	100.000	New York Life Insurance Company	N	
			82-2586171				2017 CT REO HOLDINGS LLC	DE	NIA	New York Life Insurance Company	Ownership	62.308	New York Life Insurance Company	N	
							New York Life Insurance and Annuity Corporation				Ownership				
			82-2586171				2017 CT REO HOLDINGS LLC	DE	NIA	New York Life Insurance and Annuity Corporation	Ownership	37.692	New York Life Insurance Company	N	
							Cortlandt Town Center LLC	DE	NIA	New York Life Insurance Company	Ownership	100.000	New York Life Insurance Company	N	
							REEP-IND 10 WEST AZ LLC	DE	NIA	New York Life Insurance Company	Ownership	100.000	New York Life Insurance Company	N	
							REEP-IND 4700 Nail TX LLC	DE	NIA	New York Life Insurance Company	Ownership	100.000	New York Life Insurance Company	N	
			37-1768259				REEP-IND Aegean MA LLC	DE	NIA	New York Life Insurance Company	Ownership	100.000	New York Life Insurance Company	N	
							REEP-IND Alpha TX LLC	DE	NIA	New York Life Insurance Company	Ownership	100.000	New York Life Insurance Company	N	
			83-2598877				REEP-IND MCP VIII NC LLC	DE	NIA	New York Life Insurance Company	Ownership	100.000	New York Life Insurance Company	N	
							REEP-IND CHINO CA LLC	DE	NIA	New York Life Insurance Company	Ownership	100.000	New York Life Insurance Company	N	
			61-1738919				REEP-IND FREEDOM MA LLC	DE	NIA	New York Life Insurance Company	Ownership	100.000	New York Life Insurance Company	N	
							REEP-IND Fridley MN LLC	MN	NIA	New York Life Insurance Company	Ownership	100.000	New York Life Insurance Company	N	
							REEP-IND Green Oaks IL LLC	DE	NIA	New York Life Insurance Company	Ownership	100.000	New York Life Insurance Company	N	
							REEP-IND Kent LLC	DE	NIA	New York Life Insurance Company	Ownership	100.000	New York Life Insurance Company	N	
			32-0442193				REEP-IND LYMAN MA LLC	DE	NIA	New York Life Insurance Company	Ownership	100.000	New York Life Insurance Company	N	
			83-4607723				REEP-IND MCP II NC LLC	DE	NIA	New York Life Insurance Company	Ownership	100.000	New York Life Insurance Company	N	
			83-4626597				REEP-IND MCP III NC LLC	DE	NIA	New York Life Insurance Company	Ownership	100.000	New York Life Insurance Company	N	
			83-4646530				REEP-IND MCP IV NC LLC	DE	NIA	New York Life Insurance Company	Ownership	100.000	New York Life Insurance Company	N	
			83-4685915				REEP-IND MCP V NC LLC	DE	NIA	New York Life Insurance Company	Ownership	100.000	New York Life Insurance Company	N	
			83-4592121				REEP-IND MCP VII NC LLC	DE	NIA	New York Life Insurance Company	Ownership	100.000	New York Life Insurance Company	N	
							REEP-IND MCP III OWNER NC LLC	DE	NIA	New York Life Insurance Company	Ownership	100.000	New York Life Insurance Company	N	
							REEP-IND RTG NC LLC	DE	NIA	New York Life Insurance Company	Ownership	100.000	New York Life Insurance Company	N	
							REEP-IND Simonton TX LLC	DE	NIA	New York Life Insurance Company	Ownership	100.000	New York Life Insurance Company	N	
							REEP-IND Valley View TX LLC	DE	NIA	New York Life Insurance Company	Ownership	100.000	New York Life Insurance Company	N	
							REEP-IND Valwood TX LLC	DE	NIA	New York Life Insurance Company	Ownership	100.000	New York Life Insurance Company	N	
							REEP-MF 960 East Paces Ferry GA LLC	DE	NIA	New York Life Insurance Company	Ownership	100.000	New York Life Insurance Company	N	
			82-1945938				REEP-MF 960 EPF Opco GA LLC	DE	NIA	New York Life Insurance Company	Ownership	100.000	New York Life Insurance Company	N	
							REEP-MF Gateway TAF UT LLC	DE	NIA	New York Life Insurance Company	Ownership	99.000	New York Life Insurance Company	N	
							New York Life Insurance and Annuity Corporation				Ownership				
							REEP-MF Gateway TAF UT LLC	DE	NIA	REEP-MF Gateway TAF UT LLC	Ownership	1.000	New York Life Insurance Company	N	
							REEP-MF Gateway TAB JV LLC	DE	NIA	New York Life Insurance and Annuity Corporation	Ownership	99.000	New York Life Insurance Company	N	
							REEP-MF Gateway TAB JV LLC	DE	NIA	New York Life Insurance and Annuity Corporation	Ownership	1.000	New York Life Insurance Company	N	
							REEP-MF Issaquah WA LLC	DE	NIA	New York Life Insurance Company	Ownership	100.000	New York Life Insurance Company	N	

STATEMENT AS OF SEPTEMBER 30, 2019 OF THE NEW YORK LIFE INSURANCE COMPANY

SCHEDULE Y
PART 1A - DETAIL OF INSURANCE HOLDING COMPANY SYSTEM

1	2	3	4	5	6	7	8	9	10	11	12	13	14	15	16
Group Code	Group Name	NAIC Company Code	ID Number	Federal RSSD	CIK	Name of Securities Exchange if Publicly Traded (U.S. or International)	Names of Parent, Subsidiaries Or Affiliates	Domi-ciliary Location	Relation-ship to Reporting Entity	Directly Controlled by (Name of Entity/Person)	Type of Control (Ownership, Board, Management, Attorney-in-Fact, Influence, Other)	If Control is Owner-ship Provide Per-centage	Ultimate Controlling Entity(ies)/Person(s)	Is an SCA Filing Re-quired? (Y/N)	*
							REEP-MF Mount Vernon GA LLC	DE	NIA.....	New York Life Insurance Company	Ownership.....	100.000	New York Life Insurance CompanyN	
							REEP-MF Mount Laurel NJ LLC	DE	NIA.....	New York Life Insurance Company	Ownership.....	100.000	New York Life Insurance CompanyN	
							REEP-MF Verde NC LLC	DE	NIA.....	New York Life Insurance Company	Ownership.....	100.000	New York Life Insurance CompanyN	
							REEP-MF Wallingford WA LLC	DE	NIA.....	New York Life Insurance Company	Ownership.....	100.000	New York Life Insurance CompanyN	
							REEP-OFC Bellevue WA LLC	DE	NIA.....	New York Life Insurance Company	Ownership.....	100.000	New York Life Insurance CompanyN	
							REEP-OFC WATER RIDGE NC HOLDCO LLC	DE	NIA.....	New York Life Insurance Company	Ownership.....	100.000	New York Life Insurance CompanyN	
							REEP-OFC ONE WATER RIDGE NC LLC	DE	NIA.....	New York Life Insurance Company	Ownership.....	100.000	New York Life Insurance CompanyN	
							REEP-OFC TWO WATER RIDGE NC LLC	DE	NIA.....	New York Life Insurance Company	Ownership.....	100.000	New York Life Insurance CompanyN	
							REEP-OFC FOUR WATER RIDGE NC LLC	DE	NIA.....	New York Life Insurance Company	Ownership.....	100.000	New York Life Insurance CompanyN	
							REEP-OFC FIVE WATER RIDGE NC LLC	DE	NIA.....	New York Life Insurance Company	Ownership.....	100.000	New York Life Insurance CompanyN	
							REEP-OFC SIX WATER RIDGE NC LLC	DE	NIA.....	New York Life Insurance Company	Ownership.....	100.000	New York Life Insurance CompanyN	
							REEP-OFC SEVEN WATER RIDGE NC LLC	DE	NIA.....	New York Life Insurance Company	Ownership.....	100.000	New York Life Insurance CompanyN	
							REEP-OFC EIGHT WATER RIDGE NC LLC	DE	NIA.....	New York Life Insurance Company	Ownership.....	100.000	New York Life Insurance CompanyN	
							REEP-OFC NINE WATER RIDGE NC LLC	DE	NIA.....	New York Life Insurance Company	Ownership.....	100.000	New York Life Insurance CompanyN	
							REEP-OFC TEN WATER RIDGE NC LLC	DE	NIA.....	New York Life Insurance Company	Ownership.....	100.000	New York Life Insurance CompanyN	
							REEP-OFC ELEVEN WATER RIDGE NC LLC	DE	NIA.....	New York Life Insurance Company	Ownership.....	100.000	New York Life Insurance CompanyN	
			81-2351415				REEP-MF FOUNTAIN PLACE MN LLC	DE	NIA.....	New York Life Insurance Company	Ownership.....	100.000	New York Life Insurance CompanyN	
			81-2456809				REEP-MF FOUNTAIN PLACE MN LLC	DE	NIA.....	REEP-MF FOUNTAIN PLACE MN LLC	Ownership.....	100.000	New York Life Insurance CompanyN	
							REEP-OFC 2300 EMPIRE CA LLC	DE	NIA.....	New York Life Insurance Company	Ownership.....	100.000	New York Life Insurance CompanyN	
							REEP-IND 10 WEST II AZ LLC	DE	NIA.....	New York Life Insurance Company	Ownership.....	100.000	New York Life Insurance CompanyN	
							REEP-RTL Flemington NJ LLC	DE	NIA.....	New York Life Insurance Company	Ownership.....	100.000	New York Life Insurance CompanyN	
							REEP-RTL Mill Creek NJ LLC	DE	NIA.....	New York Life Insurance Company	Ownership.....	100.000	New York Life Insurance CompanyN	
							NJIND Raritan Center LLC	DE	NIA.....	New York Life Insurance Company	Ownership.....	100.000	New York Life Insurance CompanyN	
							NJIND Talmadge Road LLC	DE	NIA.....	New York Life Insurance Company	Ownership.....	100.000	New York Life Insurance CompanyN	
							NJIND Melrich Road LLC	DE	NIA.....	New York Life Insurance Company	Ownership.....	100.000	New York Life Insurance CompanyN	
							FP Building 18, LLC	DE	NIA.....	New York Life Insurance Company	Ownership.....	100.000	New York Life Insurance CompanyN	
							FP Building 19, LLC	DE	NIA.....	New York Life Insurance Company	Ownership.....	100.000	New York Life Insurance CompanyN	
							PTC Acquisitions, LLC	DE	NIA.....	New York Life Insurance Company	Ownership.....	100.000	New York Life Insurance CompanyN	
							Martingale Road LLC	DE	NIA.....	New York Life Insurance Company	Ownership.....	100.000	New York Life Insurance CompanyN	
							New York Life Funding	CYM	OTH.....	New York Life Insurance Company	Other.....	0.000	New York Life Insurance CompanyN	6
							New York Life Global Funding	DE	OTH.....	New York Life Insurance Company	Other.....	0.000	New York Life Insurance CompanyN	6
							NYL Equipment Issuance Trust	DE	OTH.....	New York Life Insurance Company	Influence.....	0.000	New York Life Insurance CompanyN	7
							NYL Equipment Issuance Trust 2014-2	DE	OTH.....	New York Life Insurance Company	Influence.....	0.000	New York Life Insurance CompanyN	7
							Government Energy Savings Trust 2003-A	NY	OTH.....	New York Life Insurance Company	Influence.....	0.000	New York Life Insurance CompanyN	7
							UFI-NOR Federal Receivables Trust, Series 2009B	NY	OTH.....	New York Life Insurance Company	Influence.....	0.000	New York Life Insurance CompanyN	7
							JREP Fund Holdings I, L.P.	CYM	NIA.....	New York Life Insurance Company	Ownership.....	12.500	New York Life Insurance CompanyN	
							Jaguar Real Estate Partners L.P.	CYM	NIA.....	New York Life Insurance Company	Ownership.....	30.300	New York Life Insurance CompanyN	
							NYLIFE Office Holdings Member LLC	DE	NIA.....	New York Life Insurance Company	Ownership.....	51.000	New York Life Insurance CompanyN	
					0001711406		NYLIFE Office Holdings LLC	DE	NIA.....	NYLIFE Office Holdings Member LLC	Ownership.....	51.000	New York Life Insurance CompanyN	
					0001728620		NYLIFE Office Holdings REIT LLC	DE	NIA.....	NYLIFE Office Holdings LLC	Ownership.....	100.000	New York Life Insurance CompanyN	
							REEP-OFC DRAKES LANDING LLC	DE	NIA.....	NYLIFE Office Holdings REIT LLC	Ownership.....	100.000	New York Life Insurance CompanyN	
							REEP-OFC CORPORATE POINTE CA LLC	DE	NIA.....	NYLIFE Office Holdings REIT LLC	Ownership.....	100.000	New York Life Insurance CompanyN	
							REEP-OFC VON KARMAN CA LLC	DE	NIA.....	NYLIFE Office Holdings REIT LLC	Ownership.....	100.000	New York Life Insurance CompanyN	
							REEP-OFC ONE BOWDOIN SQUARE MA LLC	DE	NIA.....	NYLIFE Office Holdings REIT LLC	Ownership.....	100.000	New York Life Insurance CompanyN	
							REEP-OFC 525 N Tryon NC LLC	DE	NIA.....	NYLIFE Office Holdings REIT LLC	Ownership.....	100.000	New York Life Insurance CompanyN	
			47-2591038				525 Charlotte Office LLC	DE	NIA.....	REEP-OFC 525 N Tryon NC LLC	Ownership.....	100.000	New York Life Insurance CompanyN	
					0001728621		NYLIFE Office Holdings Acquisition REIT LLC	DE	NIA.....	NYLIFE Office Holdings LLC	Ownership.....	100.000	New York Life Insurance CompanyN	
							REEP-OFC Westory DC LLC	DE	NIA.....	NYLIFE Office Holdings Acquisition REIT LLC	Ownership.....	100.000	New York Life Insurance CompanyN	
							MSVEF Investor LLC	DE	NIA.....	New York Life Insurance Company	Ownership.....	100.000	New York Life Insurance CompanyN	
					0001742549		MSVEF Feeder LP	DE	NIA.....	MSVEF Investor LLC	Ownership.....	55.560	New York Life Insurance CompanyN	
							MSVEF REIT LLC	DE	NIA.....	MSVEF Feeder LP	Ownership.....	55.560	New York Life Insurance CompanyN	
							Madison Square Value Enhancement Fund LP	DE	NIA.....	MSVEF REIT LLC	Ownership.....	51.000	New York Life Insurance CompanyN	

STATEMENT AS OF SEPTEMBER 30, 2019 OF THE NEW YORK LIFE INSURANCE COMPANY

SCHEDULE Y
PART 1A - DETAIL OF INSURANCE HOLDING COMPANY SYSTEM

1	2	3	4	5	6	7	8	9	10	11	12	13	14	15	16
Group Code	Group Name	NAIC Company Code	ID Number	Federal RSSD	CIK	Name of Securities Exchange if Publicly Traded (U.S. or International)	Names of Parent, Subsidiaries Or Affiliates	Domi-ciliary Location	Relation-ship to Reporting Entity	Directly Controlled by (Name of Entity/Person)	Type of Control (Ownership, Board, Management, Attorney-in-Fact, Influence, Other)	If Control is Owner-ship Provide Percen-tage	Ultimate Controlling Entity(ies)/Person(s)	Is an SCA Filing Re-quired? (Y/N)	*
							MSVEF-MF Evanston GP LLC	DE	NIA	Madison Square Value Enhancement Fund LP ..	Ownership.....	51.000	New York Life Insurance Company	N	
							MSVEF-MF Evanston II LP	DE	NIA	MSVEF-MF Evanston GP LLC	Ownership.....	51.000	New York Life Insurance Company	N	
							SEAF Sichuan SME Investment Fund LLC	DE	NIA	New York Life Enterprises LLC	Ownership.....	39.980	New York Life Insurance Company	N	
			98-0412951				New York Life International Holdings Limited								
							New York Life International Holdings Limited	MUS	NIA	New York Life Enterprises LLC	Ownership.....	84.380	New York Life Insurance Company	N	
			98-0412951												
								MUS	NIA	NYL Cayman Holdings Ltd.	Ownership.....	15.620	New York Life Insurance Company	N	
										New York Life International Holdings Limited					
							MAX Ventures and Industries Limited	IND	NIA	Limited	Ownership.....	21.400	New York Life Insurance Company	N	
							MAX Ventures and Industries Limited	IND	NIA	New York Life Insurance Company	Ownership.....	1.400	New York Life Insurance Company	N	
							NYL Cayman Holdings Ltd.	CYM	NIA	New York Life Enterprises LLC	Ownership.....	100.000	New York Life Insurance Company	N	
							NYL Worldwide Capital Investments, LLC	DE	NIA	NYL Cayman Holdings Ltd.	Ownership.....	100.000	New York Life Insurance Company	N	
							Seguros Monterrey New York Life, S.A. de C.V.								
								MEX	IA	New York Life Enterprises LLC	Ownership.....	99.998	New York Life Insurance Company	N	
							Seguros Monterrey New York Life, S.A. de C.V.								
								MEX	IA	NYL Worldwide Capital Investments	Ownership.....	0.002	New York Life Insurance Company	N	
							Administradora de Conductos SMNYL, S.A. de C.V.			Seguros Monterrey New York Life, S.A. de C.V.					
								MEX	NIA		Ownership.....	99.000	New York Life Insurance Company	N	
							Agencias de Distribucion SMNYL, S.A. de C.V.			Seguros Monterrey New York Life, S.A. de C.V.					
								MEX	NIA		Ownership.....	99.000	New York Life Insurance Company	N	
							Inmobiliaria SMNYL, S.A. de C.V.			Seguros Monterrey New York Life, S.A. de C.V.					
								MEX	NIA	Agencias de Distribucion SMNYL, S.A. de C.V.	Ownership.....	99.000	New York Life Insurance Company	N	
							Inmobiliaria SMNYL, S.A. de C.V.								
								MEX	NIA		Ownership.....	1.000	New York Life Insurance Company	N	
			26-1483563				Eagle Strategies LLC	DE	NIA	NYLIFE LLC	Ownership.....	100.000	New York Life Insurance Company	N	
			13-3853547				New York Life Capital Corporation	DE	NIA	NYLIFE LLC	Ownership.....	100.000	New York Life Insurance Company	N	
			13-3808042		0001033244		New York Life Trust Company	NY	NIA	NYLIFE LLC	Ownership.....	100.000	New York Life Insurance Company	N	
			13-5582869				NYL Executive Benefits LLC	DE	NIA	NYLIFE LLC	Ownership.....	100.000	New York Life Insurance Company	N	
			27-0145686		0000071637		NYLIFE Securities LLC	DE	NIA	NYLIFE LLC	Ownership.....	100.000	New York Life Insurance Company	N	
			13-3929029				NYLINK Insurance Agency Incorporated	DE	NIA	NYLIFE LLC	Ownership.....	100.000	New York Life Insurance Company	N	
							NYLUK I Company	GBR	NIA	NYLIFE LLC	Ownership.....	100.000	New York Life Insurance Company	N	
							NYLUK II Company	GBR	NIA	NYLUK I Company	Ownership.....	100.000	New York Life Insurance Company	N	
							Gresham Mortgage	GBR	NIA	NYLUK II Company	Ownership.....	100.000	New York Life Insurance Company	N	
							W Construction Company	GBR	NIA	NYLUK II Company	Ownership.....	100.000	New York Life Insurance Company	N	
							WUT	GBR	NIA	NYLUK II Company	Ownership.....	100.000	New York Life Insurance Company	N	
							WIM (AIM)	GBR	NIA	NYLUK II Company	Ownership.....	100.000	New York Life Insurance Company	N	
							NYL Investors (U.K.) Limited	GBR	NIA	NYL Investors LLC	Ownership.....	100.000	New York Life Insurance Company	N	
							NYL Investors REIT Manager LLC	DE	NIA	NYL Investors LLC	Ownership.....	100.000	New York Life Insurance Company	N	
							NYLIM Holdings NCVAD GP LLC	DE	NIA	NYL Investors LLC	Ownership.....	100.000	New York Life Insurance Company	N	
				0001570433			McMorgan Northern California Value Add/Development Fund I, LP	DE	NIA	NYLIM Holdings NCVAD GP LLC	Ownership.....	50.000	New York Life Insurance Company	N	
										McMorgan Northern California Value Add/Development Fund I, L.P.					
							MNCVAD-IND Norris Canyon CA LLC	DE	NIA		Ownership.....	100.000	New York Life Insurance Company	N	
							MNCVAD-CP Norris Canyon LLC	DE	NIA	MNCVAD-IND Norris Canyon CA LLC	Ownership.....	94.000	New York Life Insurance Company	N	
										McMorgan Northern California Value Add/Development Fund I, L.P.					
							MNCVAD-OFC 2665 NORTH FIRST CA LLC	DE	NIA		Ownership.....	100.000	New York Life Insurance Company	N	
							MNCVAD-SEAGATE 2665 NORTH FIRST LLC	DE	NIA	MNCVAD-OFC 2665 North First CA LLC	Ownership.....	90.000	New York Life Insurance Company	N	
										McMorgan Northern California Value Add/Development Fund I, L.P.					
							MNCVAD-OFC Bridgepointe CA LLC	DE	NIA		Ownership.....	100.000	New York Life Insurance Company	N	
										McMorgan Northern California Value Add/Development Fund I, L.P.					
							MNCVAD-OFC RIDDER PARK CA LLC	DE	NIA		Ownership.....	100.000	New York Life Insurance Company	N	
							MNCVAD-GRAYMARK RIDDER PARK LLC	DE	NIA	MNCVAD-OFC RIDDER PARK CA LLC	Ownership.....	97.500	New York Life Insurance Company	N	
										McMorgan Northern California Value Add/Development Fund I, L.P.					
							MNCVAD-OFC ONEBAY CA LLC	DE	NIA		Ownership.....	100.000	New York Life Insurance Company	N	

STATEMENT AS OF SEPTEMBER 30, 2019 OF THE NEW YORK LIFE INSURANCE COMPANY

SCHEDULE Y
PART 1A - DETAIL OF INSURANCE HOLDING COMPANY SYSTEM

1	2	3	4	5	6	7	8	9	10	11	12	13	14	15	16
Group Code	Group Name	NAIC Company Code	ID Number	Federal RSSD	CIK	Name of Securities Exchange if Publicly Traded (U.S. or International)	Names of Parent, Subsidiaries Or Affiliates	Domi-ciliary Location	Relation-ship to Reporting Entity	Directly Controlled by (Name of Entity/Person)	Type of Control (Ownership, Board, Management, Attorney-in-Fact, Influence, Other)	If Control is Ownership Provide Percen-tage	Ultimate Controlling Entity(ies)/Person(s)	Is an SCA Filing Re-quired? (Y/N)	*
							MNCVAD-HARVEST ONE BAY LLC	DE	NIA	MNCVAD-OFC ONEBAY CA LLC	Ownership	95.000	New York Life Insurance Company	N	
							MNCVAD-IND RICHMOND CA LLC	DE	NIA	McMorgan Northern California Value Add/Development Fund I, L.P.	Ownership	100.000	New York Life Insurance Company	N	
							NYL Investors NCVAD II GP, LLC	DE	NIA	NYL Investors LLC	Ownership	100.000	New York Life Insurance Company	N	
					0001705770		McMorgan Northern California Value Add/Development Fund II, LP	DE	NIA	NYL Investors NCVAD II GP, LLC	Ownership	50.000	New York Life Insurance Company	N	
							McMorgan Northern California Value Add/Development Fund II, L.P.	DE	NIA	McMorgan Northern California Value Add/Development Fund II, L.P.	Ownership	100.000	New York Life Insurance Company	N	
							MNCVAD II-MF HENLEY CA LLC	DE	NIA	MNCVAD II-MF HENLEY CA LLC	Ownership	90.000	New York Life Insurance Company	N	
							MNCVAD II-SP HENLEY JV LLC	DE	NIA	MNCVAD II-SP HENLEY JV LLC	Ownership	100.000	New York Life Insurance Company	N	
							MNCVAD II-SP HENLEY OWNER LLC	DE	NIA	McMorgan Northern California Value Add/Development Fund II, L.P.	Ownership	100.000	New York Life Insurance Company	N	
							MNCVAD II-OFC 770 L Street CA LLC	DE	NIA	McMorgan Northern California Value Add/Development Fund II, L.P.	Ownership	100.000	New York Life Insurance Company	N	
							MNCVAD II-MF UNION CA LLC	DE	NIA	MNCVAD II-MF UNION CA LLC	Ownership	90.000	New York Life Insurance Company	N	
							MNCVAD II- HOLIDAY UNION JV LLC	DE	NIA	McMorgan Northern California Value Add/Development Fund II, L.P.	Ownership	100.000	New York Life Insurance Company	N	
							MNCVAD II-OFC HARBORS CA LLC	DE	NIA	MNCVAD II-OFC HARBORS CA LLC	Ownership	90.000	New York Life Insurance Company	N	
							MNCVAD II-SEAGATE HARBORS LLC	DE	NIA	NYL Investors LLC	Ownership	100.000	New York Life Insurance Company	N	
							MSSDF Member LLC	DE	NIA	MSSDF Member LLC	Ownership	100.000	New York Life Insurance Company	N	
							Madison Square Structured Debt Fund LP	DE	NIA	NYL Investors LLC	Ownership	100.000	New York Life Insurance Company	N	
							MSSDF GP LLC	DE	NIA	MSSDF GP LLC	Ownership	100.000	New York Life Insurance Company	N	
							MSSDF REIT LLC	DE	NIA	MSSDF REIT LLC	Ownership	100.000	New York Life Insurance Company	N	
							MSSDF REIT Funding Sub I LLC	DE	NIA	NYL Investors LLC	Ownership	100.000	New York Life Insurance Company	N	
							MSVEF GP LLC	DE	NIA	NYL Investors LLC	Ownership	100.000	New York Life Insurance Company	N	
							MCPF GP LLC	DE	NIA	NYL Investors LLC	Ownership	100.000	New York Life Insurance Company	N	
							Madison Core Property Fund LP	DE	NIA	NYL Investors LLC	Management	0.000	New York Life Insurance Company	N	11
							MCPF Holdings Manager LLC	DE	NIA	Madison Core Property Fund LP	Ownership	100.000	New York Life Insurance Company	N	
							MCPF MA Holdings LLC	DE	NIA	Madison Core Property Fund LP	Ownership	100.000	New York Life Insurance Company	N	
							MCPF Holdings LLC	DE	NIA	Madison Core Property Fund LP	Ownership	100.000	New York Life Insurance Company	N	
							MIREF 1500 Quail, LLC	DE	NIA	Madison Core Property Fund LP	Ownership	100.000	New York Life Insurance Company	N	
							MIREF Mill Creek, LLC	DE	NIA	Madison Core Property Fund LP	Ownership	100.000	New York Life Insurance Company	N	
							MIREF Gateway, LLC	DE	NIA	Madison Core Property Fund LP	Ownership	100.000	New York Life Insurance Company	N	
							MIREF Delta Court, LLC	DE	NIA	Madison Core Property Fund LP	Ownership	100.000	New York Life Insurance Company	N	
							MIREF Fremont Distribution Center, LLC	DE	NIA	Madison Core Property Fund LP	Ownership	100.000	New York Life Insurance Company	N	
							MIREF Century, LLC	DE	NIA	Madison Core Property Fund LP	Ownership	100.000	New York Life Insurance Company	N	
							MIREF Saddle River LLC	DE	NIA	Madison Core Property Fund LP	Ownership	100.000	New York Life Insurance Company	N	
							MIREF Newpoint Commons, LLC	DE	NIA	Madison Core Property Fund LP	Ownership	100.000	New York Life Insurance Company	N	
							MIREF Northsight, LLC	DE	NIA	Madison Core Property Fund LP	Ownership	100.000	New York Life Insurance Company	N	
							MIREF Riverside, LLC	DE	NIA	Madison Core Property Fund LP	Ownership	100.000	New York Life Insurance Company	N	
							MIREF Corporate Woods, LLC	DE	NIA	Madison Core Property Fund LP	Ownership	100.000	New York Life Insurance Company	N	
							MIREF Bedminster, LLC	DE	NIA	Madison Core Property Fund LP	Ownership	100.000	New York Life Insurance Company	N	
							Bartons Lodge Apartments, LLC	DE	NIA	Madison Core Property Fund LP	Ownership	90.000	New York Life Insurance Company	N	
							MIREF Marketpointe, LLC	DE	NIA	Madison Core Property Fund LLC	Ownership	100.000	New York Life Insurance Company	N	
							MIREF 101 East Crossroads, LLC	DE	NIA	Madison Core Property Fund LLC	Ownership	100.000	New York Life Insurance Company	N	
							101 East Crossroads, LLC	DE	NIA	MIREF 101 East Crossroads, LLC	Ownership	100.000	New York Life Insurance Company	N	
							MIREF Hawthorne, LLC	DE	NIA	Madison Core Property Fund LLC	Ownership	100.000	New York Life Insurance Company	N	
							MIREF Auburn 277, LLC	DE	NIA	Madison Core Property Fund LLC	Ownership	100.000	New York Life Insurance Company	N	
							MIREF Sumner North, LLC	DE	NIA	Madison Core Property Fund LLC	Ownership	100.000	New York Life Insurance Company	N	
							MIREF Wellington, LLC	DE	NIA	Madison Core Property Fund LLC	Ownership	100.000	New York Life Insurance Company	N	
							MIREF Warner Center, LLC	DE	NIA	Madison Core Property Fund LLC	Ownership	100.000	New York Life Insurance Company	N	
							MADISON-MF Duluth GA LLC	DE	NIA	Madison Core Property Fund LLC	Ownership	100.000	New York Life Insurance Company	N	
							MADISON-OFC Centerstone I CA LLC	DE	NIA	Madison Core Property Fund LLC	Ownership	100.000	New York Life Insurance Company	N	
							MADISON-OFC Centerstone III CA LLC	DE	NIA	Madison Core Property Fund LLC	Ownership	100.000	New York Life Insurance Company	N	
							MADISON-MOB Centerstone IV CA LLC	DE	NIA	Madison Core Property Fund LLC	Ownership	100.000	New York Life Insurance Company	N	

STATEMENT AS OF SEPTEMBER 30, 2019 OF THE NEW YORK LIFE INSURANCE COMPANY

SCHEDULE Y
PART 1A - DETAIL OF INSURANCE HOLDING COMPANY SYSTEM

1	2	3	4	5	6	7	8	9	10	11	12	13	14	15	16
Group Code	Group Name	NAIC Company Code	ID Number	Federal RSSD	CIK	Name of Securities Exchange if Publicly Traded (U.S. or International)	Names of Parent, Subsidiaries Or Affiliates	Domi-ciliary Location	Relation-ship to Reporting Entity	Directly Controlled by (Name of Entity/Person)	Type of Control (Ownership, Board, Management, Attorney-in-Fact, Influence, Other)	If Control is Ownership Provide Percentage	Ultimate Controlling Entity(ies)/Person(s)	Is an SCA Filing Re-quired? (Y/N)	*
			47-2279230				MADISON-OFC Centerpoint Plaza CA LLC	DE	NIA.....	Madison Core Property Fund LLC	Ownership.....	100.000	New York Life Insurance CompanyN	
			47-2283899				MADISON-IND Logistics NC LLC	DE	NIA.....	Madison Core Property Fund LLC	Ownership.....	100.000	New York Life Insurance CompanyN	
							MCPF-LRC Logistics LLC	DE	NIA.....	MADISON-IND Logistics NC LLC	Ownership.....	90.000	New York Life Insurance CompanyN	
							MADISON-MF Desert Mirage AZ LLC	DE	NIA.....	Madison Core Property Fund LLC	Ownership.....	100.000	New York Life Insurance CompanyN	
							MADISON-OFC One Main Place OR LLC	DE	NIA.....	Madison Core Property Fund LLC	Ownership.....	100.000	New York Life Insurance CompanyN	
							MADISON-IND Fenton MO LLC	DE	NIA.....	Madison Core Property Fund LLC	Ownership.....	100.000	New York Life Insurance CompanyN	
							MADISON-IND Hitzert Roadway MO LLC	DE	NIA.....	Madison Core Property Fund LLC	Ownership.....	100.000	New York Life Insurance CompanyN	
							MADISON-MF Hoyt OR LLC	DE	NIA.....	Madison Core Property Fund LLC	Ownership.....	100.000	New York Life Insurance CompanyN	
							MADISON-RTL Clifton Heights PA LLC	DE	NIA.....	Madison Core Property Fund LLC	Ownership.....	100.000	New York Life Insurance CompanyN	
							MADISON-IND Locust CA LLC	DE	NIA.....	Madison Core Property Fund LLC	Ownership.....	100.000	New York Life Insurance CompanyN	
			47-5640009				MADISON-OFC Weston Pointe FL LLC	DE	NIA.....	Madison Core Property Fund LLC	Ownership.....	100.000	New York Life Insurance CompanyN	
							MADISON-MF Henderson NV LLC	DE	NIA.....	Madison Core Property Fund LLC	Ownership.....	100.000	New York Life Insurance CompanyN	
							MCPF-SP Henderson LLC	DE	NIA.....	MADISON-MF Henderson NV LLC	Ownership.....	90.000	New York Life Insurance CompanyN	
							MADISON-SP Henderson LLC	DE	NIA.....	MCPF-SP Henderson LLC	Ownership.....	90.000	New York Life Insurance CompanyN	
							MADISON-IND VISTA LOGISTICS OR LLC	DE	NIA.....	Madison Core Property Fund LLC	Ownership.....	100.000	New York Life Insurance CompanyN	
							MADISON-SPECHT VISTA LOGISTICS LLC	DE	NIA.....	MADISON-IND VISTA LOGISTICS OR LLC	Ownership.....	95.000	New York Life Insurance CompanyN	
							MADISON-MF MCCADDEN CA LLC	DE	NIA.....	Madison Core Property Fund LLC	Ownership.....	100.000	New York Life Insurance CompanyN	
							MADISON-OFC 1201 WEST IL LLC	DE	NIA.....	Madison Core Property Fund LLC	Ownership.....	100.000	New York Life Insurance CompanyN	
							MADISON-MCCAFFERY 1201 WEST IL LLC	DE	NIA.....	MADISON-OFC 1201 WEST IL LLC	Ownership.....	92.500	New York Life Insurance CompanyN	
							MADISON-MF CRESTONE AZ LLC	DE	NIA.....	Madison Core Property Fund LLC	Ownership.....	100.000	New York Life Insurance CompanyN	
							New York Life Investment Management Asia Limited	CYM	NIA.....	New York Life Investment Management Holdings LLC	Ownership.....	100.000	New York Life Insurance CompanyN	
			13-4080466		0000061227		MackKay Shields LLC	DE	NIA.....	New York Life Investment Management Holdings LLC	Ownership.....	100.000	New York Life Insurance CompanyN	
			27-2850988				MackKay Shields Core Plus Opportunities Fund GP LLC	DE	NIA.....	MackKay Shields LLC	Ownership.....	100.000	New York Life Insurance CompanyN	
			27-2851036		0001502131		MackKay Shields Core Plus / Opportunities Fund LP	DE	NIA.....	MackKay Shields Core Plus Opportunities Fund GP LLC	Ownership.....	100.000	New York Life Insurance CompanyN	
			27-0676586				MackKay Municipal Managers Opportunities GP LLC	DE	NIA.....	MackKay Shields LLC	Ownership.....	100.000	New York Life Insurance CompanyN	
			26-2332835		0001432467		MackKay Municipal Opportunities Master Fund, L.P.	DE	NIA.....	MackKay Municipal Managers Opportunities GP LLC	Ownership.....	100.000	New York Life Insurance CompanyN	
			22-2267512		0001432468		MackKay Municipal Opportunities Fund, L.P.	DE	NIA.....	MackKay Municipal Managers Opportunities GP LLC	Ownership.....	100.000	New York Life Insurance CompanyN	
			27-0676650				MackKay Municipal Managers Credit Opportunities GP, LLC	DE	NIA.....	MackKay Shields LLC	Ownership.....	100.000	New York Life Insurance CompanyN	
			30-0523736		0001460030		MackKay Municipal Credit Opportunities Master Fund, L.P.	DE	NIA.....	MackKay Municipal Managers Credit Opportunities GP LLC	Ownership.....	100.000	New York Life Insurance CompanyN	
			30-0523739		0001460023		MackKay Municipal Credit Opportunities Fund, L.P.	DE	NIA.....	MackKay Municipal Managers Credit Opportunities GP LLC	Ownership.....	100.000	New York Life Insurance CompanyN	
			38-4019880		0001700102		MackKay Municipal Credit Opportunities HL Fund, L.P.	DE	NIA.....	MackKay Municipal Managers Credit Opportunities GP LLC	Ownership.....	100.000	New York Life Insurance CompanyN	
			98-1374021				MackKay Municipal Managers Credit Opportunities HL (Cayman) GP LLC	CYM	NIA.....	MackKay Shields LLC	Ownership.....	100.000	New York Life Insurance CompanyN	
			98-1370729		0001710885		MackKay Municipal Credit Opportunities HL (Cayman) Fund, LP	CYM	NIA.....	MackKay Municipal Managers Credit Opportunities HL (Cayman) GP LLC	Ownership.....	100.000	New York Life Insurance CompanyN	
			45-3040968				MackKay Municipal Short Term Opportunities Fund GP LLC	DE	NIA.....	MackKay Shields LLC	Ownership.....	100.000	New York Life Insurance CompanyN	
			45-3041041		0001532022		MackKay Municipal Short Term Opportunities Fund LP	DE	NIA.....	MackKay Municipal Short Term Opportunities Fund GP LLC	Ownership.....	100.000	New York Life Insurance CompanyN	
							Plainview Funds plc	IRL	NIA.....	MackKay Shields LLC	Ownership.....	50.000	New York Life Insurance CompanyN	
							Plainview Funds plc	IRL	NIA.....	MackKay Shields LLC	Board of Directors.....	0.000	New York Life Insurance CompanyN	
							Plainview Funds plc - MacKay Shields Emerging Markets Credit Portfolio	IRL	NIA.....	New York Life Insurance Company	Management.....	0.000	New York Life Insurance CompanyN	2

STATEMENT AS OF SEPTEMBER 30, 2019 OF THE NEW YORK LIFE INSURANCE COMPANY

SCHEDULE Y

PART 1A - DETAIL OF INSURANCE HOLDING COMPANY SYSTEM

1	2	3	4	5	6	7	8	9	10	11	12	13	14	15	16
Group Code	Group Name	NAIC Company Code	ID Number	Federal RSSD	CIK	Name of Securities Exchange if Publicly Traded (U.S. or International)	Names of Parent, Subsidiaries Or Affiliates	Domi-ciliary Location	Relation-ship to Reporting Entity	Directly Controlled by (Name of Entity/Person)	Type of Control (Ownership, Board, Management, Attorney-in-Fact, Influence, Other)	If Control is Owner-ship Provide Percen-tage	Ultimate Controlling Entity(ies)/Person(s)	Is an SCA Filing Re-quired? (Y/N)	*
							Plainview Funds plc – MacKay Shields Emerging Markets Credit Portfolio	..IRL	..NIA	New York Life Insurance and Annuity Corporation	Management	..0.000	New York Life Insurance Company	..N	..2
							Plainview Funds plc – MacKay Shields Unconstrained Bond Portfolio	..IRL	..NIA	New York Life Insurance Company	Management	..0.000	New York Life Insurance Company	..N	..2
							Plainview Funds plc – MacKay Shields Unconstrained Bond Portfolio	..IRL	..NIA	MacKay Shields LLC	Ownership	..0.730	New York Life Insurance Company	..N	
							Plainview Funds plc – MacKay Shields Floating Rate High Yield Portfolio	..IRL	..NIA	New York Life Insurance Company	Ownership	..90.670	New York Life Insurance Company	..N	
							Plainview Funds plc – MacKay Shields Floating Rate High Yield Portfolio	..IRL	..NIA	MacKay Shields LLC	Ownership	..9.320	New York Life Insurance Company	..N	
							Plainview Funds plc – MacKay Shields Core Plus Opportunities Portfolio	..IRL	..NIA	MacKay Shields LLC	Management	..0.000	New York Life Insurance Company	..N	..2
			22-6861385				MacKay Shields Statutory Trust High Yield Bond Series	..CT	..NIA	Plainview Funds plc	Management	..0.000	New York Life Insurance Company	..N	..2
							Plainview Funds plc – MacKay Shields High Yield Crossover Portfolio	..IRL	..NIA	New York Life Insurance Company	Management	..0.000	New York Life Insurance Company	..N	..2
							Plainview Funds plc – MacKay Shields High Yield Crossover Portfolio	..IRL	..NIA	MacKay Shields LLC	Ownership	..3.320	New York Life Insurance Company	..N	
			27-3064248				MacKay Shields High Yield Active Core Fund GP LLC	..DE	..NIA	MacKay Shields LLC	Ownership	..100.000	New York Life Insurance Company	..N	
			26-4248749		0001502130		MacKay Shields High Yield Active Core Fund LP	..DE	..NIA	MacKay Shields High Yield Active Core Fund GP LLC	Ownership	..100.000	New York Life Insurance Company	..N	
			98-0540507				MacKay Shields Credit Strategy Fund Ltd	..CYM	..NIA	MacKay Shields LLC	Ownership	..100.000	New York Life Insurance Company	..N	
			13-4357172	3859263			MacKay Shields Credit Strategy Partners LP	..DE	..NIA	MacKay Shields LLC	Ownership	..100.000	New York Life Insurance Company	..N	
					0001502133		MacKay Shields Defensive Bond Arbitrage Fund Ltd.	..BMJ	..NIA	MacKay Shields LLC	Ownership	..0.130	New York Life Insurance Company	..N	
					0001502133		MacKay Shields Defensive Bond Arbitrage Fund Ltd.	..BMJ	..NIA	New York Life Insurance Company	Ownership	..12.740	New York Life Insurance Company	..N	
			45-2732939				MacKay Shields Core Fixed Income Fund GP LLC	..DE	..NIA	MacKay Shields LLC	Ownership	..100.000	New York Life Insurance Company	..N	
			45-2733007		0001529525		MacKay Shields Core Fixed Income Fund LP	..DE	..NIA	MacKay Shields Core Fixed Income Fund GP LLC	Ownership	..100.000	New York Life Insurance Company	..N	
			82-1760156				MacKay Shields Select High Yield Bond Fund GP LLC	..DE	..NIA	MacKay Shields LLC	Ownership	..100.000	New York Life Insurance Company	..N	
			81-4553436		0001703194		MacKay Shields Select High Yield Bond Fund LP	..DE	..NIA	MacKay Shields Select High Yield Bond Fund GP LLC	Ownership	..100.000	New York Life Insurance Company	..N	
			81-4560451				MacKay Shields Select High Yield Bond Fund GP LLC	..DE	..NIA	MacKay Shields Select High Yield Bond Fund GP LLC	Ownership	..100.000	New York Life Insurance Company	..N	
			98-1108933				MacKay Shields High Yield Crossover Fund LP	..DE	..NIA	MacKay Shields High Yield Crossover Fund LP	Ownership	..100.000	New York Life Insurance Company	..N	
			98-1108933				MacKay Shields (International) Ltd.	..GBR	..NIA	MacKay Shields LLC	Ownership	..100.000	New York Life Insurance Company	..N	
			98-1108959				MacKay Shields (Services) Ltd.	..GBR	..NIA	MacKay Shields LLC	Ownership	..100.000	New York Life Insurance Company	..N	
			98-1108940				MacKay Shields UK LLP	..GBR	..NIA	MacKay Shields (International) Ltd.	Ownership	..99.000	New York Life Insurance Company	..N	
			98-1108940				MacKay Shields UK LLP	..GBR	..NIA	MacKay Shields (Services) Ltd.	Ownership	..1.000	New York Life Insurance Company	..N	
							MacKay Shields Global Derivatives LLC	..DE	..NIA	MacKay Shields LLC	Ownership	..100.000	New York Life Insurance Company	..N	
			47-2950749				MacKay Municipal Managers Puerto Rico Opportunities GP LLC	..DE	..NIA	MacKay Shields LLC	Ownership	..100.000	New York Life Insurance Company	..N	
			47-2960789		0001639566		MacKay Puerto Rico Opportunities Funds, L.P.	..DE	..NIA	MacKay Municipal Managers Puerto Rico Opportunities GP LLC	Ownership	..100.000	New York Life Insurance Company	..N	
			98-1230069		0001639564		MacKay Puerto Rico Opportunities Feeder Fund, L.P.	..CYM	..NIA	MacKay Municipal Managers Puerto Rico Opportunities GP LLC	Ownership	..100.000	New York Life Insurance Company	..N	
			47-3358622				MacKay Municipal Managers California Opportunities GP LLC	..DE	..NIA	MacKay Shields LLC	Ownership	..100.000	New York Life Insurance Company	..N	
							MacKay Municipal Managers California Opportunities Fund, L.P.	..DE	..NIA	MacKay Municipal Managers California Opportunities GP LLC	Ownership	..100.000	New York Life Insurance Company	..N	

STATEMENT AS OF SEPTEMBER 30, 2019 OF THE NEW YORK LIFE INSURANCE COMPANY

SCHEDULE Y

PART 1A - DETAIL OF INSURANCE HOLDING COMPANY SYSTEM

1	2	3	4	5	6	7	8	9	10	11	12	13	14	15	16
Group Code	Group Name	NAIC Company Code	ID Number	Federal RSSD	CIK	Name of Securities Exchange if Publicly Traded (U.S. or International)	Names of Parent, Subsidiaries Or Affiliates	Domi-ciliary Location	Relation-ship to Reporting Entity	Directly Controlled by (Name of Entity/Person)	Type of Control (Ownership, Board, Management, Attorney-in-Fact, Influence, Other)	If Control is Owner-ship Provide Percen-tage	Ultimate Controlling Entity(ies)/Person(s)	Is an SCA Filing Re-quired? (Y/N)	*
			81-2401724				MackKay Municipal New York Opportunities GP LLC	DE	NIA	MackKay Shields LLC	Ownership	100.000	New York Life Insurance Company	N	
			38-4002797		0001685030		MackKay Municipal New York Opportunities Fund, L.P.	DE	NIA	MackKay Municipal New York Opportunities GP LLC	Ownership	100.000	New York Life Insurance Company	N	
					0001700100		MackKay Municipal Opportunity HL Fund LP	DE	NIA	MackKay Municipal New York Opportunities GP LLC	Ownership	100.000	New York Life Insurance Company	N	
			81-2575585				MackKay Municipal Capital Trading GP LLC	DE	NIA	MackKay Shields LLC	Ownership	100.000	New York Life Insurance Company	N	
			36-4846547				MackKay Municipal Capital Trading Master Fund, L.P.	DE	NIA	MackKay Municipal Capital Trading GP LLC	Ownership	100.000	New York Life Insurance Company	N	
			37-1836504				MackKay Municipal Capital Trading Fund, L.P.	DE	NIA	MackKay Municipal Capital Trading GP LLC	Ownership	100.000	New York Life Insurance Company	N	
			81-4932734				MackKay Municipal Managers Strategic Opportunities GP LLC	DE	NIA	MackKay Shields LLC	Ownership	100.000	New York Life Insurance Company	N	
			37-1846456		0001701742		MackKay Municipal Strategic Opportunities Fund LP	DE	NIA	MackKay Municipal Managers Strategic Opportunities GP LLC	Ownership	100.000	New York Life Insurance Company	N	
			82-1728099				MackKay Shields US Equity Market Neutral Fund GP LLC	DE	NIA	MackKay Shields LLC	Ownership	100.000	New York Life Insurance Company	N	
			27-4320205		0001510983		MackKay Cornerstone US Equity Market Neutral Fund LP	DE	NIA	MackKay Shields US Equity Market Neutral Fund GP LLC	Ownership	100.000	New York Life Insurance Company	N	
			82-1715543				MackKay Shields Intermediate Bond Fund GP LLC	DE	NIA	MackKay Shields LLC	Ownership	100.000	New York Life Insurance Company	N	
			82-1716026		0001715261		MackKay Shields Intermediate Bond Fund LP	DE	NIA	MackKay Shields Intermediate Bond Fund GP LLC	Ownership	100.000	New York Life Insurance Company	N	
			13-4080466				MackKay Shields General Partner (L/S) LLC	DE	NIA	MackKay Shields LLC	Ownership	100.000	New York Life Insurance Company	N	
			13-4185570				MackKay Shields Long/Short Fund LP	DE	NIA	MackKay Shields General Partner (L/S) LLC	Ownership	100.000	New York Life Insurance Company	N	
			02-0633343				MackKay Shields Long/Short Fund (Master) LP	DE	NIA	MackKay Shields General Partner (L/S) LLC	Ownership	100.000	New York Life Insurance Company	N	
							MackKay Municipal Managers Opportunities Allocation GP LLC	DE	NIA	MackKay Shields LLC	Ownership	100.000	New York Life Insurance Company	N	
			83-3051488				MackKay Municipal Managers Opportunities Allocation Master Fund LP	DE	NIA	MackKay Municipal Managers Opportunities Allocation GP LLC	Ownership	100.000	New York Life Insurance Company	N	
			83-3085547				MackKay Municipal Managers Opportunities Allocation Fund A LP	DE	NIA	MackKay Municipal Managers Opportunities Allocation GP LLC	Ownership	100.000	New York Life Insurance Company	N	
			83-3088001				MackKay Municipal Managers Opportunities Allocation Fund B LP	DE	NIA	MackKay Municipal Managers Opportunities Allocation GP LLC	Ownership	100.000	New York Life Insurance Company	N	
							MackKay Municipal Managers U.S. Infrastructure – Opportunities GP LLC	DE	NIA	MackKay Shields LLC	Ownership	100.000	New York Life Insurance Company	N	
			83-3010096				MackKay Municipal U.S. Infrastructure Opportunities Fund LP	DE	NIA	MackKay Municipal Managers U.S. Infrastructure – Opportunities GP LLC	Ownership	100.000	New York Life Insurance Company	N	
			84-2017635				MackKay Municipal Managers High Yield Select GP LLC	DE	NIA	MackKay Shields LLC	Ownership	100.000	New York Life Insurance Company	N	
			84-2046842				MackKay Municipal High Yield Select Fund LP	DE	NIA	MackKay Municipal Managers High Yield Select GP LLC	Ownership	100.000	New York Life Insurance Company	N	
			47-2426303				CVP Holdings LLC	DE	NIA	MackKay Shields LLC	Ownership	60.000	New York Life Insurance Company	N	
			46-5492608				CVP CLO Manager LLC	DE	NIA	CVP Holdings LLC	Ownership	100.000	New York Life Insurance Company	N	
							CVP CLO Holdings GP LLC	DE	NIA	CVP CLO Manager LLC	Ownership	100.000	New York Life Insurance Company	N	
							CVP CLO Holdings, LP	CYM	NIA	CVP CLO Holdings GP LLC	Ownership	100.000	New York Life Insurance Company	N	
							CVP CLO Advisors, LLC	DE	NIA	CVP CLO Holdings LP	Ownership	100.000	New York Life Insurance Company	N	
							Credit Value Partners, LLC	DE	NIA	CVP Holdings LLC	Ownership	100.000	New York Life Insurance Company	N	
							CHIPC Evergreen General LLC	DE	NIA	Credit Value Partners, LLC	Ownership	100.000	New York Life Insurance Company	N	
							CVP High Income Private Credit Master Fund LP	CYM	NIA	CHIPC Evergreen General LLC	Ownership	100.000	New York Life Insurance Company	N	
			27-3015409				CVP Loan Servicing LLC	DE	NIA	Credit Value Partners, LLC	Ownership	100.000	New York Life Insurance Company	N	
							CHIPC PE General, LLC	DE	NIA	Credit Value Partners, LLC	Ownership	100.000	New York Life Insurance Company	N	
							CHIPC PE Intermediate Fund, LP	CYM	NIA	CHIPC PE General, LLC	Ownership	100.000	New York Life Insurance Company	N	

SCHEDULE Y
PART 1A - DETAIL OF INSURANCE HOLDING COMPANY SYSTEM

1	2	3	4	5	6	7	8	9	10	11	12	13	14	15	16
Group Code	Group Name	NAIC Company Code	ID Number	Federal RSSD	CIK	Name of Securities Exchange if Publicly Traded (U.S. or International)	Names of Parent, Subsidiaries Or Affiliates	Domi-ciliary Location	Relation-ship to Reporting Entity	Directly Controlled by (Name of Entity/Person)	Type of Control (Ownership, Board, Management, Attorney-in-Fact, Influence, Other)	If Control is Owner-ship Provide Percen-tage	Ultimate Controlling Entity(ies)/Person(s)	Is an SCA Filing Re-quired? (Y/N)	*
					0001672455		CVP High Income Private Credit PE Fund (Cayman), LP	.CYM	NIA	CHIPC PE General, LLC	Ownership	100.000	New York Life Insurance Company	.N	
					0001672457		CVP High Income Private Credit PE Fund, LP	.DE	NIA	CHIPC PE General, LLC	Ownership	100.000	New York Life Insurance Company	.N	
							CVF IV General, LLC	.DE	NIA	Credit Value Partners, LLC	Ownership	100.000	New York Life Insurance Company	.N	
					0001650747		Credit Value Fund IV, LP	.DE	NIA	CVF IV General, LLC	Ownership	100.000	New York Life Insurance Company	.N	
					0001647880		Credit Value Fund (Cayman) IV, LP	.CYM	NIA	CVF IV General, LLC	Ownership	100.000	New York Life Insurance Company	.N	
							Credit Value Intermediate Fund IV, LP	.CYM	NIA	CVF IV General, LLC	Ownership	100.000	New York Life Insurance Company	.N	
							Credit Value Master Fund IV-A, LP	.CYM	NIA	CVF IV General, LLC	Ownership	100.000	New York Life Insurance Company	.N	
							Credit Value Master Fund IV-B, LP	.CYM	NIA	CVF IV General, LLC	Ownership	100.000	New York Life Insurance Company	.N	
							CVF IV Vert LLC	.DE	NIA	CVF IV General, LLC	Ownership	100.000	New York Life Insurance Company	.N	
							CVF IV-A1 Vert LLC	.DE	NIA	CVF IV General, LLC	Ownership	100.000	New York Life Insurance Company	.N	
							CVP SPV LLC	.DE	NIA	Credit Value Partners, LLC	Ownership	100.000	New York Life Insurance Company	.N	
							CVP SPV LLC Series I	.DE	NIA	Credit Value Partners, LLC	Ownership	100.000	New York Life Insurance Company	.N	
							CVP SPV LLC Series II	.DE	NIA	Credit Value Partners, LLC	Ownership	100.000	New York Life Insurance Company	.N	
							CVP SPV LLC Series III	.DE	NIA	Credit Value Partners, LLC	Ownership	100.000	New York Life Insurance Company	.N	
							CVP Europe Investment Management Limited	.JRL	NIA	Credit Value Partners, LLC	Ownership	100.000	New York Life Insurance Company	.N	
							MKS CVF V General LLC	.DE	NIA	Credit Value Partners, LLC	Ownership	100.000	New York Life Insurance Company	.N	
							MacKay Shields Credit Value Fund V, LP	.DE	NIA	MKS CVF V General LLC	Ownership	100.000	New York Life Insurance Company	.N	
							MacKay Shields Credit Value Master Fund V, LP								
								.CYM	NIA	MKS CVF V General LLC	Ownership	100.000	New York Life Insurance Company	.N	
							MacKay Shields Credit Value Intermediate Fund V, LP	.CYM	NIA	MKS CVF V General LLC	Ownership	100.000	New York Life Insurance Company	.N	
							MacKay Shields Credit Value Fund (Cayman) V, LP	.CYM	NIA	MKS CVF V General LLC	Ownership	100.000	New York Life Insurance Company	.N	
					0001453415		Cornerstone Capital Management Holdings LLC	.DE	NIA	New York Life Investment Management Holdings LLC	Ownership	100.000	New York Life Insurance Company	.N	
							Madison Square Investors Asian Equity Market Neutral Fund GP, LLC	.DE	NIA	Cornerstone Capital Management Holdings LLC	Ownership	100.000	New York Life Insurance Company	.N	
							Cornerstone US Equity Market Neutral Fund, LLC	.DE	NIA	Cornerstone Capital Management Holdings LLC	Ownership	100.000	New York Life Insurance Company	.N	
							Cornerstone Capital Management Large-Cap Enhanced Index Fund GP, LLC	.DE	NIA	Cornerstone Capital Management Holdings LLC	Ownership	100.000	New York Life Insurance Company	.N	
					0001329043		Cornerstone Capital Management Large-Cap Enhanced Index Fund, LP	.DE	NIA	Cornerstone Capital Management Large-Cap Enhanced Index Fund GP, LLC	Ownership	100.000	New York Life Insurance Company	.N	
							GoldPoint Partners LLC	.DE	NIA	New York Life Investment Management Holdings LLC	Ownership	100.000	New York Life Insurance Company	.N	
					0001513540		New York Life Capital Partners, LLC	.DE	NIA	GoldPoint Partners LLC	Ownership	100.000	New York Life Insurance Company	.N	
					0001513533		New York Life Capital Partners, LP	.DE	NIA	New York Life Capital Partners, LLC	Ownership	100.000	New York Life Insurance Company	.N	
					0001293285		New York Life Capital Partners II, LLC	.DE	NIA	GoldPoint Partners LLC	Ownership	100.000	New York Life Insurance Company	.N	
					0001293286		New York Life Capital Partners II, LP	.DE	NIA	New York Life Capital Partners II, LLC	Ownership	100.000	New York Life Insurance Company	.N	
							New York Life Capital Partners III GenPar GP, LLC	.DE	NIA	GoldPoint Partners LLC	Ownership	100.000	New York Life Insurance Company	.N	
							New York Life Capital Partners III GenPar, LP	.DE	NIA	New York Life Capital Partners III GenPar GP, LLC	Ownership	100.000	New York Life Insurance Company	.N	
									NIA	New York Life Capital Partners III GenPar, LP	Ownership	100.000	New York Life Insurance Company	.N	
							New York Life Capital Partners III, LP	.DE	NIA	New York Life Capital Partners III GenPar, LP	Ownership	100.000	New York Life Insurance Company	.N	
									NIA	New York Life Capital Partners III GenPar, LP	Ownership	100.000	New York Life Insurance Company	.N	
							New York Life Capital Partners III-A, LP	.DE	NIA	GoldPoint Partners LLC	Ownership	100.000	New York Life Insurance Company	.N	
							New York Life Capital Partners IV GenPar GP, LLC	.DE	NIA	New York Life Capital Partners IV GenPar GP, LLC	Ownership	100.000	New York Life Insurance Company	.N	
							New York Life Capital Partners IV GenPar, LP	.DE	NIA	New York Life Capital Partners IV GenPar, LP	Ownership	100.000	New York Life Insurance Company	.N	
									NIA	New York Life Capital Partners IV GenPar, LP	Ownership	100.000	New York Life Insurance Company	.N	
							New York Life Capital Partners IV, LP	.DE	NIA		Ownership	100.000	New York Life Insurance Company	.N	

STATEMENT AS OF SEPTEMBER 30, 2019 OF THE NEW YORK LIFE INSURANCE COMPANY

SCHEDULE Y
PART 1A - DETAIL OF INSURANCE HOLDING COMPANY SYSTEM

1	2	3	4	5	6	7	8	9	10	11	12	13	14	15	16
Group Code	Group Name	NAIC Company Code	ID Number	Federal RSSD	CIK	Name of Securities Exchange if Publicly Traded (U.S. or International)	Names of Parent, Subsidiaries Or Affiliates	Domi-ciliary Location	Relation-ship to Reporting Entity	Directly Controlled by (Name of Entity/Person)	Type of Control (Ownership, Board, Management, Attorney-in-Fact, Influence, Other)	If Control is Owner-ship Provide Percen-tage	Ultimate Controlling Entity(ies)/Person(s)	Is an SCA Filing Re-quired? (Y/N)	*
							New York Life Capital Partners IV-A, LP	DE	NIA	New York Life Capital Partners IV GenPar, LP	Ownership	100.000	New York Life Insurance Company	N	
							GoldPoint Mezzanine Partners IV GenPar GP, LLC	DE	NIA	GoldPoint Partners LLC	Ownership	100.000	New York Life Insurance Company	N	
							GoldPoint Mezzanine Partners IV GenPar LP	DE	NIA	GoldPoint Mezzanine Partners IV GenPar GP, LLC	Ownership	100.000	New York Life Insurance Company	N	
					0001670568		GoldPoint Mezzanine Partners Co-Investment Fund A, LP	DE	NIA	GoldPoint Mezzanine Partners IV GenPar LP	Ownership	100.000	New York Life Insurance Company	N	
					0001652367		GoldPoint Mezzanine Partners IV, LP	DE	NIA	GoldPoint Mezzanine Partners IV GenPar LP	Ownership	100.000	New York Life Insurance Company	N	
							GPP Mezzanine Blocker Holdco A, LP	DE	NIA	GoldPoint Mezzanine Partners IV, LP	Ownership	100.000	New York Life Insurance Company	N	
							GPP Mezzanine Blocker Holdco Preferred A, LP	DE	NIA	GoldPoint Mezzanine Partners IV, LP	Ownership	100.000	New York Life Insurance Company	N	
							GPP Mezzanine Blocker Holdco B, LP	DE	NIA	GoldPoint Mezzanine Partners IV, LP	Ownership	100.000	New York Life Insurance Company	N	
							GPP Mezzanine Blocker Holdco C, LP	DE	NIA	GoldPoint Mezzanine Partners IV, LP	Ownership	100.000	New York Life Insurance Company	N	
							GPP Mezzanine Blocker Holdco D, LP	DE	NIA	GoldPoint Mezzanine Partners IV, LP	Ownership	100.000	New York Life Insurance Company	N	
							GPP Mezzanine Blocker Holdco E, LP	DE	NIA	GoldPoint Mezzanine Partners IV, LP	Ownership	100.000	New York Life Insurance Company	N	
							GPP Mezz IV ECI Aggregator LP	DE	NIA	GPP Mezzanine Blocker Holdco E, LP	Ownership	100.000	New York Life Insurance Company	N	
							GPP Mezzanine Blocker Holdco F, LP	DE	NIA	GoldPoint Mezzanine Partners IV, LP	Ownership	100.000	New York Life Insurance Company	N	
							GPP Mezzanine Blocker Holdco H, LP	DE	NIA	GoldPoint Mezzanine Partners IV, LP	Ownership	100.000	New York Life Insurance Company	N	
							GoldPoint Mezzanine Partners Offshore IV, L.P.	CYM	NIA	GoldPoint Mezzanine Partners IV GenPar GP, LLC	Ownership	100.000	New York Life Insurance Company	N	
							GoldPoint Partners Co-Investment V GenPar GP LLC	DE	NIA	GoldPoint Partners LLC	Ownership	100.000	New York Life Insurance Company	N	
							GoldPoint Partners Co-Investment V GenPar, L.P.	DE	NIA	GoldPoint Partners Co-Investment V GenPar GP LLC	Ownership	100.000	New York Life Insurance Company	N	
					0001670563		GoldPoint Partners Co-Investment Fund-A, LP	DE	NIA	GoldPoint Partners Co-Investment V GenPar, L.P.	Ownership	100.000	New York Life Insurance Company	N	
					0001562188		GoldPoint Partners Co-Investment V, L.P.	DE	NIA	GoldPoint Partners Co-Investment V GenPar, L.P.	Ownership	100.000	New York Life Insurance Company	N	
							GoldPoint Partners Co-Investment V ECI	DE	NIA	GoldPoint Partners Co-Investment V, LP	Ownership	100.000	New York Life Insurance Company	N	
							Blocker Holdco B, LP	DE	NIA	GoldPoint Partners Co-Investment V ECI	Ownership	100.000	New York Life Insurance Company	N	
							GoldPoint Partners Co-Investment V ECI	DE	NIA	Blocker Holdco B, LP	Ownership	100.000	New York Life Insurance Company	N	
							Blocker B, LP	DE	NIA	GoldPoint Partners Co-Investment V ECI	Ownership	100.000	New York Life Insurance Company	N	
							GoldPoint Partners Co-Investment V ECI	DE	NIA	Blocker Holdco C, LP	Ownership	100.000	New York Life Insurance Company	N	
							Blocker Holdco C, LP	DE	NIA	GoldPoint Partners Co-Investment V ECI	Ownership	100.000	New York Life Insurance Company	N	
							Blocker C, LP	DE	NIA	Blocker Holdco C, LP	Ownership	100.000	New York Life Insurance Company	N	
							GoldPoint Partners Co-Investment V ECI	DE	NIA	GoldPoint Partners Co-Investment V, LP	Ownership	100.000	New York Life Insurance Company	N	
							Blocker Holdco D, LP	DE	NIA	GoldPoint Partners Co-Investment V ECI	Ownership	100.000	New York Life Insurance Company	N	
							GoldPoint Partners Co-Investment V ECI	DE	NIA	Blocker Holdco D, LP	Ownership	100.000	New York Life Insurance Company	N	
							Blocker D, LP	DE	NIA	GoldPoint Partners Co-Investment V, LP	Ownership	100.000	New York Life Insurance Company	N	
							GoldPoint Partners Co-Investment V ECI	DE	NIA	GoldPoint Partners Co-Investment V, LP	Ownership	100.000	New York Life Insurance Company	N	
							Blocker E, LP	DE	NIA	GoldPoint Partners Co-Investment V, LP	Ownership	100.000	New York Life Insurance Company	N	
							GoldPoint Partners Co-Investment V ECI	DE	NIA	GoldPoint Partners Co-Investment V ECI	Ownership	100.000	New York Life Insurance Company	N	
							Blocker Holdco F, LP	DE	NIA	Blocker Holdco F, LP	Ownership	100.000	New York Life Insurance Company	N	
							GoldPoint Partners Co-Investment V ECI	DE	NIA	Blocker Holdco F, LP	Ownership	100.000	New York Life Insurance Company	N	
							Blocker F, LP	DE	NIA	GoldPoint Partners Co-Investment V, LP	Ownership	100.000	New York Life Insurance Company	N	
							GoldPoint Partners Co-Investment V ECI	DE	NIA	GoldPoint Partners Co-Investment V ECI	Ownership	100.000	New York Life Insurance Company	N	
							Blocker Holdco G,LP	DE	NIA	Blocker Holdco G,LP	Ownership	100.000	New York Life Insurance Company	N	
							GoldPoint Partners Co-Investment V ECI	DE	NIA	GoldPoint Partners Co-Investment V ECI	Ownership	100.000	New York Life Insurance Company	N	
							Blocker G,LP	DE	NIA	Blocker Holdco G,LP	Ownership	100.000	New York Life Insurance Company	N	
							GoldPoint Private Debt Partners V GenPar GP, LLC	DE	NIA	GoldPoint Partners LLC	Ownership	100.000	New York Life Insurance Company	N	
							GoldPoint Partners FA I, LLC	DE	NIA	GoldPoint Partners LLC	Ownership	100.000	New York Life Insurance Company	N	

STATEMENT AS OF SEPTEMBER 30, 2019 OF THE NEW YORK LIFE INSURANCE COMPANY

SCHEDULE Y

PART 1A - DETAIL OF INSURANCE HOLDING COMPANY SYSTEM

1	2	3	4	5	6	7	8	9	10	11	12	13	14	15	16
Group Code	Group Name	NAIC Company Code	ID Number	Federal RSSD	CIK	Name of Securities Exchange if Publicly Traded (U.S. or International)	Names of Parent, Subsidiaries Or Affiliates	Domi-ciliary Location	Relation-ship to Reporting Entity	Directly Controlled by (Name of Entity/Person)	Type of Control (Ownership, Board, Management, Attorney-in-Fact, Influence, Other)	If Control is Owner-ship Provide Percen-tage	Ultimate Controlling Entity(ies)/Person(s)	Is an SCA Filing Re-quired? (Y/N)	*
							GoldPoint Partners Select Manager III GenPar GP, LLC	DE	NIA	GoldPoint Partners LLC	Ownership	100.000	New York Life Insurance Company	N	
							GoldPoint Partners Select Manager III GenPar, L.P.	CYM	NIA	GoldPoint Partners Select Manager III GenPar GP, LLC	Ownership	100.000	New York Life Insurance Company	N	
					0001644721		GoldPoint Partners Select Manager Fund III, L.P.	CYM	NIA	GoldPoint Partners Select Manager III GenPar, LP	Ownership	100.000	New York Life Insurance Company	N	
							GoldPoint Partners Select Manager Fund III AIV, L.P.	DE	NIA	GoldPoint Partners Select Manager III GenPar, LP	Ownership	100.000	New York Life Insurance Company	N	
							GoldPoint Partners Select Manager IV GenPar GP, LLC	DE	NIA	GoldPoint Partners LLC	Ownership	100.000	New York Life Insurance Company	N	
							GoldPoint Partners Select Manager IV GenPar, L.P.	DE	NIA	GoldPoint Partners Select Manager IV GenPar GP, LLC	Ownership	100.000	New York Life Insurance Company	N	
					0001725867		GoldPoint Partners Select Manager Fund IV, L.P.	DE	NIA	GoldPoint Partners Select Manager IV GenPar, L.P.	Ownership	100.000	New York Life Insurance Company	N	
							GoldPoint Partners Canada III GenPar, Inc	CAN	NIA	GoldPoint Partners LLC	Ownership	100.000	New York Life Insurance Company	N	
							GoldPoint Partners Select Manager Canada Fund III, L.P.	CAN	NIA	GoldPoint Parners Canada III GenPar, Inc	Ownership	100.000	New York Life Insurance Company	N	
							GoldPoint Parners Canada IV GenPar Inc	CAN	NIA	GoldPoint Partners LLC	Ownership	100.000	New York Life Insurance Company	N	
							GoldPoint Partners Select Manager Canada Fund IV, L.P.	CAN	NIA	GoldPoint Parners Canada IV GenPar Inc	Ownership	100.000	New York Life Insurance Company	N	
							GoldPoint Partners Co-Investment VI GenPar GP LLC	DE	NIA	GoldPoint Partners LLC	Ownership	100.000	New York Life Insurance Company	N	
							GoldPoint Partners Co-Investment VI GenPar, LP	DE	NIA	GoldPoint Partners Co-Investment VI GenPar GP LLC	Ownership	100.000	New York Life Insurance Company	N	
					0001712763		GoldPoint Partners Co-Investment VI LP	DE	NIA	GoldPoint Partners Co-Investment VI GenPar, LP	Ownership	100.000	New York Life Insurance Company	N	
							GPP VI – ECI Aggregator LP	DE	NIA	GoldPoint Partners Co-Investment VI GenPar, LP	Ownership	100.000	New York Life Insurance Company	N	
							GPP VI Blocker A LLC	DE	NIA	GoldPoint Partners Co-Investment VI GenPar, LP	Ownership	100.000	New York Life Insurance Company	N	
							GPP VI Blocker B LLC	DE	NIA	GoldPoint Partners Co-Investment VI GenPar, LP	Ownership	100.000	New York Life Insurance Company	N	
					0001718352		GoldPoint Private Credit GenPar GP, LLC	DE	NIA	GoldPoint Partners LLC	Ownership	100.000	New York Life Insurance Company	N	
							GoldPoint Private Credit Fund, LP	DE	NIA	GoldPoint Partners LLC	Ownership	100.000	New York Life Insurance Company	N	
							NYLCAP 2010 Co-Invest GenPar GP, LLC	DE	NIA	GoldPoint Partners LLC	Ownership	100.000	New York Life Insurance Company	N	
							NYLCAP 2010 Co-Invest GenPar L.P.	DE	NIA	NYLCAP 2010 Co-Invest GenPar GP, LLC	Ownership	100.000	New York Life Insurance Company	N	
							NYLCAP 2010 Co-Invest L.P.	DE	NIA	NYLCAP 2010 Co-Invest GenPar L.P.	Ownership	100.000	New York Life Insurance Company	N	
							NYLCAP 2010 Co-Invest ECI Blocker Holdco B L.P.	DE	NIA	NYLCAP 2010 Co-Invest L.P.	Ownership	100.000	New York Life Insurance Company	N	
							NYLCAP 2010 Co-Invest ECI Blocker B L.P.	DE	NIA	NYLCAP 2010 Co-Invest ECI Blocker Holdco B L.P.	Ownership	100.000	New York Life Insurance Company	N	
							NYLCAP 2010 Co-Invest ECI Blocker Holdco E L.P.	DE	NIA	NYLCAP 2010 Co-Invest L.P.	Ownership	100.000	New York Life Insurance Company	N	
							NYLCAP 2010 Co-Invest ECI Blocker E L.P.	DE	NIA	NYLCAP 2010 Co-Invest ECI Blocker Holdco E L.P.	Ownership	100.000	New York Life Insurance Company	N	
							Goldpoint Partners Canada GenPar, Inc.	CAN	NIA	GoldPoint Partners LLC	Ownership	100.000	New York Life Insurance Company	N	
							NYLCAP Select Manager Canada Fund, LP	CAN	NIA	NYLCAP Canada GenPar, Inc.	Ownership	100.000	New York Life Insurance Company	N	
							NYLCAP Canada II GenPar, Inc.	CAN	NIA	GoldPoint Partners LLC	Ownership	100.000	New York Life Insurance Company	N	
							NYLCAP Select Manager Canada Fund II, L.P.	CAN	NIA	NYLCAP Canada II GenPar, Inc.	Ownership	100.000	New York Life Insurance Company	N	
							NYLIM Mezzanine Partners II GenPar GP, LLC	DE	NIA	GoldPoint Partners LLC	Ownership	100.000	New York Life Insurance Company	N	
							NYLIM Mezzanine Offshore Partners II, LP	CYM	NIA	NYLIM Mezzanine Partners II GenPar GP, LLC	Ownership	100.000	New York Life Insurance Company	N	
							NYLIM Mezzanine Partners II GenPar, LP	DE	NIA	NYLIM Mezzanine Partners II GenPar GP, LLC	Ownership	100.000	New York Life Insurance Company	N	

STATEMENT AS OF SEPTEMBER 30, 2019 OF THE NEW YORK LIFE INSURANCE COMPANY

SCHEDULE Y
PART 1A - DETAIL OF INSURANCE HOLDING COMPANY SYSTEM

1	2	3	4	5	6	7	8	9	10	11	12	13	14	15	16
Group Code	Group Name	NAIC Company Code	ID Number	Federal RSSD	CIK	Name of Securities Exchange if Publicly Traded (U.S. or International)	Names of Parent, Subsidiaries Or Affiliates	Domi-ciliary Location	Relation-ship to Reporting Entity	Directly Controlled by (Name of Entity/Person)	Type of Control (Ownership, Board, Management, Attorney-in-Fact, Influence, Other)	If Control is Owner-ship Provide Percen-tage	Ultimate Controlling Entity(ies)/Person(s)	Is an SCA Filing Re-quired? (Y/N)	*
					0001372441		New York Life Investment Management Mezzanine Partners II, LP	DE	NIA	NYLIM Mezzanine Partners II GenPar, LP	Ownership	100.000	New York Life Insurance Company	N	
					0001387095		NYLIM Mezzanine Partners II Parallel Fund, LP	DE	NIA	NYLIM Mezzanine Partners II GenPar, LP	Ownership	100.000	New York Life Insurance Company	N	
							NYLIM Mezzanine II Parallel Luxco S.a.r.l.	LUX	NIA	NYLIM Mezzanine Partners II Parallel Fund, LP	Ownership	100.000	New York Life Insurance Company	N	
							Voice Holdco Ltd.	CAN	NIA	NYLIM Mezzanine II Parallel Luxco S.a.r.l.	Ownership	27.000	New York Life Insurance Company	N	
							NYLCAP Mezzanine Partners III GenPar GP, LLC	DE	NIA	GoldPoint Partners LLC	Ownership	100.000	New York Life Insurance Company	N	
							NYLCAP Mezzanine Partners III GenPar, LP	DE	NIA	NYLCAP Mezzanine Partners III GenPar GP, LLC	Ownership	100.000	New York Life Insurance Company	N	
					0001482545		NYLCAP Mezzanine Partners III-K, LP	DE	NIA	NYLCAP Mezzanine Partners III GenPar, LP	Ownership	100.000	New York Life Insurance Company	N	
							NYLCAP Mezzanine Partners III, LP	DE	NIA	NYLCAP Mezzanine Partners III GenPar, LP	Ownership	100.000	New York Life Insurance Company	N	
					0001539552		NYLCAP Mezzanine Partners III Parallel Fund, LP	DE	NIA	NYLCAP Mezzanine Partners III GenPar, LP	Ownership	100.000	New York Life Insurance Company	N	
							NYLCAP Mezzanine Partners III 2012 Co-Invest, LP	DE	NIA	NYLCAP Mezzanine Partners III GenPar, LP	Ownership	100.000	New York Life Insurance Company	N	
							NYLCAP Mezzanine Partners III 2012 Co-Invest ECI Blocker Holdco B, LP	DE	NIA	NYLCAP Mezzanine Partners III 2012 Co-Invest, LP	Ownership	100.000	New York Life Insurance Company	N	
							NYLCAP Mezzanine Partners III 2012 Co-Invest ECI Blocker B, LP	DE	NIA	NYLCAP Mezzanine Partners III 2012 Co-Invest ECI Blocker Holdco B, LP	Ownership	100.000	New York Life Insurance Company	N	
							NYLCAP Mezzanine Partners III 2012 Co-Invest ECI Blocker Holdco C, LP	DE	NIA	NYLCAP Mezzanine Partners III 2012 Co-Invest, LP	Ownership	100.000	New York Life Insurance Company	N	
							NYLCAP Mezzanine Partners III 2012 Co-Invest ECI Blocker C, LP	DE	NIA	NYLCAP Mezzanine Partners III 2012 Co-Invest ECI Blocker Holdco C, LP	Ownership	100.000	New York Life Insurance Company	N	
							NYLCAP Mezzanine Partners III 2012 Co-Invest ECI Blocker Holdco D, LP	DE	NIA	NYLCAP Mezzanine Partners III 2012 Co-Invest, LP	Ownership	100.000	New York Life Insurance Company	N	
							NYLCAP Mezzanine Partners III 2012 Co-Invest ECI Blocker D, LP	DE	NIA	NYLCAP Mezzanine Partners III 2012 Co-Invest ECI Blocker Holdco D, LP	Ownership	100.000	New York Life Insurance Company	N	
							NYLCAP Mezzanine Partners III 2012 Co-Invest ECI Blocker Holdco F,LP	DE	NIA	NYLCAP Mezzanine Partners III 2012 Co-Invest, LP	Ownership	100.000	New York Life Insurance Company	N	
							NYLCAP Mezzanine Partners III 2012 Co-Invest ECI Blocker F, LP	DE	NIA	NYLCAP Mezzanine Partners III 2012 Co-Invest ECI Blocker Holdco F,LP	Ownership	100.000	New York Life Insurance Company	N	
					0001483925		NYLCAP Mezzanine Offshore Partners III, LP	CYM	NIA	NYLCAP Mezzanine Partners III GenPar GP, LLC	Ownership	100.000	New York Life Insurance Company	N	
							NYLCAP Select Manager GenPar GP, LLC	DE	NIA	GoldPoint Partners LLC	Ownership	100.000	New York Life Insurance Company	N	
							NYLCAP Select Manager GenPar, LP	DE	NIA	NYLCAP Select Manager GenPar GP, LLC	Ownership	100.000	New York Life Insurance Company	N	
					0001441093		NYLCAP Select Manager Fund, LP	DE	NIA	NYLCAP Select Manager GenPar, LP	Ownership	100.000	New York Life Insurance Company	N	
							NYLCAP Select Manager Cayman Fund, LP	CYM	NIA	NYLCAP Select Manager GenPar GP, LLC	Ownership	100.000	New York Life Insurance Company	N	
							NYLCAP Select Manager II GenPar GP, LLC	DE	NIA	GoldPoint Partners LLC	Ownership	100.000	New York Life Insurance Company	N	
							NYLCAP Select Manager II GenPar GP, L.P.	CYM	NIA	NYLCAP Select Manager II GenPar GP, LLC	Ownership	100.000	New York Life Insurance Company	N	
					0001520743		NYLCAP Select Manager Fund II, L.P.	CYM	NIA	NYLCAP Select Manager II GenPar GP, LP	Ownership	100.000	New York Life Insurance Company	N	
							NYLCAP India Funding LLC	DE	NIA	GoldPoint Partners LLC	Ownership	100.000	New York Life Insurance Company	N	
							NYLIM-JB Asset Management Co., LLC	MUS	NIA	NYLCAP India Funding LLC	Ownership	24.660	New York Life Insurance Company	N	3
					0001356865		New York Life Investment Management India Fund II, LLC	MUS	NIA	NYLIM-JB Asset Management Co., LLC	Ownership	100.000	New York Life Insurance Company	N	
							New York Life Investment Management India Fund (FVIC) II, LLC	MUS	NIA	New York Life Investment Management India Fund II, LLC	Ownership	100.000	New York Life Insurance Company	N	
							NYLCAP India Funding III LLC	DE	NIA	GoldPoint Partners LLC	Ownership	100.000	New York Life Insurance Company	N	
							NYLIM-Jacob Ballas Asset Management Co. III, LLC	MUS	NIA	NYLCAP India Funding III LLC	Ownership	24.660	New York Life Insurance Company	N	4
					0001435025		NYLIM Jacob Ballas India Fund III, LLC	MUS	NIA	NYLIM-Jacob Ballas Asset Management Company III, LLC	Ownership	100.000	New York Life Insurance Company	N	

STATEMENT AS OF SEPTEMBER 30, 2019 OF THE NEW YORK LIFE INSURANCE COMPANY

SCHEDULE Y
PART 1A - DETAIL OF INSURANCE HOLDING COMPANY SYSTEM

1	2	3	4	5	6	7	8	9	10	11	12	13	14	15	16
Group Code	Group Name	NAIC Company Code	ID Number	Federal RSSD	CIK	Name of Securities Exchange if Publicly Traded (U.S. or International)	Names of Parent, Subsidiaries Or Affiliates	Domi-ciliary Location	Relation-ship to Reporting Entity	Directly Controlled by (Name of Entity/Person)	Type of Control (Ownership, Board, Management, Attorney-in-Fact, Influence, Other)	If Control is Owner-ship Provide Percen-tage	Ultimate Controlling Entity(ies)/Person(s)	Is an SCA Filing Re-quired? (Y/N)	*
							NYLIM Jacob Ballas Capital India (FVCI) III, LLC	.MUS	.NIA	NYLIM Jacob Ballas India Fund III, LLC	Ownership	100.000	New York Life Insurance Company	.N	
							NYLIM Jacob Ballas India (FII) III, LLC	.MUS	.NIA	NYLIM Jacob Ballas India Fund III, LLC	Ownership	100.000	New York Life Insurance Company	.N	
							Evolvence Asset Management, Ltd.	.CYM	.NIA	GoldPoint Partners LLC	Ownership	24.500	New York Life Insurance Company	.N	
							EIF Managers Limited	.MUS	.NIA	Evolvence Asset Management, Ltd.	Ownership	58.720	New York Life Insurance Company	.N	
							EIF Managers II Limited	.MUS	.NIA	Evolvence Asset Management, Ltd.	Ownership	55.000	New York Life Insurance Company	.N	
										New York Life Investment Management					
							NYLCAP Holdings (Mauritius) LLC	.MUS	.NIA	Holdings LLC	Ownership	100.000	New York Life Insurance Company	.N	
							Jacob Ballas Capital India PVT, Ltd.	.MUS	.NIA	NYLCAP Holdings (Mauritius) LLC	Ownership	23.300	New York Life Insurance Company	.N	
							Industrial Assets Holdings Limited	.MUS	.NIA	NYLCAP Holdings (Mauritius) LLC	Ownership	28.020	New York Life Insurance Company	.N	
										New York Life Investment Management					
			22-3704242		0001103598		NYLIM Service Company LLC	.DE	.NIA	Holdings LLC	Ownership	100.000	New York Life Insurance Company	.N	
										New York Life Investment Management					
							NYL Workforce GP LLC	.DE	.NIA	Holdings LLC	Ownership	100.000	New York Life Insurance Company	.N	
										New York Life Investment Management					
			52-2206685		0001133639		New York Life Investment Management LLC	.DE	.NIA	Holdings LLC	Ownership	100.000	New York Life Insurance Company	.N	
							NYLIM Fund II GP, LLC	.DE	.NIA	New York Life Investment Management LLC	Ownership	100.000	New York Life Insurance Company	.N	
					0001355337		NYLIM Real Estate Mezzanine Fund II, LP	.DE	.NIA	NYLIM Fund II GP, LLC	Ownership	100.000	New York Life Insurance Company	.N	
							NYLIM-TND, LLC	.DE	.NIA	NYLIM Real Estate Mezzanine Fund II, LP	Ownership	100.000	New York Life Insurance Company	.N	
							New York Life Investment Management Hong Kong Limited	.CHN	.NIA	New York Life Investment Management LLC	Ownership	100.000	New York Life Insurance Company	.N	
							WFGH, GP LLC	.DE	.NIA	New York Life Investment Management LLC	Ownership	50.000	New York Life Insurance Company	.N	
				4643807	0001406803		Workforce Housing Fund I – 2007, LP	.DE	.NIA	WFGH, GP LLC	Ownership	50.000	New York Life Insurance Company	.N	
										New York Life Investment Management					
							IndexIQ Holdings Inc.	.DE	.NIA	Holdings LLC	Ownership	100.000	New York Life Insurance Company	.N	
										New York Life Investment Management					
			56-2581173		0001364028		IndexIQ, Inc.	.DE	.NIA	Holdings LLC	Ownership	100.000	New York Life Insurance Company	.N	
										New York Life Investment Management					
			02-0811751		0001483922		IndexIQ LLC	.DE	.NIA	Holdings LLC	Ownership	74.370	New York Life Insurance Company	.N	
			02-0811751		0001483922		IndexIQ LLC	.DE	.NIA	IndexIQ Holdings Inc.	Ownership	25.630	New York Life Insurance Company	.N	
			02-0811753		0001415996		IndexIQ Advisors LLC	.DE	.NIA	IndexIQ LLC	Ownership	100.000	New York Life Insurance Company	.N	
							IndexIQ Active ETF Trust	.DE	.NIA	IndexIQ LLC	Ownership	100.000	New York Life Insurance Company	.N	
										New York Life Insurance and Annuity Corporation					
							IQ MacKay Shields Municipal Insured ETF	.DE	.NIA	New York Life Insurance and Annuity Corporation	Ownership	74.080	New York Life Insurance Company	.N	
							IQ MacKay Shields Municipal Intermediate ETF	.DE	.NIA	New York Life Insurance and Annuity Corporation	Ownership	91.210	New York Life Insurance Company	.N	
										IndexIQ ETF Trust	Ownership	100.000	New York Life Insurance Company	.N	
										IndexIQ LLC					
							IQ 50 Percent Hedged FTSE International ETF	.DE	.NIA	New York Life Investment Management	Ownership	58.360	New York Life Insurance Company	.N	
							IQ 50 Percent Hedged FTSE Japan ETF	.DE	.NIA	Holdings LLC	Ownership	41.460	New York Life Insurance Company	.N	
										New York Life Insurance Company					
							IQ 500 International ETF	.DE	.NIA	New York Life Investment Management	Ownership	85.960	New York Life Insurance Company	.N	
										Holdings LLC					
							IQ 500 International ETF	.DE	.NIA	New York Life Insurance and Annuity Corporation	Ownership	5.820	New York Life Insurance Company	.N	
										New York Life Investment Management					
							IQ Chaikin US Large Cap ETF	.DE	.NIA	Holdings LLC	Ownership	93.360	New York Life Insurance Company	.N	
										New York Life Investment Management					
							IQ Chaikin US Small Cap ETF	.DE	.NIA	Holdings LLC	Ownership	74.450	New York Life Insurance Company	.N	
										New York Life Investment Management					
							IQ Enhanced Core Bond US ETF	.DE	.NIA	Holdings LLC	Ownership	81.820	New York Life Insurance Company	.N	
										New York Life Investment Management					
							IQ Enhanced Core Plus Bond US ETF	.DE	.NIA	Holdings LLC	Ownership	24.240	New York Life Insurance Company	.N	
										New York Life Investment Management					
							IQ Global Resources ETF	.DE	.NIA	Holdings LLC	Ownership	74.210	New York Life Insurance Company	.N	

STATEMENT AS OF SEPTEMBER 30, 2019 OF THE NEW YORK LIFE INSURANCE COMPANY

SCHEDULE Y
PART 1A - DETAIL OF INSURANCE HOLDING COMPANY SYSTEM

1	2	3	4	5	6	7	8	9	10	11	12	13	14	15	16
Group Code	Group Name	NAIC Company Code	ID Number	Federal RSSD	CIK	Name of Securities Exchange if Publicly Traded (U.S. or International)	Names of Parent, Subsidiaries Or Affiliates	Domi-ciliary Loca-tion	Relation-ship to Reporting Entity	Directly Controlled by (Name of Entity/Person)	Type of Control (Ownership, Board, Management, Attorney-in-Fact, Influence, Other)	If Control is Owner-ship Provide Percen-tage	Ultimate Controlling Entity(ies)/Person(s)	Is an SCA Filing Re-quired? (Y/N)	*
							IQ Hedge Event-Driven Tracker ETFDE	.NIA	New York Life Insurance and Annuity Corporation	Ownership.....	40.020	New York Life Insurance CompanyN	
							IQ Hedge Long/Short Tracker ETFDE	.NIA	New York Life Insurance and Annuity Corporation	Ownership.....	40.700	New York Life Insurance CompanyN	
							IQ Leaders GTAA Tracker ETFDE	.NIA	New York Life Insurance Company	Ownership.....	50.640	New York Life Insurance CompanyN	
							IQ S&P High Yield Low Volatility Bd ETFDE	.NIA	New York Life Insurance Company	Ownership.....	31.390	New York Life Insurance CompanyN	
							IQ S&P High Yield Low Volatility Bd ETFDE	.NIA	New York Life Investment Management Holdings LLC	Ownership.....	40.950	New York Life Insurance CompanyN	
							IQ Short Duration Enhanced Core Bd US ETFDE	.NIA	New York Life Insurance and Annuity Corporation	Ownership.....	0.110	New York Life Insurance CompanyN	
							IQ Ultra Short Duration ETFDE	.NIA	New York Life Insurance Company	Ownership.....	83.320	New York Life Insurance CompanyN	
							New York Life Investment Management Holdings InternationalLUX	.NIA	New York Life Investment Management Holdings LLC	Ownership.....	100.000	New York Life Insurance CompanyN	
							New York Life Investment Management Holdings II InternationalLUX	.NIA	New York Life Investment Management Holdings International	Ownership.....	100.000	New York Life Insurance CompanyN	
							Candriam GroupLUX	.NIA	Holdings II International	Ownership.....	100.000	New York Life Insurance CompanyN	
							CGH UK Acquisition Company LimitedGBR	.NIA	Candriam Group	Ownership.....	100.000	New York Life Insurance CompanyN	
							Tristan Capital Partners Holdings LimitedGBR	.NIA	CGH UK Acquisition Company Limited	Ownership.....	40.000	New York Life Insurance CompanyN	
							EPISO 4 Incentive Partners LLPGBR	.NIA	Tristan Capital Partners Holdings Limited	Ownership.....	4.700	New York Life Insurance CompanyN	
							Tristan Capital LimitedGBR	.NIA	Tristan Capital Partners Holdings Limited	Ownership.....	100.000	New York Life Insurance CompanyN	
							Tristan Capital Partners LLPGBR	.NIA	Tristan Capital Limited	Ownership.....	92.000	New York Life Insurance CompanyN	
							CCP III Co-Investment (GP) LimitedGBR	.NIA	Tristan Capital Partners LLP	Ownership.....	100.000	New York Life Insurance CompanyN	
							CCP III Co-Investment LPGBR	.NIA	COP III Co-Investment (GP) Limited	Ownership.....	100.000	New York Life Insurance CompanyN	
							CCP IV Co-Investment LPGBR	.NIA	COP III Co-Investment (GP) Limited	Ownership.....	100.000	New York Life Insurance CompanyN	
							CCP III (GP) LLPGBR	.NIA	Tristan Capital Partners LLP	Ownership.....	50.000	New York Life Insurance CompanyN	
							CCP III Incentive Partners (GP) LimitedGBR	.NIA	Tristan Capital Partners LLP	Ownership.....	100.000	New York Life Insurance CompanyN	
							CCP III Incentive Partners LPGBR	.NIA	COP III Incentive Partners (GP) Limited	Ownership.....	100.000	New York Life Insurance CompanyN	
							CCP IV Co-Investment LPGBR	.NIA	COP III Incentive Partners (GP) Limited	Ownership.....	100.000	New York Life Insurance CompanyN	
							Curzon Capital Partners III (GP) LimitedGBR	.NIA	Tristan Capital Partners LLP	Ownership.....	100.000	New York Life Insurance CompanyN	
							EPISO 3 Co-Investment (GP) LimitedGBR	.NIA	Tristan Capital Partners LLP	Ownership.....	100.000	New York Life Insurance CompanyN	
							EPISO 3 Co-Investment LPGBR	.NIA	EPISO 3 Co-Investment (GP) Limited	Ownership.....	100.000	New York Life Insurance CompanyN	
							EPISO 3 Incentive Partners (GP) LimitedGBR	.NIA	Tristan Capital Partners LLP	Ownership.....	100.000	New York Life Insurance CompanyN	
							EPISO 3 Incentive Partners LPGBR	.NIA	EPISO 3 Incentive Partners (GP) Limited	Ownership.....	100.000	New York Life Insurance CompanyN	
							EPISO 3 IOM LimitedJMN	.NIA	Tristan Capital Partners LLP	Ownership.....	100.000	New York Life Insurance CompanyN	
							CCP IV (GP) LLPGBR	.NIA	Tristan Capital Partners LLP	Ownership.....	50.000	New York Life Insurance CompanyN	
							Curzon Capital Partners IV (GP) LimitedGBR	.NIA	Tristan Capital Partners LLP	Ownership.....	100.000	New York Life Insurance CompanyN	
							EPISO 4 Co-Investment LLPGBR	.NIA	Tristan Capital Partners LLP	Ownership.....	50.000	New York Life Insurance CompanyN	
							EPISO 4 (GP) LLPGBR	.NIA	EPISO 4 Co-Investment LLP	Ownership.....	16.000	New York Life Insurance CompanyN	
							CCP 5 GP LLPGBR	.NIA	Tristan Capital Partners LLP	Ownership.....	33.000	New York Life Insurance CompanyN	
							CCP 5 Co-Investment LLPGBR	.NIA	Tristan Capital Partners LLP	Ownership.....	50.000	New York Life Insurance CompanyN	
							CCP 5 Pool Partnership GP LimitedNJ	.NIA	Tristan Capital Partners LLP	Ownership.....	100.000	New York Life Insurance CompanyN	
							CCP 5 Pool Partnership SLPNJ	.NIA	COP 5 Pool Partnership GP Limited	Ownership.....	100.000	New York Life Insurance CompanyN	
							Tristan Capital Partners Asset Management LimitedGBR	.NIA	Tristan Capital Partners LLP	Ownership.....	100.000	New York Life Insurance CompanyN	
							TCP Poland Spółka z ograniczona odpowiedzialnosciaPOL	.NIA	Tristan Capital Partners Asset Management Limited	Ownership.....	100.000	New York Life Insurance CompanyN	
							TCP Co-Investment (GP) S.á.r.l.LUX	.NIA	Tristan Capital Partners LLP	Ownership.....	100.000	New York Life Insurance CompanyN	
							TCP Co-Investment SCSPLUX	.NIA	TCP Co-Investment (GP) S.á.r.l.	Ownership.....	100.000	New York Life Insurance CompanyN	
							TCP Incentive Partners SCSPLUX	.NIA	TCP Co-Investment (GP) S.á.r.l.	Ownership.....	100.000	New York Life Insurance CompanyN	
							TCP Incentive Partners (GP) S.á.r.l.LUX	.NIA	Tristan Capital Partners LLP	Ownership.....	100.000	New York Life Insurance CompanyN	
							German Property Performance Partners Investors Feeder Verwaltungs GmbHDEU	.NIA	TCP Incentive Partners (GP) S.á.r.l.	Ownership.....	100.000	New York Life Insurance CompanyN	
							EPISO 4 (GP) S.á.r.l.LUX	.NIA	Tristan Capital Partners LLP	Ownership.....	100.000	New York Life Insurance CompanyN	

SCHEDULE Y
PART 1A - DETAIL OF INSURANCE HOLDING COMPANY SYSTEM

1	2	3	4	5	6	7	8	9	10	11	12	13	14	15	16
Group Code	Group Name	NAIC Company Code	ID Number	Federal RSSD	CIK	Name of Securities Exchange if Publicly Traded (U.S. or International)	Names of Parent, Subsidiaries Or Affiliates	Domi-ciliary Loca-tion	Rela-tion-ship to Reporting Entity	Directly Controlled by (Name of Entity/Person)	Type of Control (Ownership, Board, Management, Attorney-in-Fact, Influence, Other)	If Control is Owner-ship Provide Per-centage	Ultimate Controlling Entity(ies)/Person(s)	Is an SCA Filing Re-quired? (Y/N)	*
							EPISO 4 (GP) II S.á.r.l.	.LUX	NIA	Tristan Capital Partners LLP	Ownership	100.000	New York Life Insurance Company	.N	
							Candriam Luxco S.á.r.l.	.LUX	NIA	Candriam Group	Ownership	100.000	New York Life Insurance Company	.N	
							Candriam Luxembourg	.LUX	NIA	Candriam Group	Ownership	91.006	New York Life Insurance Company	.N	
							Candriam Luxembourg	.LUX	NIA	Candriam Luxco S.á.r.l.	Other	0.000	New York Life Insurance Company	.N	10
							Candriam Belgium	.BEL	NIA	Candriam Luxembourg	Ownership	99.990	New York Life Insurance Company	.N	
							Candriam Belgium	.BEL	NIA	Candriam Group	Ownership	0.010	New York Life Insurance Company	.N	
							Candriam France	.FRA	NIA	Candriam Luxembourg	Ownership	100.000	New York Life Insurance Company	.N	
							Candriam Monétaire SICAV	.FRA	NIA	Candriam Belgium	Ownership	0.830	New York Life Insurance Company	.N	
							Candriam Monétaire SICAV	.FRA	NIA	Candriam France	Ownership	0.380	New York Life Insurance Company	.N	
							Candriam Monétaire SICAV	.FRA	NIA	Cordius CIG	Ownership	0.010	New York Life Insurance Company	.N	
							Candriam Switzerland LLC	.CHE	NIA	Candriam Luxembourg	Ownership	100.000	New York Life Insurance Company	.N	
							Belfius Fund	.LUX	NIA	Candriam Luxembourg	Board of Directors	0.000	New York Life Insurance Company	.N	
							Belfius Equities	.LUX	NIA	Candriam Luxembourg	Ownership	0.010	New York Life Insurance Company	.N	
							Cordius	.LUX	NIA	Candriam Luxembourg	Ownership	5.140	New York Life Insurance Company	.N	
							Cordius	.LUX	NIA	Candriam Belgium	Ownership	1.210	New York Life Insurance Company	.N	
							Cordius	.LUX	NIA	Candriam France	Ownership	1.210	New York Life Insurance Company	.N	
							Cordius CIG	.LUX	NIA	Candriam Luxembourg	Ownership	68.040	New York Life Insurance Company	.N	
							Cordius CIG	.LUX	NIA	Candriam Belgium	Ownership	15.980	New York Life Insurance Company	.N	
							Cordius CIG	.LUX	NIA	Candriam France	Ownership	15.980	New York Life Insurance Company	.N	
							IndexIQ	.LUX	NIA	Candriam Luxembourg	Ownership	40.000	New York Life Insurance Company	.N	
							IndexIQ Factors Sustainable Corporate Euro Bond	.LUX	NIA	Cordius CIG	Ownership	48.000	New York Life Insurance Company	.N	
							IndexIQ Factors Sustainable Sovereign Euro Bond	.LUX	NIA	Cordius CIG	Ownership	56.000	New York Life Insurance Company	.N	
							IndexIQ Factors Sustainable Europe Equity	.LUX	NIA	Cordius CIG	Ownership	21.000	New York Life Insurance Company	.N	
							IndexIQ Factors Sustainable EMU Equity	.LUX	NIA	Cordius CIG	Ownership	42.000	New York Life Insurance Company	.N	
							IndexIQ Factors Sustainable Japan Equity	.LUX	NIA	Cordius CIG	Ownership	60.000	New York Life Insurance Company	.N	
							Candriam Absolute Return	.LUX	NIA	Candriam Luxembourg	Ownership	2.790	New York Life Insurance Company	.N	
							Candriam Absolute Return	.LUX	NIA	New York Life Insurance and Annuity Corporation	Ownership	17.170	New York Life Insurance Company	.N	
							Candriam Absolute Return	.LUX	NIA	Cordius CIG	Ownership	3.620	New York Life Insurance Company	.N	
							Candriam Absolute Return Equity Market								
							Neutral	.LUX	NIA	Candriam Luxembourg	Ownership	3.440	New York Life Insurance Company	.N	
							Candriam Absolute Return Equity Market			New York Life Insurance and Annuity Corporation	Ownership	7.990	New York Life Insurance Company	.N	
							Neutral	.LUX	NIA						
							Candriam Absolute Return Long Short Digital Equity	.LUX	NIA	Candriam Luxembourg	Ownership	0.190	New York Life Insurance Company	.N	
							Candriam Absolute Return Long Short Digital Equity	.LUX	NIA	New York Life Insurance and Annuity Corporation	Ownership	49.400	New York Life Insurance Company	.N	
							Candriam Absolute Return Long Short Digital Equity	.LUX	NIA						
							Candriam Alternative	.LUX	NIA	Cordius CIG	Ownership	0.010	New York Life Insurance Company	.N	
							Candriam Alternative	.LUX	NIA	Candriam Luxembourg	Ownership	0.230	New York Life Insurance Company	.N	
							Candriam Alternative	.LUX	NIA	New York Life Insurance and Annuity Corporation	Ownership	47.940	New York Life Insurance Company	.N	
							Candriam Alternative	.LUX	NIA	Cordius CIG	Ownership	12.010	New York Life Insurance Company	.N	
							Candriam Alternative Systemat	.LUX	NIA	Candriam Luxembourg	Ownership	0.230	New York Life Insurance Company	.N	
							Candriam Alternative Systemat	.LUX	NIA	Cordius CIG	Ownership	12.010	New York Life Insurance Company	.N	
							Candriam Alternative Systemat	.LUX	NIA	New York Life Insurance and Annuity Corporation	Ownership	47.940	New York Life Insurance Company	.N	
							Candriam Bonds	.LUX	NIA	Candriam Luxembourg	Ownership	0.050	New York Life Insurance Company	.N	
							Candriam Bonds	.LUX	NIA	Candriam France	Ownership	0.010	New York Life Insurance Company	.N	
							Candriam Bonds	.LUX	NIA	Cordius CIG	Ownership	0.060	New York Life Insurance Company	.N	
							Candriam Bonds Capital Securities	.LUX	NIA	Candriam France	Ownership	10.880	New York Life Insurance Company	.N	
							Candriam Bonds Convertible Defensive	.LUX	NIA	Candriam Luxembourg	Ownership	0.030	New York Life Insurance Company	.N	

SCHEDULE Y
PART 1A - DETAIL OF INSURANCE HOLDING COMPANY SYSTEM

1	2	3	4	5	6	7	8	9	10	11	12	13	14	15	16
Group Code	Group Name	NAIC Company Code	ID Number	Federal RSSD	CIK	Name of Securities Exchange if Publicly Traded (U.S. or International)	Names of Parent, Subsidiaries Or Affiliates	Domi-ciliary Location	Relation-ship to Reporting Entity	Directly Controlled by (Name of Entity/Person)	Type of Control (Ownership, Board, Management, Attorney-in-Fact, Influence, Other)	If Control is Ownership Provide Per-cent-age	Ultimate Controlling Entity(ies)/Person(s)	Is an SCA Filing Re-quired? (Y/N)	*
							Candriam Bonds Convertible OpportunitiesLUX	NIA.....	Candriam Luxembourg	Ownership.....	25.970	New York Life Insurance CompanyN.....	
							Candriam Bonds Credit OpportunitiesLUX	NIA.....	Candriam Luxembourg	Ownership.....	0.010	New York Life Insurance CompanyN.....	
							Candriam Bonds Emerging Debt Local Currencies								
							Candriam Bonds Emerging Debt Local CurrenciesLUX	NIA.....	Candriam Luxembourg	Ownership.....	0.070	New York Life Insurance CompanyN.....	
							Candriam Bonds Emerging Debt Local Currencies								
							Candriam Bonds Emerging MarketsLUX	NIA.....	Cordius CIG	Ownership.....	0.010	New York Life Insurance CompanyN.....	
							Candriam Bonds Emerging MarketsLUX	NIA.....	Candriam Luxembourg	Ownership.....	0.010	New York Life Insurance CompanyN.....	
							Candriam Bonds Emerging MarketsLUX	NIA.....	Candriam France	Ownership.....	0.010	New York Life Insurance CompanyN.....	
							Candriam Bonds Emerging Markets Total Return								
						LUX	NIA.....	Candriam Luxembourg	Ownership.....	0.040	New York Life Insurance CompanyN.....	
							Candriam Bonds Euro CorporateLUX	NIA.....	Candriam Luxembourg	Ownership.....	0.030	New York Life Insurance CompanyN.....	
							Candriam Bonds Euro GovernmentLUX	NIA.....	Candriam Luxembourg	Ownership.....	0.020	New York Life Insurance CompanyN.....	
							Candriam Bonds Euro GovernmentLUX	NIA.....	Candriam France	Ownership.....	0.260	New York Life Insurance CompanyN.....	
							Candriam Bonds Euro High YieldLUX	NIA.....	Candriam Luxembourg	Ownership.....	0.010	New York Life Insurance CompanyN.....	
							Candriam Bonds Euro High YieldLUX	NIA.....	Candriam France	Ownership.....	0.020	New York Life Insurance CompanyN.....	
							Candriam Bonds Euro Short TermLUX	NIA.....	Candriam Luxembourg	Ownership.....	0.010	New York Life Insurance CompanyN.....	
							Candriam Bonds Euro Long TermLUX	NIA.....	Cordius CIG	Ownership.....	0.020	New York Life Insurance CompanyN.....	
							Candriam Bonds Global High YieldLUX	NIA.....	Candriam Luxembourg	Ownership.....	0.060	New York Life Insurance CompanyN.....	
							Candriam Bonds Global Sovereign QualityLUX	NIA.....	Cordius CIG	Ownership.....	0.010	New York Life Insurance CompanyN.....	
							Candriam Bonds InternationalLUX	NIA.....	Candriam Luxembourg	Ownership.....	0.070	New York Life Insurance CompanyN.....	
							Candriam Bonds InternationalLUX	NIA.....	Cordius CIG	Ownership.....	0.010	New York Life Insurance CompanyN.....	
							Candriam Bonds Total ReturnLUX	NIA.....	Candriam Luxembourg	Ownership.....	0.020	New York Life Insurance CompanyN.....	
							Candriam Business EquitiesBEL	NIA.....	Candriam Luxembourg	Ownership.....	100.000	New York Life Insurance CompanyN.....	
							Candriam Diversified FuturesLUX	NIA.....	Cordius CIG	Ownership.....	0.010	New York Life Insurance CompanyN.....	
							Candriam Equities LLUX	NIA.....	Candriam Luxembourg	Ownership.....	0.010	New York Life Insurance CompanyN.....	
							Candriam Equities L Emerging MarketsLUX	NIA.....	Candriam Luxembourg	Ownership.....	0.010	New York Life Insurance CompanyN.....	
							Candriam Equities L Europe ConvictionLUX	NIA.....	Candriam Luxembourg	Ownership.....	0.010	New York Life Insurance CompanyN.....	
							Candriam Equities L Europe Small & Mid CapsLUX	NIA.....	Candriam Luxembourg	Ownership.....	0.040	New York Life Insurance CompanyN.....	
							Candriam Equities L Global DemographyLUX	NIA.....	Candriam Luxembourg	Ownership.....	0.010	New York Life Insurance CompanyN.....	
							Candriam Equities L Robotics & Innovation								
							TechnologyLUX	NIA.....	Candriam Luxembourg	Ownership.....	0.020	New York Life Insurance CompanyN.....	
							Candriam FundLUX	NIA.....	Candriam Luxembourg	Ownership.....	100.000	New York Life Insurance CompanyN.....	
							Candriam Fund Sustainable Euro Corporate								
							Bonds Fossil FreeLUX	NIA.....	Cordius CIG	Ownership.....	0.010	New York Life Insurance CompanyN.....	
							Candriam Fund Sustainable European Equities								
							Fossil FreeLUX	NIA.....	Cordius CIG	Ownership.....	0.010	New York Life Insurance CompanyN.....	
									New York Life Insurance and Annuity					
							Candriam GFLUX	NIA.....	Corporation	Ownership.....	69.250	New York Life Insurance CompanyN.....	
							Candriam GFLUX	NIA.....	Cordius CIG	Ownership.....	0.010	New York Life Insurance CompanyN.....	
									New York Life Insurance and Annuity					
							Candriam GF Global Equity OpportunitiesLUX	NIA.....	Corporation	Ownership.....	97.720	New York Life Insurance CompanyN.....	
							Candriam GF Short Duration US High Yield			New York Life Insurance and Annuity					
							BondsLUX	NIA.....	Corporation	Ownership.....	38.430	New York Life Insurance CompanyN.....	
							Candriam GF Short Duration US High Yield								
							BondsLUX	NIA.....	Cordius CIG	Ownership.....	0.020	New York Life Insurance CompanyN.....	
									New York Life Insurance and Annuity					
							Candriam GF U.S. Equity OpportunitiesLUX	NIA.....	Corporation	Ownership.....	71.750	New York Life Insurance CompanyN.....	
							Candriam GF U.S. Equity OpportunitiesLUX	NIA.....	Cordius CIG	Ownership.....	0.020	New York Life Insurance CompanyN.....	
									New York Life Insurance and Annuity					
							Candriam GF US High Yield Corporate BondsLUX	NIA.....	Corporation	Ownership.....	73.480	New York Life Insurance CompanyN.....	
							Candriam GF US High Yield Corporate BondsLUX	NIA.....	Cordius CIG	Ownership.....	0.010	New York Life Insurance CompanyN.....	
									New York Life Insurance and Annuity					
							Candriam GF US Corporate BondsLUX	NIA.....	Corporation	Ownership.....	90.780	New York Life Insurance CompanyN.....	
							Candriam Global AlphaLUX	NIA.....	Candriam Luxembourg	Ownership.....	0.130	New York Life Insurance CompanyN.....	

STATEMENT AS OF SEPTEMBER 30, 2019 OF THE NEW YORK LIFE INSURANCE COMPANY

SCHEDULE Y
PART 1A - DETAIL OF INSURANCE HOLDING COMPANY SYSTEM

1	2	3	4	5	6	7	8	9	10	11	12	13	14	15	16
Group Code	Group Name	NAIC Company Code	ID Number	Federal RSSD	CIK	Name of Securities Exchange if Publicly Traded (U.S. or International)	Names of Parent, Subsidiaries Or Affiliates	Domi-ciliary Location	Relation-ship to Reporting Entity	Directly Controlled by (Name of Entity/Person)	Type of Control (Ownership, Board, Management, Attorney-in-Fact, Influence, Other)	If Control is Owner-ship Provide Percen-tage	Ultimate Controlling Entity(ies)/Person(s)	Is an SCA Filing Re-quired? (Y/N)	*
							Candriam Global AlphaLUX	NIA	Cordius CIG	Ownership.....	2.140	New York Life Insurance CompanyN.....	
							Candriam Index ArbitrageLUX	NIA	Candriam Luxembourg	Ownership.....	0.010	New York Life Insurance CompanyN.....	
							Candriam LLUX	NIA	Candriam Luxembourg	Ownership.....	0.060	New York Life Insurance CompanyN.....	
							Candriam LLUX	NIA	New York Life Insurance and Annuity Corporation	Ownership.....	1.920	New York Life Insurance CompanyN.....	
							Candriam LLUX	NIA	Cordius CIG	Ownership.....	0.700	New York Life Insurance CompanyN.....	
							Candriam L Balanced Asset AllocationLUX	NIA	Cordius CIG	Ownership.....	0.030	New York Life Insurance CompanyN.....	
							Candriam L Conservative Asset AllocationLUX	NIA	Candriam Luxembourg	Ownership.....	0.150	New York Life Insurance CompanyN.....	
							Candriam L Conservative Asset AllocationLUX	NIA	Cordius CIG	Ownership.....	0.010	New York Life Insurance CompanyN.....	
							Candriam L Defensive Asset AllocationLUX	NIA	Cordius CIG	Ownership.....	0.050	New York Life Insurance CompanyN.....	
							Candriam L Dynamic Asset AllocationLUX	NIA	Cordius CIG	Ownership.....	5.180	New York Life Insurance CompanyN.....	
							Candriam L Multi-Asset IncomeLUX	NIA	Candriam Luxembourg	Ownership.....	0.060	New York Life Insurance CompanyN.....	
							Candriam L Multi-Asset Income & GrowthLUX	NIA	Candriam Luxembourg	Ownership.....	0.030	New York Life Insurance CompanyN.....	
							Candriam L Multi-Asset PremiaLUX	NIA	New York Life Insurance and Annuity Corporation	Ownership.....	58.620	New York Life Insurance CompanyN.....	
							Candriam L Multi-Asset PremiaLUX	NIA	Cordius CIG	Ownership.....	19.560	New York Life Insurance CompanyN.....	
							Candriam Money MarketLUX	NIA	Candriam Luxembourg	Ownership.....	0.010	New York Life Insurance CompanyN.....	
							Candriam Money Market Euro AAALUX	NIA	Candriam Luxembourg	Ownership.....	0.040	New York Life Insurance CompanyN.....	
							Candriam Multi-StrategiesLUX	NIA	Candriam Belgium	Ownership.....	11.620	New York Life Insurance CompanyN.....	
							Candriam Multi-StrategiesLUX	NIA	Candriam France	Ownership.....	17.820	New York Life Insurance CompanyN.....	
							Candriam Multi-StrategiesLUX	NIA	Candriam Luxembourg	Ownership.....	40.930	New York Life Insurance CompanyN.....	
							Candriam Multi-StrategiesLUX	NIA	Cordius CIG	Ownership.....	1.180	New York Life Insurance CompanyN.....	
							Candriam QuantLUX	NIA	Candriam Luxembourg	Ownership.....	0.010	New York Life Insurance CompanyN.....	
							Candriam QuantLUX	NIA	Cordius CIG	Ownership.....	0.040	New York Life Insurance CompanyN.....	
							Candriam Quant Equities USALUX	NIA	Cordius CIG	Ownership.....	0.010	New York Life Insurance CompanyN.....	
							Candriam Quant Equities Multi-Factor EMULUX	NIA	Candriam Quant	Ownership.....	0.010	New York Life Insurance CompanyN.....	
							Candriam Risk ArbitrageLUX	NIA	Candriam Luxembourg	Ownership.....	0.010	New York Life Insurance CompanyN.....	
							Candriam Risk ArbitrageLUX	NIA	Cordius CIG	Ownership.....	0.750	New York Life Insurance CompanyN.....	
							Candriam Risk ArbitrageLUX	NIA	Candriam France	Ownership.....	0.880	New York Life Insurance CompanyN.....	
							Candriam SRILUX	NIA	Candriam Luxembourg	Ownership.....	0.020	New York Life Insurance CompanyN.....	
							Candriam SRILUX	NIA	Candriam Belgium	Ownership.....	0.170	New York Life Insurance CompanyN.....	
							Candriam SRILUX	NIA	New York Life Insurance and Annuity Corporation	Ownership.....	0.350	New York Life Insurance CompanyN.....	
							Candriam SRI Bond Euro Aggregate IndexLUX	NIA	Cordius CIG	Ownership.....	0.010	New York Life Insurance CompanyN.....	
							Candriam SRI Bond Emerging MarketsLUX	NIA	Candriam Luxembourg	Ownership.....	0.020	New York Life Insurance CompanyN.....	
							Candriam SRI Bond EuroLUX	NIA	Candriam Luxembourg	Ownership.....	0.100	New York Life Insurance CompanyN.....	
							Candriam SRI Bond Euro CorporateLUX	NIA	Candriam Luxembourg	Ownership.....	0.050	New York Life Insurance CompanyN.....	
							Candriam SRI Bond Global High YieldLUX	NIA	Candriam Luxembourg	Ownership.....	0.030	New York Life Insurance CompanyN.....	
							Candriam SRI Bond Global High YieldLUX	NIA	New York Life Insurance and Annuity Corporation	Ownership.....	4.150	New York Life Insurance CompanyN.....	
							Candriam SRI Defensive Asset AllocationLUX	NIA	Candriam Belgium	Ownership.....	5.560	New York Life Insurance CompanyN.....	
							Candriam SRI Equity Climate ActionLUX	NIA	Cordius CIG	Ownership.....	0.010	New York Life Insurance CompanyN.....	
							Candriam SRI Equity Emerging MarketsLUX	NIA	Candriam Luxembourg	Ownership.....	0.010	New York Life Insurance CompanyN.....	
							Candriam SRI Equity EMULUX	NIA	Candriam Luxembourg	Ownership.....	0.020	New York Life Insurance CompanyN.....	
							Candriam SRI Equity EuropeLUX	NIA	Candriam Luxembourg	Ownership.....	0.010	New York Life Insurance CompanyN.....	
							Candriam SRI Equity North AmericaLUX	NIA	Candriam Luxembourg	Ownership.....	0.010	New York Life Insurance CompanyN.....	
							Candriam SRI Equity WorldLUX	NIA	Candriam Luxembourg	Ownership.....	0.010	New York Life Insurance CompanyN.....	
							Candriam SRI Money Market EuroLUX	NIA	Cordius CIG	Ownership.....	0.010	New York Life Insurance CompanyN.....	
							Candriam SustainableLUX	NIA	Cordius CIG	Ownership.....	0.040	New York Life Insurance CompanyN.....	
							Candriam Sustainable Euro Corporate BondsLUX	NIA	Candriam Luxembourg	Ownership.....	0.060	New York Life Insurance CompanyN.....	
							Candriam Sustainable Euro BondsLUX	NIA	Cordius CIG	Ownership.....	0.180	New York Life Insurance CompanyN.....	
							Candriam Sustainable Euro Short Term BondsLUX	NIA	Cordius CIG	Ownership.....	0.010	New York Life Insurance CompanyN.....	
							Candriam Sustainable EuropeLUX	NIA	Candriam Luxembourg	Ownership.....	0.010	New York Life Insurance CompanyN.....	
							Candriam Sustainable North AmericaLUX	NIA	Candriam Luxembourg	Ownership.....	0.030	New York Life Insurance CompanyN.....	

SCHEDULE Y
PART 1A - DETAIL OF INSURANCE HOLDING COMPANY SYSTEM

1	2	3	4	5	6	7	8	9	10	11	12	13	14	15	16
Group Code	Group Name	NAIC Company Code	ID Number	Federal RSSD	CIK	Name of Securities Exchange if Publicly Traded (U.S. or International)	Names of Parent, Subsidiaries Or Affiliates	Domi-ciliary Loca-tion	Relation-ship to Reporting Entity	Directly Controlled by (Name of Entity/Person)	Type of Control (Ownership, Board, Management, Attorney-in-Fact, Influence, Other)	If Control is Owner-ship Provide Percen-tage	Ultimate Controlling Entity(ies)/Person(s)	Is an SCA Filing Re-quired? (Y/N)	*
							Candriam Sustainable HighLUX	NIA.....	Cordius CIG	Ownership.....	0.010	New York Life Insurance CompanyN.....	
							Candriam Sustainable World BondsLUX	NIA.....	Cordius CIG	Ownership.....	0.410	New York Life Insurance CompanyN.....	
							Candriam World AlternativeLUX	NIA.....	Candriam Luxembourg	Ownership.....	0.050	New York Life Insurance CompanyN.....	
							Candriam World AlternativeLUX	NIA.....	New York Life Insurance and Annuity Corporation	Ownership.....	31.730	New York Life Insurance CompanyN.....	
							Candriam World Alternative AlphamaxLUX	NIA.....	New York Life Insurance and Annuity Corporation	Ownership.....	42.370	New York Life Insurance CompanyN.....	
							Candriam World Alternative AlphamaxLUX	NIA.....	Candriam Luxembourg	Ownership.....	0.070	New York Life Insurance CompanyN.....	
							Candriam Patrimoine Obli-InterLUX	NIA.....	Candriam France	Ownership.....	0.700	New York Life Insurance CompanyN.....	
							Cleome IndexLUX	NIA.....	Candriam France	Ownership.....	0.010	New York Life Insurance CompanyN.....	
							Cleome Index EMU EquitiesLUX	NIA.....	Candriam France	Ownership.....	0.050	New York Life Insurance CompanyN.....	
							Cleome Index Euro Long Term BondsLUX	NIA.....	Cordius CIG	Ownership.....	0.030	New York Life Insurance CompanyN.....	
							Cleome Index Euro Short Term BondsLUX	NIA.....	Cordius CIG	Ownership.....	0.010	New York Life Insurance CompanyN.....	
							Cleome Index Global EquitiesLUX	NIA.....	Cordius CIG	Ownership.....	0.010	New York Life Insurance CompanyN.....	
							Cleome Index Pacific EquitiesLUX	NIA.....	Cordius CIG	Ownership.....	0.010	New York Life Insurance CompanyN.....	
							Cleome Index World EquitiesLUX	NIA.....	Candriam France	Ownership.....	0.030	New York Life Insurance CompanyN.....	
							CMMLUX	NIA.....	Candriam Luxembourg	Ownership.....	100.000	New York Life Insurance CompanyN.....	
							ParicorLUX	NIA.....	Cordius CIG	Ownership.....	0.060	New York Life Insurance CompanyN.....	
							Paricor PatrimoniumLUX	NIA.....	Cordius CIG	Ownership.....	0.070	New York Life Insurance CompanyN.....	
							Ausbil Investment Management LimitedAUS	NIA.....	New York Life Investment Management Holdings II International	Ownership.....	78.830	New York Life Insurance CompanyN.....	
							Ausbil Australia Pty. Ltd.AUS	NIA.....	Ausbil Investment Management Limited	Ownership.....	100.000	New York Life Insurance CompanyN.....	
							Ausbil Asset Management Pty. Ltd.AUS	NIA.....	Ausbil Investment Management Limited	Ownership.....	100.000	New York Life Insurance CompanyN.....	
							Ausbil Focus Investment Company LimitedAUS	NIA.....	Ausbil Investment Management Limited	Ownership.....	100.000	New York Life Insurance CompanyN.....	
							Ausbil Global Infrastructure Pty. LimitedAUS	NIA.....	Ausbil Investment Management Limited	Ownership.....	55.000	New York Life Insurance CompanyN.....	
							Ausbil Global Infrastructure Pty. LimitedAUS	NIA.....	Ausbil Investment Management Limited	Ownership.....	45.000	New York Life Insurance CompanyN.....	13
							ISPT HoldingAUS	NIA.....	Ausbil Investment Management Limited	Ownership.....	0.370	New York Life Insurance CompanyN.....	
							Ausbil Investment Management Limited Employee Share TrustAUS	NIA.....	Ausbil Investment Management Limited	Ownership.....	100.000	New York Life Insurance CompanyN.....	
							Ausbil 130/30 Focus FundAUS	NIA.....	Ausbil Investment Management Limited Employee Share Trust	Ownership.....	100.000	New York Life Insurance CompanyN.....	12
							Ausbil Dividend Income FundAUS	NIA.....	New York Life Insurance and Annuity Corporation	Ownership.....	69.430	New York Life Insurance CompanyN.....	
							Ausbil Active Sustainable Equity FundAUS	NIA.....	New York Life Insurance and Annuity Corporation	Ownership.....	65.910	New York Life Insurance CompanyN.....	
							Ausbil Australian Active Equity FundAUS	NIA.....	Ausbil Investment Management Limited Employee Share Trust	Ownership.....	100.000	New York Life Insurance CompanyN.....	
							Ausbil Australian Concentrated Equity FundAUS	NIA.....	Ausbil Investment Management Limited Employee Share Trust	Ownership.....	100.000	New York Life Insurance CompanyN.....	
							Ausbil Australian Emerging Leaders FundAUS	NIA.....	Ausbil Investment Management Limited Employee Share Trust	Ownership.....	100.000	New York Life Insurance CompanyN.....	
							Ausbil Australian Geared Equity FundAUS	NIA.....	Ausbil Investment Management Limited Employee Share Trust	Ownership.....	100.000	New York Life Insurance CompanyN.....	
							Ausbil Australian Smallcap FundAUS	NIA.....	Ausbil Investment Management Limited Employee Share Trust	Ownership.....	100.000	New York Life Insurance CompanyN.....	
							Ausbil Balanced FundAUS	NIA.....	Ausbil Investment Management Limited Employee Share Trust	Ownership.....	100.000	New York Life Insurance CompanyN.....	
							Ausbil EGS Focus FundAUS	NIA.....	Ausbil Investment Management Limited Employee Share Trust	Ownership.....	100.000	New York Life Insurance CompanyN.....	
							Ausbil Global Essential Infrastructure FundAUS	NIA.....	New York Life Insurance and Annuity Corporation	Ownership.....	99.510	New York Life Insurance CompanyN.....	
							Ausbil Global Resources FundAUS	NIA.....	Ausbil Investment Management Limited Employee Share Trust	Ownership.....	88.710	New York Life Insurance CompanyN.....	

STATEMENT AS OF SEPTEMBER 30, 2019 OF THE NEW YORK LIFE INSURANCE COMPANY

SCHEDULE Y

PART 1A - DETAIL OF INSURANCE HOLDING COMPANY SYSTEM

1	2	3	4	5	6	7	8	9	10	11	12	13	14	15	16
Group Code	Group Name	NAIC Company Code	ID Number	Federal RSSD	CIK	Name of Securities Exchange if Publicly Traded (U.S. or International)	Names of Parent, Subsidiaries Or Affiliates	Domi-ciliary Location	Relation-ship to Reporting Entity	Directly Controlled by (Name of Entity/Person)	Type of Control (Ownership, Board, Management, Attorney-in-Fact, Influence, Other)	If Control is Owner-ship Provide Percen-tage	Ultimate Controlling Entity(ies)/Person(s)	Is an SCA Filing Re-quired? (Y/N)	*
							Ausbil Global SmallCap Fund	AUS	NIA	Ausbil Investment Management Limited Employee Share Trust	Ownership.....	74.090	New York Life Insurance Company	N	
							Ausbil Microcap Fund	AUS	NIA	New York Life Insurance and Annuity Corporation	Ownership.....	16.960	New York Life Insurance Company	N	
							Candriam Sustainable Global Equity Fund	AUS	NIA	New York Life Insurance and Annuity Corporation	Ownership.....	100.000	New York Life Insurance Company	N	
							MacKay Shields Unconstrained Bond Fund	AUS	NIA	New York Life Insurance and Annuity Corporation	Ownership.....	99.100	New York Life Insurance Company	N	
			56-2412827		0000914898		NVLIFE Distributors LLC	DE	NIA	New York Life Investment Management Holdings LLC	Ownership.....	100.000	New York Life Insurance Company	N	
							Private Advisors LLC	DE	NIA	New York Life Investment Management Holdings LLC	Ownership.....	66.850	New York Life Insurance Company	N	
			54-1886751		0001065114		PACIF Carry Parent, LLC	DE	NIA	Private Advisors LLC	Ownership.....	100.000	New York Life Insurance Company	N	
			45-2572635				PACIF Carry, LLC	DE	NIA	PACIF Carry Parent, LLC	Ownership.....	100.000	New York Life Insurance Company	N	
			45-2591793				PACIF GP, LLC	DE	NIA	Private Advisors LLC	Ownership.....	100.000	New York Life Insurance Company	N	
			20-4877177		00013688975		Private Advisors Coinvestment Fund, LP	DE	NIA	PACIF GP, LLC	Ownership.....	100.000	New York Life Insurance Company	N	
							PACIF II GP, LLC	DE	NIA	Private Advisors LLC	Ownership.....	100.000	New York Life Insurance Company	N	
			26-1662477		0001489910		Private Advisors Coinvestment Fund II, LP	DE	NIA	PACIF II GP, LLC	Ownership.....	100.000	New York Life Insurance Company	N	
			45-2591588				PACIF II Carry Parent, LLC	DE	NIA	Private Advisors LLC	Ownership.....	100.000	New York Life Insurance Company	N	
			45-2591860				PACIF II Carry, LLC	DE	NIA	PACIF II Carry Parent, LLC	Ownership.....	100.000	New York Life Insurance Company	N	
							PACIF III GP, LLC	DE	NIA	Private Advisors LLC	Ownership.....	100.000	New York Life Insurance Company	N	
			46-1360141		0001562375		Private Advisors Coinvestment Fund III, LP	DE	NIA	PACIF III GP, LLC	Ownership.....	100.000	New York Life Insurance Company	N	
			46-2548534				PACIF III Carry Parent, LLC	DE	NIA	Private Advisors LLC	Ownership.....	100.000	New York Life Insurance Company	N	
			80-0916710				PACIF III Carry, LLC	DE	NIA	PACIF III Carry Parent, LLC	Ownership.....	100.000	New York Life Insurance Company	N	
							PACIF IV GP, LLC	DE	NIA	Private Advisors LLC	Ownership.....	100.000	New York Life Insurance Company	N	
			47-4247870		0001646588		Private Advisors Coinvestment Fund IV, LP	DE	NIA	PACIF IV GP, LLC	Ownership.....	100.000	New York Life Insurance Company	N	
							PACIF IV Carry Parent, LLC	DE	NIA	Private Advisors LLC	Ownership.....	100.000	New York Life Insurance Company	N	
			47-4489053				PACIF IV Carry, LLC	DE	NIA	PACIF IV Carry Parent, LLC	Ownership.....	100.000	New York Life Insurance Company	N	
							PAMMF GP, LLC	DE	NIA	Private Advisors LLC	Ownership.....	100.000	New York Life Insurance Company	N	
			83-1688912		0001762448		PA Middle Market Fund, LP	DE	NIA	PAMMF GP, LLC	Ownership.....	100.000	New York Life Insurance Company	N	
			03-0532213		0001322607		PA Hedged Equity Fund, L.P.	DE	NIA	Private Advisors LLC	Ownership.....	100.000	New York Life Insurance Company	N	
							Private Advisors Hedged Equity Fund (QP), L.P.	DE	NIA	PA Hedged Equity Fund, L.P.	Ownership.....	100.000	New York Life Insurance Company	N	
			54-2051483		0001459910		Private Advisors Hedged Equity Master Fund	DE	NIA	PA Hedged Equity Fund, L.P.	Other.....	0.000	New York Life Insurance Company	N	8
			20-5904617				PASOF GP, LLC	DE	NIA	Private Advisors LLC	Ownership.....	100.000	New York Life Insurance Company	N	
							PA Strategic Opportunities Fund, LP	DE	NIA	PASOF GP, LLC	Ownership.....	100.000	New York Life Insurance Company	N	
							PASCBF III GP, LLC	DE	NIA	Private Advisors LLC	Ownership.....	100.000	New York Life Insurance Company	N	
							Private Advisors Small Company Buyout Fund III, LP	DE	NIA	PASCBF III GP, LLC	Ownership.....	100.000	New York Life Insurance Company	N	
			20-4838202		0001374891		PASCBF IV GP, LLC	DE	NIA	Private Advisors LLC	Ownership.....	100.000	New York Life Insurance Company	N	
							Private Advisors Small Company Buyout Fund IV, LP	DE	NIA	PASCBF IV GP, LLC	Ownership.....	100.000	New York Life Insurance Company	N	
			26-1662399		0001442524		PASCBF IV Carry Parent, LLC	DE	NIA	Private Advisors LLC	Ownership.....	100.000	New York Life Insurance Company	N	
			45-2573409				PASCBF IV Carry, LLC	DE	NIA	PASCBF IV Carry Parent, LLC	Ownership.....	100.000	New York Life Insurance Company	N	
			45-2591925				PASCBF V GP, LLC	DE	NIA	Private Advisors LLC	Ownership.....	100.000	New York Life Insurance Company	N	
							Private Advisors Small Company Buyout Fund V, LP	DE	NIA	PASCBF V GP, LLC	Ownership.....	100.000	New York Life Insurance Company	N	
			45-4078336		0001537995		Private Advisors Small Company Buyout V - ERISA Fund, LP	DE	NIA	PASCBF V GP, LLC	Ownership.....	100.000	New York Life Insurance Company	N	
			46-1799496		0001576987		PASCBF V Carry Parent, LLC	DE	NIA	Private Advisors LLC	Ownership.....	100.000	New York Life Insurance Company	N	
			46-2714292				PASCBF V Carry, LLC	DE	NIA	PASBF V Carry Parent, LLC	Ownership.....	100.000	New York Life Insurance Company	N	
			35-2476750				PASCPPEF VI Carry Parent, LLC	DE	NIA	Private Advisors LLC	Ownership.....	100.000	New York Life Insurance Company	N	
							PASCPPEF VI Carry, LLC	DE	NIA	PASCPPEF VI Carry Parent, LLC	Ownership.....	100.000	New York Life Insurance Company	N	
			47-4523581				PASCPPEF VI GP, LLC	DE	NIA	Private Advisors LLC	Ownership.....	100.000	New York Life Insurance Company	N	

STATEMENT AS OF SEPTEMBER 30, 2019 OF THE NEW YORK LIFE INSURANCE COMPANY

SCHEDULE Y

PART 1A - DETAIL OF INSURANCE HOLDING COMPANY SYSTEM

1	2	3	4	5	6	7	8	9	10	11	12	13	14	15	16
Group Code	Group Name	NAIC Company Code	ID Number	Federal RSSD	CIK	Name of Securities Exchange if Publicly Traded (U.S. or International)	Names of Parent, Subsidiaries Or Affiliates	Domi-ciliary Loca-tion	Rela-tion-ship to Reporting Entity	Directly Controlled by (Name of Entity/Person)	Type of Control (Ownership, Board, Management, Attorney-in-Fact, Influence, Other)	If Control is Owner-ship Provide Percen-tage	Ultimate Controlling Entity(ies)/Person(s)	Is an SCA Filing Re-quired? (Y/N)	*
			46-4301623		0001595889		Private Advisors Small Company Private Equity Fund VI, LP	DE	NIA	PASCEP VI GP, LLC	Ownership	100.000	New York Life Insurance Company	N	
			98-1223903		0001635254		Private Advisors Small Company Private Equity Fund VI (Cayman), LP	CYM	NIA	PASCEP VI GP, LLC	Ownership	100.000	New York Life Insurance Company	N	
							PASCEP VII GP, LLC	DE	NIA	Private Advisors LLC	Ownership	100.000	New York Life Insurance Company	N	
			47-5430553		0001657189		Private Advisors Small Company Private Equity Fund VII, LP	DE	NIA	PASCEP VII GP, LLC	Ownership	100.000	New York Life Insurance Company	N	
			98-1286549		0001711424		Private Advisors Small Company Private Equity Fund VII (Cayman), LP	CYM	NIA	PASCEP VII GP, LLC	Ownership	100.000	New York Life Insurance Company	N	
			47-5442078				PASCEP VII Carry Parent, LLC	DE	NIA	Private Advisors LLC	Ownership	100.000	New York Life Insurance Company	N	
							PASCEP VII Carry, LLC	DE	NIA	PASCEP VII Carry Parent LLC	Ownership	100.000	New York Life Insurance Company	N	
							PASCEP VIII GP LLC	DE	NIA	Private Advisors LLC	Ownership	100.000	New York Life Insurance Company	N	
			82-2059912				Private Advisors Small Company Private Equity Fund VIII, LP	DE	NIA	PASCEP VIII GP LLC	Ownership	100.000	New York Life Insurance Company	N	
			82-2042371		0001711426		Private Advisors Small Company Private Equity Fund VIII (Cayman), LP	DE	NIA	PASCEP VIII GP LLC	Ownership	100.000	New York Life Insurance Company	N	
							PASCEP IX GP, LLC	DE	NIA	Private Advisors LLC	Ownership	100.000	New York Life Insurance Company	N	
							Private Advisors Small Company Private Equity Fund IX, LP	DE	NIA	PASCEP IX GP, LLC	Ownership	100.000	New York Life Insurance Company	N	
			47-0948254	3328161			Cuyahoga Capital Partners I Management Group, LLC	DE	NIA	Private Advisors LLC	Ownership	100.000	New York Life Insurance Company	N	
			47-0948256	3328170			Cuyahoga Capital Partners I, L.P.	DE	NIA	Cuyahoga Capital Partners I Management Group, LLC	Other	0.000	New York Life Insurance Company	N	B
			71-1014616	3594658			Cuyahoga Capital Partners II Management Group LLC	DE	NIA	Private Advisors LLC	Ownership	100.000	New York Life Insurance Company	N	
			71-1014620	3594676			Cuyahoga Capital Partners II LP	DE	NIA	Cuyahoga Capital Partners II Management Group LLC	Other	0.000	New York Life Insurance Company	N	B
			26-1989297	3729106			Cuyahoga Capital Partners III Management Group LLC	DE	NIA	Private Advisors LLC	Ownership	100.000	New York Life Insurance Company	N	
			26-1989419	3729115			Cuyahoga Capital Partners III LP	DE	NIA	Cuyahoga Capital Partners III Management Group LLC	Other	0.000	New York Life Insurance Company	N	B
			26-4331000				Cuyahoga Capital Partners IV Management Group LLC	DE	NIA	Private Advisors LLC	Ownership	100.000	New York Life Insurance Company	N	
			26-4331219		0001514824		Cuyahoga Capital Partners IV LP	DE	NIA	Cuyahoga Capital Partners IV Management Group LLC	Other	0.000	New York Life Insurance Company	N	B
			26-3698069	3835342			Cuyahoga Capital Emerging Buyout Partners Management Group LLC	DE	NIA	Private Advisors LLC	Ownership	100.000	New York Life Insurance Company	N	
			26-3698209	3835351			Cuyahoga Capital Emerging Buyout Partners LP	DE	NIA	Cuyahoga Capital Emerging Buyout Partners Management Group LLC	Other	0.000	New York Life Insurance Company	N	B
			47-4479441				PA Real Assets Carry Parent, LLC	DE	NIA	Private Advisors LLC	Ownership	100.000	New York Life Insurance Company	N	
							PA Real Assets Carry, LLC	DE	NIA	PA Real Assets Carry Parent, LLC	Ownership	100.000	New York Life Insurance Company	N	
							PA Emerging Manager Carry Parent, LLC	DE	NIA	Private Advisors LLC	Ownership	100.000	New York Life Insurance Company	N	
							PA Emerging Manager Carry, LLC	DE	NIA	PA Emerging Manager Carry Parent, LLC	Ownership	100.000	New York Life Insurance Company	N	
			47-4146929				RIC I GP, LLC	DE	NIA	Private Advisors LLC	Ownership	100.000	New York Life Insurance Company	N	
							Richmond Coinvestment Partners I, LP	DE	NIA	RIC I GP, LLC	Ownership	100.000	New York Life Insurance Company	N	
			47-4511149				RIC I Carry Parent, LLC	DE	NIA	Private Advisors LLC	Ownership	100.000	New York Life Insurance Company	N	
							RIC I Carry, LLC	DE	NIA	RIC I Carry Parent, LLC	Ownership	100.000	New York Life Insurance Company	N	
			47-4252449		0001646590		PASF V GP, LLC	DE	NIA	Private Advisors LLC	Ownership	100.000	New York Life Insurance Company	N	
							Private Advisors Secondary Fund V, LP	DE	NIA	PASF V GP, LLC	Ownership	100.000	New York Life Insurance Company	N	
							PASF V Carry Parent, LLC	DE	NIA	Private Advisors LLC	Ownership	100.000	New York Life Insurance Company	N	
			47-4498336				PASF V Carry, LLC	DE	NIA	PASF V Carry Parent, LLC	Ownership	100.000	New York Life Insurance Company	N	
							PARAF GP, LLC	DE	NIA	Private Advisors LLC	Ownership	100.000	New York Life Insurance Company	N	
			47-5323045		0001656546		Private Advisors Real Assets Fund, LP	DE	NIA	PARAF GP, LLC	Ownership	100.000	New York Life Insurance Company	N	
							PARAF Carry Parent, LLC	DE	NIA	Private Advisors LLC	Ownership	100.000	New York Life Insurance Company	N	

SCHEDULE Y
PART 1A - DETAIL OF INSURANCE HOLDING COMPANY SYSTEM

1	2	3	4	5	6	7	8	9	10	11	12	13	14	15	16
Group Code	Group Name	NAIC Company Code	ID Number	Federal RSSD	CIK	Name of Securities Exchange if Publicly Traded (U.S. or International)	Names of Parent, Subsidiaries Or Affiliates	Domi-ciliary Location	Relation-ship to Reporting Entity	Directly Controlled by (Name of Entity/Person)	Type of Control (Ownership, Board, Management, Attorney-in-Fact, Influence, Other)	If Control is Owner-ship Provide Percen-tage	Ultimate Controlling Entity(ies)/Person(s)	Is an SCA Filing Re-quired? (Y/N)	*
			47-5392508				PARAF Carry, LLC	DE	NIA	PARAF Carry Parent, LLC	Ownership	100.000	New York Life Insurance Company	N	
							PASCCIF GP, LLC	DE	NIA	Private Advisors LLC	Ownership	100.000	New York Life Insurance Company	N	
							Private Advisors Small Company Coinvestment Fund, LP	DE	NIA	PASCCIF GP, LLC	Ownership	100.000	New York Life Insurance Company	N	
			47-5230804		0001660017		Private Advisors Small Company Coinvestment Fund ERISA, LP	DE	NIA	PASCCIF GP, LLC	Ownership	100.000	New York Life Insurance Company	N	
			81-4614299		0001691962		PASCCIF Carry Parent, LLC	DE	NIA	Private Advisors LLC	Ownership	100.000	New York Life Insurance Company	N	
			47-5472308				PASCCIF Carry, LLC	DE	NIA	PASCCIF Carry Parent, LLC	Ownership	100.000	New York Life Insurance Company	N	
			82-3120890				PARAF II GP LLC	DE	NIA	Private Advisors LLC	Ownership	100.000	New York Life Insurance Company	N	
			82-3541209		0001721164		Private Advisors Real Assets Fund II LP	DE	NIA	PARAF II GP LLC	Ownership	100.000	New York Life Insurance Company	N	
					0001223706		Private Advisors Hedged Equity Fund, Ltd.	CYM	NIA	Private Advisors LLC	Other	0.000	New York Life Insurance Company	N	8
							Private Advisors Hedged Equity Fund (QP), Ltd.	CYM	NIA	Private Advisors LLC	Other	0.000	New York Life Insurance Company	N	8
			20-1079864		0001459910		Private Advisors Hedged Equity Master Fund, Ltd.	CYM	NIA	Private Advisors Hedged Equity Fund (QP), Ltd.	Other	0.000	New York Life Insurance Company	N	8
			98-0626772				UVF GP, LLC	DE	NIA	Private Advisors LLC	Ownership	100.000	New York Life Insurance Company	N	
			46-5163324		0001605509		Undiscovered Value Fund, LP	DE	NIA	Private Advisors LLC	Ownership	100.000	New York Life Insurance Company	N	
			98-1164867		0001605502		Undiscovered Value Fund, Ltd.	CYM	NIA	Private Advisors LLC	Other	0.000	New York Life Insurance Company	N	8
			98-1164329				Undiscovered Value Master Fund SPC	CYM	NIA	Undiscovered Value Fund, Ltd.	Other	0.000	New York Life Insurance Company	N	8
							Washington Pike GP, LLC	DE	NIA	Private Advisors LLC	Ownership	100.000	New York Life Insurance Company	N	
							Washington Pike, LP	DE	NIA	Washington Pike GP, LLC	Ownership	100.000	New York Life Insurance Company	N	
							PA Strategic Opportunities Fund GP, LLC	DE	NIA	Private Advisors LLC	Ownership	100.000	New York Life Insurance Company	N	
							PA Strategic Opportunities Fund, LP	DE	NIA	PA Strategic Opportunities Fund GP, LLC	Ownership	100.000	New York Life Insurance Company	N	
				3663273			Huntsville NYL LLC	DE	NIA	NYLife Real Estate Holdings, LLC	Ownership	100.000	New York Life Insurance Company	N	
							CC Acquisitions, LP	DE	NIA	NYLife Real Estate Holdings, LLC	Ownership	100.000	New York Life Insurance Company	N	
							REEP-IND Cedar Farms TN LLC	DE	NIA	NYLife Real Estate Holdings, LLC	Ownership	100.000	New York Life Insurance Company	N	
							Cedar Farms JV LLC	DE	NIA	REEP-IND Cedar Farms TN LLC	Ownership	90.000	New York Life Insurance Company	N	
			61-1724274				REEP-IND Continental NC LLC	DE	NIA	NYLife Real Estate Holdings, LLC	Ownership	100.000	New York Life Insurance Company	N	
			46-3561738				LRC-Patriot, LLC	DE	NIA	REEP-IND Continental NC LLC	Ownership	93.000	New York Life Insurance Company	N	
			35-2496884				REEP-LRC Industrial LLC	DE	NIA	LRC-Patriot, LLC	Ownership	100.000	New York Life Insurance Company	N	
							REEP-IND Forest Park NJ LLC	DE	NIA	NYLife Real Estate Holdings, LLC	Ownership	100.000	New York Life Insurance Company	N	
							FP Building 4 LLC	DE	NIA	REEP-IND Forest Park NJ LLC	Ownership	100.000	New York Life Insurance Company	N	
							FP Building 1-2-3 LLC	DE	NIA	REEP-IND Forest Park NJ LLC	Ownership	100.000	New York Life Insurance Company	N	
							FP Building 17, LLC	DE	NIA	REEP-IND Forest Park NJ LLC	Ownership	100.000	New York Life Insurance Company	N	
							FP Building 20, LLC	DE	NIA	REEP-IND Forest Park NJ LLC	Ownership	100.000	New York Life Insurance Company	N	
							FP Mantua Grove LLC	DE	NIA	REEP-IND Forest Park NJ LLC	Ownership	100.000	New York Life Insurance Company	N	
							FP Lot 1.01 LLC	DE	NIA	REEP-IND Forest Park NJ LLC	Ownership	100.000	New York Life Insurance Company	N	
							REEP-IND NJ LLC	DE	NIA	NYLife Real Estate Holdings, LLC	Ownership	100.000	New York Life Insurance Company	N	
							NJIND JV LLC	DE	NIA	REEP-IND NJ LLC	Ownership	93.000	New York Life Insurance Company	N	
							NJIND Hook Road LLC	DE	NIA	NJIND JV LLC	Ownership	100.000	New York Life Insurance Company	N	
							NJIND Bay Avenue LLC	DE	NIA	NJIND JV LLC	Ownership	100.000	New York Life Insurance Company	N	
							NJIND Corbin Street LLC	DE	NIA	NJIND JV LLC	Ownership	100.000	New York Life Insurance Company	N	
							REEP-MF Cumberland TN LLC	DE	NIA	NYLife Real Estate Holdings, LLC	Ownership	100.000	New York Life Insurance Company	N	
							Cumberland Apartments, LLC	TN	NIA	REEP-MF Cumberland TN LLC	Ownership	100.000	New York Life Insurance Company	N	
							REEP-MF Enclave TX LLC	DE	NIA	NYLife Real Estate Holdings, LLC	Ownership	100.000	New York Life Insurance Company	N	
							Enclave CAF LLC	DE	NIA	REEP-MF Enclave TX LLC	Ownership	100.000	New York Life Insurance Company	N	
							REEP-MF Marina Landing WA LLC	DE	NIA	NYLife Real Estate Holdings, LLC	Ownership	100.000	New York Life Insurance Company	N	
							REEP-SP Marina Landing LLC	DE	NIA	REEP-MF Marina Landing WA LLC	Ownership	98.000	New York Life Insurance Company	N	
							REEP-MF Mira Loma II TX LLC	DE	NIA	NYLife Real Estate Holdings, LLC	Ownership	100.000	New York Life Insurance Company	N	
							Mira Loma II, LLC	DE	NIA	REEP-MF Mira Loma II TX LLC	Ownership	50.000	New York Life Insurance Company	N	
							REEP-MF Summitt Ridge CO LLC	DE	NIA	NYLife Real Estate Holdings, LLC	Ownership	100.000	New York Life Insurance Company	N	
							Summitt Ridge Apartments, LLC	DE	NIA	REEP-MF Summitt Ridge CO LLC	Ownership	100.000	New York Life Insurance Company	N	
							REEP-MF Woodridge IL LLC	DE	NIA	NYLife Real Estate Holdings, LLC	Ownership	100.000	New York Life Insurance Company	N	
							REEP-OF Centerpointe VA LLC	DE	NIA	NYLife Real Estate Holdings, LLC	Ownership	100.000	New York Life Insurance Company	N	

13.22

PART 1A - DETAIL OF INSURANCE HOLDING COMPANY SYSTEM

Asterisk	Explanation
1	Contractual Client – Madison Capital Funding LLC, an indirect wholly owned affiliate of the Company, has contractual control of this entity's loan portfolio.
2	Control of this entity is pursuant to an investment management contract with New York Life Investment Management Holdings LLC or affiliate, not through ownership of voting interests.
3	GoldPoint Partners LLC owns 24.66% of the voting management shares. NYLCAPI India Funding LLC owns 36% of non-voting carry shares.
4	GoldPoint Partners LLC owns 24.66% of the voting management shares. NYLCAPI India Funding III LLC owns 31.36% of non-voting carry shares.
5	Investment Pool – Investment pool of leveraged loans managed by New York Life Investment Management LLC, an indirect wholly owned affiliate of the Company.
6	Reliance Relationship – Entire proceeds of the entity are invested in a funding agreement of the Company.
7	Energy Contracts and Aircraft Loans Investments – with 100% of the investments coming from the Company and its wholly owned affiliate New York Life Insurance and Annuity Corporation.
8	Control of this entity is pursuant to an investment management contract with Private Advisors LLC, or affiliate, not through ownership of voting interests.
9	Investment Pool – Investment pool of mixed assets managed by New York Life Investment Management LLC, an indirect wholly owned affiliate of the Company.

STATEMENT AS OF SEPTEMBER 30, 2019 OF THE NEW YORK LIFE INSURANCE COMPANY

Asterisk	Explanation
10	One share held by Candriam Luxco S.à.r.l.
11	Control of this entity is pursuant to a management contract with NYL Investors LLC.
12	Ausbil Investment Management Limited has sole authority over the management of the fund.
13	45% of Ausbil Global Infrastructure Pty. Limited is owned by employees of the company.

STATEMENT AS OF SEPTEMBER 30, 2019 OF THE NEW YORK LIFE INSURANCE COMPANY

SUPPLEMENTAL EXHIBITS AND SCHEDULES INTERROGATORIES

The following supplemental reports are required to be filed as part of your statement filing. However, in the event that your company does not transact the type of business for which the special report must be filed, your response of NO to the specific interrogatory will be accepted in lieu of filing a "NONE" report and a bar code will be printed below. If the supplement is required of your company but is not being filed for whatever reason enter SEE EXPLANATION and provide an explanation following the interrogatory questions.


	Response
1. Will the Trusteed Surplus Statement be filed with the state of domicile and the NAIC with this statement?	NO
2. Will the Medicare Part D Coverage Supplement be filed with the state of domicile and the NAIC with this statement?	YES
3. Will the Reasonableness of Assumptions Certification required by Actuarial Guideline XXXV be filed with the state of domicile and electronically with the NAIC?	NO
4. Will the Reasonableness and Consistency of Assumptions Certification required by Actuarial Guideline XXXV be filed with the state of domicile and electronically with the NAIC?	NO
5. Will the Reasonableness of Assumptions Certification for Implied Guaranteed Rate Method required by Actuarial Guideline XXXVI be filed with the state of domicile and electronically with the NAIC?	NO
6. Will the Reasonableness and Consistency of Assumptions Certification required by Actuarial Guideline XXXVI (Updated Average Market Value) be filed with the state of domicile and electronically with the NAIC?	NO
7. Will the Reasonableness and Consistency of Assumptions Certification required by Actuarial Guideline XXXVI (Updated Market Value) be filed with the state of domicile and electronically with the NAIC?	NO
8. Will the Life PBR Statement of Exemption be filed with the state of domicile by July 1st and electronically with the NAIC with the second quarterly filing per the Valuation Manual (by August 15)? (2nd Quarter Only) The response for 1st and 3rd quarters should be N/A. A NO response resulting with a bar code is only appropriate in the 2nd quarter.	N/A

Explanation:

1.
3.
4.
5.
6.
7.

Bar Code:

1. Trusteed Surplus Statement [Document Identifier 490]
3. Reasonableness of Assumptions Certification required by Actuarial Guideline XXXV [Document Identifier 445]
4. Reasonableness and Consistency of Assumptions Certification required by Actuarial Guideline XXXV [Document Identifier 446]
5. Reasonableness of Assumptions Certification for Implied Guaranteed Rate Method required by Actuarial Guideline XXXVI [Document Identifier 447]
6. Reasonableness and Consistency of Assumptions Certification required by Actuarial Guideline XXXVI [Document Identifier 448]
7. Reasonableness and Consistency of Assumptions Certification required by Actuarial Guideline XXXVI (Updated Market Value) [Document Identifier 449]



STATEMENT AS OF SEPTEMBER 30, 2019 OF THE NEW YORK LIFE INSURANCE COMPANY

OVERFLOW PAGE FOR WRITE-INS

Additional Write-ins for Assets Line 25

	Current Statement Date			4 December 31 Prior Year Net Admitted Assets
	1 Assets	2 Nonadmitted Assets	3 Net Admitted Assets (Cols. 1 - 2)	
2504. Collateral assignments	60,874,706		60,874,706	62,220,067
2505. Administrative and other fees due and unpaid	5,632,491		5,632,491	2,974,982
2506. Federal employees' group life conversion pool fund	3,691,295		3,691,295	3,691,295
2507. Aircraft	8,396,143	8,396,143		
2508. Amount due for undelivered securities	1,326,638	1,326,638		
2509. Miscellaneous	836,714,172	836,714,172		
2597. Summary of remaining write-ins for Line 25 from overflow page	916,635,445	846,436,953	70,198,492	68,886,344

Additional Write-ins for Liabilities Line 25

	1 Current Statement Date	2 December 31 Prior Year
2504. Unfunded postretirement obligations for employees and agents	230,399,353	241,556,101
2505. Obligations under structured settlement agreements	147,283,921	145,260,205
2506. Liability for interest on claims	27,118,630	27,587,754
2507. Other payable	18,939,654	11,114,082
2508. Contingent liability	11,685,111	10,772,321
2509. Deferred gains liability	10,958,662	11,154,378
2510. Deferred rent payable	4,868,321	5,047,589
2511. Reserves required on certain group annuity separate accounts	4,707,313	4,580,005
2512. Deferred liability rebate commission	4,509,168	4,914,997
2513. Adjustment to agents' progress sharing plan liability	4,423,914	4,905,634
2514. Tax credit payable	2,760,000	2,760,000
2597. Summary of remaining write-ins for Line 25 from overflow page	467,654,047	469,653,066

Additional Write-ins for Summary of Operations Line 27

	1 Current Year To Date	2 Prior Year To Date	3 Prior Year Ended December 31
2704. Fines, penalties and fees from regulatory authorities	204,923	162,996	174,862
2705. Other deductions for reinsurance	191,853	4,586,914	6,813,980
2706. Other expenses	(5,736,327)	2,758,528	2,946,108
2797. Summary of remaining write-ins for Line 27 from overflow page	(5,339,551)	7,508,438	9,934,950

Additional Write-ins for Summary of Operations Line 53

	1 Current Year To Date	2 Prior Year To Date	3 Prior Year Ended December 31
5304. Change in special reserves on certain group annuity contract	(127,308)	663,802	612,176
5305. Ceding commission	(2,027,171)	(2,027,171)	(2,702,895)
5397. Summary of remaining write-ins for Line 53 from overflow page	(2,154,479)	(1,363,369)	(2,090,719)

SCHEDULE A - VERIFICATION

Real Estate

	1	2
	Year to Date	Prior Year Ended December 31
1. Book/adjusted carrying value, December 31 of prior year	1,486,020,318	1,524,368,521
2. Cost of acquired:		
2.1 Actual cost at time of acquisition	528,795,233	217,329,721
2.2 Additional investment made after acquisition	62,605,090	80,829,325
3. Current year change in encumbrances	(204,903,211)	(115,445,355)
4. Total gain (loss) on disposals	5,009,742	11,467,159
5. Deduct amounts received on disposals	10,018,714	181,716,102
6. Total foreign exchange change in book/adjusted carrying value		
7. Deduct current year's other than temporary impairment recognized	95,200	52,768
8. Deduct current year's depreciation	42,574,348	50,760,183
9. Book/adjusted carrying value at the end of current period (Lines 1+2+3+4-5+6-7-8)	1,824,838,910	1,486,020,318
10. Deduct total nonadmitted amounts		
11. Statement value at end of current period (Line 9 minus Line 10)	1,824,838,910	1,486,020,318

SCHEDULE B - VERIFICATION

Mortgage Loans

	1	2
	Year to Date	Prior Year Ended December 31
1. Book value/recorded investment excluding accrued interest, December 31 of prior year	17,553,604,265	15,675,729,239
2. Cost of acquired:		
2.1 Actual cost at time of acquisition	2,094,929,409	3,732,936,064
2.2 Additional investment made after acquisition	173,306,676	147,765,361
3. Capitalized deferred interest and other	3,923,528	1,494,914
4. Accrual of discount	3,793,952	3,742,344
5. Unrealized valuation increase (decrease)		
6. Total gain (loss) on disposals		(1,221)
7. Deduct amounts received on disposals	2,327,856,720	1,986,556,844
8. Deduct amortization of premium and mortgage interest points and commitment fees	33,776,613	21,505,592
9. Total foreign exchange change in book value/recorded investment excluding accrued interest		
10. Deduct current year's other than temporary impairment recognized		
11. Book value/recorded investment excluding accrued interest at end of current period (Lines 1+2+3+4+5+6-7-8+9-10)	17,467,924,497	17,553,604,265
12. Total valuation allowance		
13. Subtotal (Line 11 plus Line 12)	17,467,924,497	17,553,604,265
14. Deduct total nonadmitted amounts		
15. Statement value at end of current period (Line 13 minus Line 14)	17,467,924,497	17,553,604,265

SCHEDULE BA - VERIFICATION

Other Long-Term Invested Assets

	1	2
	Year to Date	Prior Year Ended December 31
1. Book/adjusted carrying value, December 31 of prior year	9,674,059,982	9,580,234,004
2. Cost of acquired:		
2.1 Actual cost at time of acquisition	238,400,452	692,675,324
2.2 Additional investment made after acquisition	996,157,574	1,524,632,856
3. Capitalized deferred interest and other		
4. Accrual of discount		
5. Unrealized valuation increase (decrease)	827,254,279	3,743,567
6. Total gain (loss) on disposals	(7,298,206)	20,288,832
7. Deduct amounts received on disposals	917,705,244	1,853,210,011
8. Deduct amortization of premium and depreciation	82,509,996	88,147,985
9. Total foreign exchange change in book/adjusted carrying value	(10,787,152)	(20,837,392)
10. Deduct current year's other than temporary impairment recognized	148,427,358	185,319,214
11. Book/adjusted carrying value at end of current period (Lines 1+2+3+4+5+6-7-8+9-10)	10,569,144,331	9,674,059,982
12. Deduct total nonadmitted amounts	505,499,712	93,369,985
13. Statement value at end of current period (Line 11 minus Line 12)	10,063,644,618	9,580,689,997

SCHEDULE D - VERIFICATION

Bonds and Stocks

	1	2
	Year to Date	Prior Year Ended December 31
1. Book/adjusted carrying value of bonds and stocks, December 31 of prior year	116,394,514,045	108,983,389,780
2. Cost of bonds and stocks acquired	16,928,438,361	23,989,358,894
3. Accrual of discount	322,023,305	480,415,746
4. Unrealized valuation increase (decrease)	791,266,419	(560,109,474)
5. Total gain (loss) on disposals	121,152,698	69,197,834
6. Deduct consideration for bonds and stocks disposed of	11,971,038,904	16,259,519,574
7. Deduct amortization of premium	109,855,329	135,195,863
8. Total foreign exchange change in book/adjusted carrying value	(136,518,926)	(169,658,465)
9. Deduct current year's other than temporary impairment recognized	58,971,214	51,195,267
10. Total investment income recognized as a result of prepayment penalties and/or acceleration fees	27,081,110	47,830,434
11. Book/adjusted carrying value at end of current period (Lines 1+2+3+4+5-6-7+8-9+10)	122,308,091,565	116,394,514,045
12. Deduct total nonadmitted amounts		
13. Statement value at end of current period (Line 11 minus Line 12)	122,308,091,565	116,394,514,045

STATEMENT AS OF SEPTEMBER 30, 2019 OF THE NEW YORK LIFE INSURANCE COMPANY

SCHEDULE D - PART 1B

Showing the Acquisitions, Dispositions and Non-Trading Activity
During the Current Quarter for all Bonds and Preferred Stock by NAIC Designation

NAIC Designation	1 Book/Adjusted Carrying Value Beginning of Current Quarter	2 Acquisitions During Current Quarter	3 Dispositions During Current Quarter	4 Non-Trading Activity During Current Quarter	5 Book/Adjusted Carrying Value End of First Quarter	6 Book/Adjusted Carrying Value End of Second Quarter	7 Book/Adjusted Carrying Value End of Third Quarter	8 Book/Adjusted Carrying Value December 31 Prior Year
BONDS								
1. NAIC 1 (a)	72,144,530,372	28,100,400,720	26,257,659,684	46,431,158	71,051,159,133	72,144,530,372	74,033,702,567	70,965,045,775
2. NAIC 2 (a)	32,507,425,486	2,617,155,249	2,201,562,690	(185,316,337)	31,873,424,793	32,507,425,486	32,737,701,708	31,720,311,456
3. NAIC 3 (a)	3,526,072,626	183,333,535	214,401,047	26,688,755	3,306,394,999	3,526,072,626	3,521,693,869	3,410,726,717
4. NAIC 4 (a)	2,752,879,446	195,356,034	152,420,146	36,136,716	2,478,304,643	2,752,879,446	2,831,952,050	2,369,964,525
5. NAIC 5 (a)	342,812,824	7,459,611	17,004,243	(3,563,861)	356,380,880	342,812,824	329,704,331	298,349,643
6. NAIC 6 (a)	146,657,160	17,418	41,339,882	(1,076,467)	150,158,402	146,657,160	104,258,229	35,369,418
7. Total Bonds	111,420,377,914	31,103,722,567	28,884,387,692	(80,700,036)	109,215,822,850	111,420,377,914	113,559,012,754	108,799,767,534
PREFERRED STOCK								
8. NAIC 1	43,012	128,020	21,498	(4,092)		43,012	145,442	
9. NAIC 2	24,033,327	2,966,666	224,121	(17,986)	14,310,764	24,033,327	26,757,886	18,395,161
10. NAIC 3	5,285,452	174,345	22,268	(4,422)	5,377,959	5,285,452	5,433,107	5,452,655
11. NAIC 4								
12. NAIC 5	4,981,124	4,184,333		(802,638)	4,888,735	4,981,124	8,362,819	12,853,953
13. NAIC 6	24,421,700	134,900	809,760	603,859	28,388,765	24,421,700	24,350,699	28,388,765
14. Total Preferred Stock	58,764,616	7,588,264	1,077,647	(225,279)	52,966,224	58,764,616	65,049,954	65,090,535
15. Total Bonds and Preferred Stock	111,479,142,530	31,111,310,831	28,885,465,339	(80,925,315)	109,268,789,074	111,479,142,530	113,624,062,708	108,864,858,069

(a) Book/Adjusted Carrying Value column for the end of the current reporting period includes the following amount of short-term and cash equivalent bonds by NAIC designation:
NAIC 1 \$2,130,730,545 ; NAIC 2 \$232,091,107 ; NAIC 3 \$ NAIC 4 \$; NAIC 5 \$535,273 ; NAIC 6 \$

SCHEDULE DA - PART 1

Short-Term Investments

	1	2	3	4	5
	Book/Adjusted Carrying Value	Par Value	Actual Cost	Interest Collected Year-to-Date	Paid for Accrued Interest Year-to-Date
9199999 Totals	116,160,281	xxx	115,954,123	897,941	3,188

SCHEDULE DA - VERIFICATION

Short-Term Investments

	1	2
	Year To Date	Prior Year Ended December 31
1. Book/adjusted carrying value, December 31 of prior year	15,621,072	14,105,755
2. Cost of short-term investments acquired	185,387,532	160,813,339
3. Accrual of discount	456,825	171,714
4. Unrealized valuation increase (decrease)		
5. Total gain (loss) on disposals	1,605,175	589,528
6. Deduct consideration received on disposals	86,363,839	157,716,192
7. Deduct amortization of premium	546,484	2,334,729
8. Total foreign exchange change in book/adjusted carrying value		
9. Deduct current year's other than temporary impairment recognized		8,343
10. Book/adjusted carrying value at end of current period (Lines 1+2+3+4+5-6-7+8-9)	116,160,281	15,621,072
11. Deduct total nonadmitted amounts		
12. Statement value at end of current period (Line 10 minus Line 11)	116,160,281	15,621,072

SCHEDULE DB - PART A - VERIFICATION

Options, Caps, Floors, Collars, Swaps and Forwards

1.	Book/Adjusted Carrying Value, December 31, prior year (Line 9, prior year)	306,350,062
2.	Cost Paid/(Consideration Received) on additions	(35,000)
3.	Unrealized Valuation increase/(decrease)	161,545,383
4.	Total gain (loss) on termination recognized	38,664,717
5.	Considerations received/(paid) on terminations	38,690,960
6.	Amortization	(17,098,344)
7.	Adjustment to the Book/Adjusted Carrying Value of hedged item	
8.	Total foreign exchange change in Book/Adjusted Carrying Value	
9.	Book/Adjusted Carrying Value at End of Current Period (Lines 1+2+3+4-5+6+7+8)	450,735,857
10.	Deduct nonadmitted assets	
11.	Statement value at end of current period (Line 9 minus Line 10)	450,735,857

SCHEDULE DB - PART B - VERIFICATION

Futures Contracts

1.	Book/Adjusted carrying value, December 31 of prior year (Line 6, prior year)	(46,731)
2.	Cumulative cash change (Section 1, Broker Name/Net Cash Deposits Footnote - Cumulative Cash Change column)	45,711
3.1	Add:	
	Change in variation margin on open contracts - Highly Effective Hedges	
3.11	Section 1, Column 15, current year to date minus	
3.12	Section 1, Column 15, prior year	
	Change in variation margin on open contracts - All Other	
3.13	Section 1, Column 18, current year to date minus	26,939
3.14	Section 1, Column 18, prior year	(97,438)124,377124,377
3.2	Add:	
	Change in adjustment to basis of hedged item	
3.21	Section 1, Column 17, current year to date minus	
3.22	Section 1, Column 17, prior year	
	Change in amount recognized	
3.23	Section 1, Column 19, current year to date minus	26,939
3.24	Section 1, Column 19, prior year	(97,438)124,377124,377
3.3	Subtotal (Line 3.1 minus Line 3.2)	
4.1	Cumulative variation margin on terminated contracts during the year	123,211
4.2	Less:	
	4.21 Amount used to adjust basis of hedged item	
	4.22 Amount recognized	123,211123,211
4.3	Subtotal (Line 4.1 minus Line 4.2)	
5.	Dispositions gains (losses) on contracts terminated in prior year:	
	5.1 Total gain (loss) recognized for terminations in prior year	
	5.2 Total gain (loss) adjusted into the hedged item(s) for terminations in prior year	
6.	Book/Adjusted carrying value at end of current period (Lines 1+2+3.3-4.3-5.1-5.2)	(1,019)
7.	Deduct total nonadmitted amounts	
8.	Statement value at end of current period (Line 6 minus Line 7)	(1,019)

Schedule DB - Part C - Section 1 - Replication (Synthetic Asset) Transactions (RSATs) Open
N O N E

Schedule DB-Part C-Section 2-Reconciliation of Replication (Synthetic Asset) Transactions Open
N O N E

SCHEDULE DB - VERIFICATION

Verification of Book/Adjusted Carrying Value, Fair Value and Potential Exposure of all Open Derivative Contracts

		Book/Adjusted Carrying Value Check
1.	Part A, Section 1, Column 14.....	450,735,857
2.	Part B, Section 1, Column 15 plus Part B, Section 1 Footnote - Total Ending Cash Balance.....	(1,024)
3.	Total (Line 1 plus Line 2)	450,734,833
4.	Part D, Section 1, Column 5	983,455,486
5.	Part D, Section 1, Column 6	(532,720,653)
6.	Total (Line 3 minus Line 4 minus Line 5)	
		Fair Value Check
7.	Part A, Section 1, Column 16	463,360,534
8.	Part B, Section 1, Column 13	(1,023)
9.	Total (Line 7 plus Line 8)	463,359,511
10.	Part D, Section 1, Column 8	996,135,038
11.	Part D, Section 1, Column 9	(532,775,527)
12.	Total (Line 9 minus Line 10 minus Line 11)	
		Potential Exposure Check
13.	Part A, Section 1, Column 21	171,895,579
14.	Part B, Section 1, Column 20	38,287
15.	Part D, Section 1, Column 11	171,933,866
16.	Total (Line 13 plus Line 14 minus Line 15)	

SCHEDULE E - PART 2 - VERIFICATION

(Cash Equivalents)

	1	2
	Year To Date	Prior Year Ended December 31
1. Book/adjusted carrying value, December 31 of prior year	2,993,820,782	2,451,181,952
2. Cost of cash equivalents acquired	86,370,079,102	124,920,953,375
3. Accrual of discount	27,989,592	24,042,749
4. Unrealized valuation increase (decrease)		
5. Total gain (loss) on disposals	128,248	1,653
6. Deduct consideration received on disposals	86,605,523,795	124,402,357,747
7. Deduct amortization of premium	18,353	1,200
8. Total foreign exchange change in book/adjusted carrying value		
9. Deduct current year's other than temporary impairment recognized		
10. Book/adjusted carrying value at end of current period (Lines 1+2+3+4+5-6-7+8-9)	2,786,475,576	2,993,820,782
11. Deduct total nonadmitted amounts		
12. Statement value at end of current period (Line 10 minus Line 11)	2,786,475,576	2,993,820,782