



LIFE, AND ACCIDENT AND HEALTH COMPANIES/FRATERNAL BENEFIT SOCIETIES – ASSOCIATION EDITION

QUARTERLY STATEMENT
AS OF SEPTEMBER 30, 2022
OF THE CONDITION AND AFFAIRS OF THE
Life Insurance Company of North America

NAIC Group Code 0826 , 0826 NAIC Company Code 65498 Employer's ID No. 23-1503749
(Current Period) (Prior Period)

Organized under the Laws of Pennsylvania, State of Domicile or Port of Entry PA ,
Country of Domicile United States of America

INCORPORATED/ORGANIZED SEPTEMBER 21, 1956	COMMENCED BUSINESS SEPTEMBER 5, 1957
Statutory Home Office	Two Liberty Place, 1601 Chestnut Street, TL14A, Philadelphia, PA, U.S. 19192-2362.....
Main Administrative Office	51 Madison Avenue, New York, NY, U.S. 10010.....
.....	212-576-7000.....
Mail Address.....	51 Madison Avenue, New York, NY, U.S. 10010.....
Primary Location of Books and Records.....	51 Madison Avenue, New York, NY, U.S. 10010.....
.....	212-576-7000.....
Internet Website address	www.newyorklife.com
Statutory Statement Contact Person and Phone Number ..	Robert Michael Gardner..... 201-942-8333.....
Statutory Statement Contact E-Mail Address.....	Statement_contact@newyorklife.com
Statutory Statement Contact Fax Number	201-942-2158.....

EXECUTIVE OFFICERS

SCOTT LLOYD BERLIN <i>President</i>	ROBERT MICHAEL GARDNER <i>Senior Vice President and Controller</i>
THOMAS ALEXANDER HENDRY <i>Senior Vice President and Treasurer</i>	JUSTIN ADAM SOMERS # <i>Vice President and Chief Financial Officer</i>
KEVIN COLIN MCGOLDRICK # <i>Vice President and Chief Actuary</i>	COLLEEN ANNE MEADE <i>Associate General Counsel and Secretary</i>

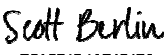
DIRECTORS OR TRUSTEES


SCOTT LLOYD BERLIN	ANTHONY RAMSEY MALLOY	BENJAMIN LAURENCE ROSENTHAL
ELIZABETH KATHERINE BRILL	MICHAEL KELLY MCDONNELL	JUSTIN ADAM SOMERS #
ALAIN MAURICE KARAOGLAN	JOANNE HELEN RODGERS	MATTHEW DAVID WION


State of Pennsylvania } SS
County of Philadelphia

State of New York } SS
County of New York

The officers of this reporting entity, being duly sworn, each depose and say that they are the described officers of said reporting entity, and that on the reporting period stated above, all of the herein described assets were the absolute property of the said reporting entity, free and clear from any liens or claims thereon, except as herein stated, and that this statement, together with related exhibits, schedules and explanations therein contained, annexed or referred to, is a full and true statement of all the assets and liabilities and of the condition and affairs of the said reporting entity as of the reporting period stated above, and of its income and deductions therefrom for the period ended, and have been completed in accordance with the NAIC *Annual Statement Instructions and Accounting Practices and Procedures* manual except to the extent that: (1) state law may differ; or, (2) state rules or regulations require differences in reporting not related to accounting practices and procedures, according to the best of their information, knowledge and belief, respectively. Furthermore, the scope of this attestation by the described officers also includes the related corresponding electronic filing with the NAIC, when required, that is an exact copy (except for formatting differences due to electronic filing) of the enclosed statement. The electronic filing may be requested by various regulators in lieu of or in addition to the enclosed statement.

DocuSigned by:

F5A571B12F45472...
SCOTT LLOYD BERLIN
President

DocuSigned by:

3B5811B42032450...
JUSTIN ADAM SOMERS #
Vice President and
Chief Financial Officer

DocuSigned by:

43F3CF83989D48F...
COLLEEN ANNE MEADE
Associate General Counsel
and Secretary

Subscribed and sworn to before me this
_____ day of November 2022

Subscribed and sworn to before me this
_____ day of November 2022

- a. Is this an original filing? Yes [X] No []
b. If no: 1. State the amendment number ...
2. Date filed ...
3. Number of pages attached ...

Officers and Directors who did not occupy the indicated position in the previous annual statement.

ASSETS

	Current Statement Date			4 December 31 Prior Year Net Admitted Assets
	1 Assets	2 Nonadmitted Assets	3 Net Admitted Assets (Cols. 1 - 2)	
1. Bonds	7,127,789,428		7,127,789,428	7,254,646,874
2. Stocks:				
2.1 Preferred stocks				
2.2 Common stocks	21,602,951		21,602,951	333,100
3. Mortgage loans on real estate:				
3.1 First liens	1,025,185,083		1,025,185,083	700,691,858
3.2 Other than first liens.....	8,074,003		8,074,003	6,111,948
4. Real estate:				
4.1 Properties occupied by the company (less \$ encumbrances)				
4.2 Properties held for the production of income (less \$ encumbrances)				
4.3 Properties held for sale (less \$ encumbrances)				
5. Cash (\$(90,308,077)), cash equivalents (\$250,678,668) and short-term investments (\$)	160,370,591		160,370,591	133,773,363
6. Contract loans (including \$ premium notes)	498,708		498,708	494,608
7. Derivatives				
8. Other invested assets	455,055		455,055	
9. Receivables for securities	600,374		600,374	2,380,564
10. Securities lending reinvested collateral assets				
11. Aggregate write-ins for invested assets				
12. Subtotals, cash and invested assets (Lines 1 to 11)	8,344,576,193		8,344,576,193	8,098,432,315
13. Title plants less \$ charged off (for Title insurers only)				
14. Investment income due and accrued	64,288,219	24,075	64,264,144	60,432,195
15. Premiums and considerations:				
15.1 Uncollected premiums and agents' balances in the course of collection	272,271,111	67,101,445	205,169,666	193,102,735
15.2 Deferred premiums, agents' balances and installments booked but deferred and not yet due (including \$ earned but unbilled premiums)				
15.3 Accrued retrospective premiums (\$) and contracts subject to redetermination (\$)				
16. Reinsurance:				
16.1 Amounts recoverable from reinsurers	357,942,997		357,942,997	406,783,260
16.2 Funds held by or deposited with reinsured companies				
16.3 Other amounts receivable under reinsurance contracts	31,718,423		31,718,423	1,254,531
17. Amounts receivable relating to uninsured plans	13,221,866	3,956,924	9,264,942	10,254,538
18.1 Current federal and foreign income tax recoverable and interest thereon	1,849,736		1,849,736	
18.2 Net deferred tax asset	901,974,270	768,098,625	133,875,645	133,875,645
19. Guaranty funds receivable or on deposit	11,604,855		11,604,855	11,492,880
20. Electronic data processing equipment and software	82,289,544	82,289,544		1,964,964
21. Furniture and equipment, including health care delivery assets (\$)				
22. Net adjustment in assets and liabilities due to foreign exchange rates				
23. Receivables from parent, subsidiaries and affiliates	20,686,759		20,686,759	13,203,408
24. Health care (\$) and other amounts receivable				
25. Aggregate write-ins for other than invested assets	2,965,513	160,000	2,805,513	53,457,341
26. Total assets excluding Separate Accounts, Segregated Accounts and Protected Cell Accounts (Lines 12 to 25)	10,105,389,486	921,630,613	9,183,758,873	8,984,253,812
27. From Separate Accounts, Segregated Accounts and Protected Cell Accounts	13,311,308		13,311,308	17,922,312
28. Total (Lines 26 and 27)	10,118,700,794	921,630,613	9,197,070,181	9,002,176,124
DETAILS OF WRITE-INS				
1101.				
1102.				
1103.				
1198. Summary of remaining write-ins for Line 11 from overflow page				
1199. Totals (Lines 1101 through 1103 plus 1198)(Line 11 above)				
2501. Miscellaneous	2,805,513		2,805,513	53,457,341
2502. Amount due for undelivered securities	160,000	160,000		
2503.				
2598. Summary of remaining write-ins for Line 25 from overflow page				
2599. Totals (Lines 2501 through 2503 plus 2598)(Line 25 above)	2,965,513	160,000	2,805,513	53,457,341

LIABILITIES, SURPLUS AND OTHER FUNDS

	1 Current Statement Date	2 December 31 Prior Year
1. Aggregate reserve for life contracts \$667,206,053 less \$ included in Line 6.3 (including \$5,204,401 Modco Reserve)	667,206,053	668,670,137
2. Aggregate reserve for accident and health contracts (including \$ Modco Reserve)	4,856,728,235	4,598,963,778
3. Liability for deposit-type contracts (including \$345,845 Modco Reserve)	776,478,636	790,157,111
4. Contract claims:		
4.1 Life	153,613,454	192,628,663
4.2 Accident and health	212,297,667	204,169,745
5. Policyholders' dividends/refunds to members \$ and coupons \$ due and unpaid		
6. Provision for policyholders' dividends, refunds to members and coupons payable in following calendar year - estimated amounts:		
6.1 Policyholders' dividends and refunds to members apportioned for payment (including \$ Modco)		
6.2 Policyholders' dividends and refunds to members not yet apportioned (including \$ Modco)		
6.3 Coupons and similar benefits (including \$ Modco)		
7. Amount provisionally held for deferred dividend policies not included in Line 6		
8. Premiums and annuity considerations for life and accident and health contracts received in advance less \$ discount; including \$ accident and health premiums	165,746	
9. Contract liabilities not included elsewhere:		
9.1 Surrender values on canceled contracts		
9.2 Provision for experience rating refunds, including the liability of \$14,811,986 accident and health experience rating refunds of which \$ is for medical loss ratio rebate per the Public Health Service Act	44,398,183	50,877,203
9.3 Other amounts payable on reinsurance, including \$ assumed and \$382,068,032 ceded	382,068,032	312,055,101
9.4 Interest Maintenance Reserve	13,539,372	22,189,360
10. Commissions to agents due or accrued-life and annuity contracts \$30,029,170 , accident and health \$60,578,849 and deposit-type contract funds \$	90,608,019	44,997,718
11. Commissions and expense allowances payable on reinsurance assumed	1,941	1,213,388
12. General expenses due or accrued	71,032,746	64,418,103
13. Transfers to Separate Accounts due or accrued (net) (including \$ accrued for expense allowances recognized in reserves, net of reinsured allowances)		
14. Taxes, licenses and fees due or accrued, excluding federal income taxes	28,560,580	35,732,244
15.1 Current federal and foreign income taxes, including \$ on realized capital gains (losses)		1,536,186
15.2 Net deferred tax liability		
16. Unearned investment income	12,248	28,687
17. Amounts withheld or retained by reporting entity as agent or trustee	2,125,362	3,310,636
18. Amounts held for agents' account, including \$ agents' credit balances		
19. Remittances and items not allocated	108,325,416	143,241,752
20. Net adjustment in assets and liabilities due to foreign exchange rates		
21. Liability for benefits for employees and agents if not included above		
22. Borrowed money \$ and interest thereon \$		
23. Dividends to stockholders declared and unpaid		
24. Miscellaneous liabilities:		
24.01 Asset valuation reserve	85,220,576	82,549,345
24.02 Reinsurance in unauthorized and certified (\$) companies		
24.03 Funds held under reinsurance treaties with unauthorized and certified (\$) reinsurers		
24.04 Payable to parent, subsidiaries and affiliates	72,713,392	88,230,212
24.05 Drafts outstanding		
24.06 Liability for amounts held under uninsured plans		
24.07 Funds held under coinsurance		
24.08 Derivatives		
24.09 Payable for securities	18,199,634	9,140,431
24.10 Payable for securities lending		
24.11 Capital notes \$ and interest thereon \$		
25. Aggregate write-ins for liabilities	24,534	(59,503)
26. Total liabilities excluding Separate Accounts business (Lines 1 to 25)	7,583,319,826	7,314,050,297
27. From Separate Accounts Statement	13,311,308	17,922,312
28. Total liabilities (Lines 26 and 27)	7,596,631,134	7,331,972,609
29. Common capital stock	2,500,000	2,500,000
30. Preferred capital stock		
31. Aggregate write-ins for other than special surplus funds		
32. Surplus notes		
33. Gross paid in and contributed surplus	177,969,241	177,969,241
34. Aggregate write-ins for special surplus funds		
35. Unassigned funds (surplus)	1,419,969,806	1,489,734,274
36. Less treasury stock, at cost:		
36.1 shares common (value included in Line 29 \$)		
36.2 shares preferred (value included in Line 30 \$)		
37. Surplus (Total Lines 31+32+33+34+35-36) (including \$ in Separate Accounts Statement)	1,597,939,047	1,667,703,515
38. Totals of Lines 29, 30 and 37	1,600,439,047	1,670,203,515
39. Totals of Lines 28 and 38 (Page 2, Line 28, Col. 3)	9,197,070,181	9,002,176,124
DETAILS OF WRITE-INS		
2501. Contingent liability	58,695	58,695
2502. Deferred rent payable		(201)
2503. Other liabilities	(34,161)	(117,997)
2598. Summary of remaining write-ins for Line 25 from overflow page		
2599. Totals (Lines 2501 through 2503 plus 2598)(Line 25 above)	24,534	(59,503)
3101.		
3102.		
3103.		
3198. Summary of remaining write-ins for Line 31 from overflow page		
3199. Totals (Lines 3101 through 3103 plus 3198)(Line 31 above)		
3401.		
3402.		
3403.		
3498. Summary of remaining write-ins for Line 34 from overflow page		
3499. Totals (Lines 3401 through 3403 plus 3498)(Line 34 above)		

SUMMARY OF OPERATIONS

	1	2	3
	Current Year To Date	Prior Year To Date	Prior Year Ended December 31
1. Premiums and annuity considerations for life and accident and health contracts	2,050,304,640	1,994,032,522	2,661,904,234
2. Considerations for supplementary contracts with life contingencies			
3. Net investment income	195,890,203	231,716,928	280,297,832
4. Amortization of Interest Maintenance Reserve (IMR)	5,536,576	4,804,572	6,244,982
5. Separate Accounts net gain from operations excluding unrealized gains or losses			
6. Commissions and expense allowances on reinsurance ceded	70,055,120	40,168,220	53,018,373
7. Reserve adjustments on reinsurance ceded	(326,114)	(904,599)	(964,925)
8. Miscellaneous Income:			
8.1 Income from fees associated with investment management, administration and contract guarantees from Separate Accounts			
8.2 Charges and fees for deposit-type contracts	(9,861)	42,226	40,722
8.3 Aggregate write-ins for miscellaneous income	1,635,703	2,722,962	4,569,323
9. Totals (Lines 1 to 8.3)	2,323,086,267	2,272,582,831	3,005,110,541
10. Death benefits	133,405,523	207,619,635	269,589,244
11. Matured endowments (excluding guaranteed annual pure endowments)			
12. Annuity benefits			
13. Disability benefits and benefits under accident and health contracts	1,278,514,396	1,099,957,238	1,641,685,886
14. Coupons, guaranteed annual pure endowments and similar benefits			
15. Surrender benefits and withdrawals for life contracts	7,381,520	3,945,449	5,656,004
16. Group conversions			
17. Interest and adjustments on contract or deposit-type contract funds	(1,025,179)	5,275,735	4,195,764
18. Payments on supplementary contracts with life contingencies			
19. Increase in aggregate reserves for life and accident and health contracts	257,532,806	253,467,459	222,051,960
20. Totals (Lines 10 to 19)	1,675,809,066	1,570,265,516	2,143,178,858
21. Commissions on premiums, annuity considerations, and deposit-type contract funds (direct business only)	218,635,895	198,158,579	260,662,949
22. Commissions and expense allowances on reinsurance assumed	578,054	7,630,484	6,491,542
23. General insurance expenses and fraternal expenses	473,394,488	394,449,646	565,376,892
24. Insurance taxes, licenses and fees, excluding federal income taxes	86,753,690	82,547,013	111,298,971
25. Increase in loading on deferred and uncollected premiums			
26. Net transfers to or (from) Separate Accounts net of reinsurance			
27. Aggregate write-ins for deductions	59,487	3,826	3,832
28. Totals (Lines 20 to 27)	2,455,230,680	2,253,055,064	3,087,013,044
29. Net gain from operations before dividends to policyholders and federal income taxes (Line 9 minus Line 28)	(132,144,413)	19,527,767	(81,902,503)
30. Dividends to policyholders and refunds to members			
31. Net gain from operations after dividends to policyholders, refunds to members and before federal income taxes (Line 29 minus Line 30)	(132,144,413)	19,527,767	(81,902,503)
32. Federal and foreign income taxes incurred (excluding tax on capital gains)	(3,109,653)	(2,447,950)	(1,936,814)
33. Net gain from operations after dividends to policyholders, refunds to members and federal income taxes and before realized capital gains or (losses) (Line 31 minus Line 32)	(129,034,760)	21,975,717	(79,965,689)
34. Net realized capital gains (losses) (excluding gains (losses) transferred to the IMR) less capital gains tax of \$(10,620,903) (excluding taxes of \$(827,616) transferred to the IMR)	(8,041,609)	5,776,499	5,494,195
35. Net income (Line 33 plus Line 34)	(137,076,369)	27,752,216	(74,471,494)
CAPITAL AND SURPLUS ACCOUNT			
36. Capital and surplus, December 31, prior year	1,670,203,515	2,056,485,395	2,056,485,395
37. Net income (Line 35)	(137,076,369)	27,752,216	(74,471,494)
38. Change in net unrealized capital gains (losses) less capital gains tax of \$(3,345,996)	(2,004,563)	399,547	311,510
39. Change in net unrealized foreign exchange capital gain (loss)	(10,582,757)	(1,902,603)	(1,483,382)
40. Change in net deferred income tax	(9,273,008)	33,046,138	51,799,325
41. Change in nonadmitted assets	91,843,459	(112,652,400)	(218,695,969)
42. Change in liability for reinsurance in unauthorized and certified companies			
43. Change in reserve on account of change in valuation basis, (increase) or decrease			
44. Change in asset valuation reserve	(2,671,230)	(13,353,112)	(13,813,807)
45. Change in treasury stock			
46. Surplus (contributed to) withdrawn from Separate Accounts during period			
47. Other changes in surplus in Separate Accounts Statement			
48. Change in surplus notes			
49. Cumulative effect of changes in accounting principles			
50. Capital changes:			
50.1 Paid in			
50.2 Transferred from surplus (Stock Dividend)			
50.3 Transferred to surplus			
51. Surplus adjustment:			
51.1 Paid in			
51.2 Transferred to capital (Stock Dividend)			
51.3 Transferred from capital			
51.4 Change in surplus as a result of reinsurance			
52. Dividends to stockholders			
53. Aggregate write-ins for gains and losses in surplus		(129,928,060)	(129,928,063)
54. Net change in capital and surplus for the year (Lines 37 through 53)	(69,764,468)	(196,638,274)	(386,281,880)
55. Capital and surplus, as of statement date (Lines 36 + 54)	1,600,439,047	1,859,847,121	1,670,203,515
DETAILS OF WRITE-INS			
08.301. Sundries	1,635,703	2,722,962	4,569,323
08.302.			
08.303.			
08.398. Summary of remaining write-ins for Line 8.3 from overflow page			
08.399. Totals (Lines 08.301 through 08.303 plus 08.398) (Line 8.3 above)	1,635,703	2,722,962	4,569,323
2701. Fines, penalties and fees from regulatory authorities	59,487	3,826	3,832
2702.			
2703.			
2798. Summary of remaining write-ins for Line 27 from overflow page			
2799. Totals (Lines 2701 through 2703 plus 2798)(Line 27 above)	59,487	3,826	3,832
5301. Prior period correction		(129,928,060)	(129,928,063)
5302.			
5303.			
5398. Summary of remaining write-ins for Line 53 from overflow page			
5399. Totals (Lines 5301 through 5303 plus 5398)(Line 53 above)		(129,928,060)	(129,928,063)

STATEMENT AS OF SEPTEMBER 30, 2022 OF THE LIFE INSURANCE COMPANY OF NORTH AMERICA

CASH FLOW

	1 Current Year To Date	2 Prior Year To Date	3 Prior Year Ended December 31
Cash from Operations			
1. Premiums collected net of reinsurance	2,170,443,821	2,455,484,786	3,036,561,907
2. Net investment income	200,129,972	227,300,757	299,548,625
3. Miscellaneous income	41,217,070	43,123,132	57,598,737
4. Total (Lines 1 to 3)	2,411,790,863	2,725,908,675	3,393,709,269
5. Benefit and loss related payments	1,387,161,436	1,962,952,819	2,451,767,215
6. Net transfers to Separate Accounts, Segregated Accounts and Protected Cell Accounts			
7. Commissions, expenses paid and aggregate write-ins for deductions	706,441,903	653,967,710	904,947,741
8. Dividends paid to policyholders			
9. Federal and foreign income taxes paid (recovered) net of \$ tax on capital gains (losses)	(11,172,249)	203,796	(3,473,000)
10. Total (Lines 5 through 9)	2,082,431,090	2,617,124,325	3,353,241,956
11. Net cash from operations (Line 4 minus Line 10)	329,359,773	108,784,350	40,467,313
Cash from Investments			
12. Proceeds from investments sold, matured or repaid:			
12.1 Bonds	612,497,902	875,717,334	1,030,971,404
12.2 Stocks			
12.3 Mortgage loans	5,871,472	91,383,600	200,307,582
12.4 Real estate			
12.5 Other invested assets			
12.6 Net gains or (losses) on cash, cash equivalents and short-term investments	(20,925)		6,957
12.7 Miscellaneous proceeds	26,981,157	43,725,479	9,142,246
12.8 Total investment proceeds (Lines 12.1 to 12.7)	645,329,606	1,010,826,413	1,240,428,189
13. Cost of investments acquired (long-term only):			
13.1 Bonds	529,090,749	1,234,738,795	1,509,522,653
13.2 Stocks	24,315,452	333,100	333,100
13.3 Mortgage loans	332,292,438	41,446,248	285,550,492
13.4 Real estate			
13.5 Other invested assets	455,055		
13.6 Miscellaneous applications	16,296,828	5,679,345	4,856,059
13.7 Total investments acquired (Lines 13.1 to 13.6)	902,450,522	1,282,197,488	1,800,262,304
14. Net increase (or decrease) in contract loans and premium notes	4,100	21,319	(879)
15. Net cash from investments (Line 12.8 minus Line 13.7 and Line 14)	(257,125,016)	(271,392,394)	(559,833,236)
Cash from Financing and Miscellaneous Sources			
16. Cash provided (applied):			
16.1 Surplus notes, capital notes			
16.2 Capital and paid in surplus, less treasury stock		1	
16.3 Borrowed funds			
16.4 Net deposits on deposit-type contracts and other insurance liabilities	(13,678,475)	11,983,179	32,465,219
16.5 Dividends to stockholders			
16.6 Other cash provided (applied)	(31,959,054)	(40,425,382)	(32,218,094)
17. Net cash from financing and miscellaneous sources (Line 16.1 through Line 16.4 minus Line 16.5 plus Line 16.6)	(45,637,529)	(28,442,202)	247,125
RECONCILIATION OF CASH, CASH EQUIVALENTS AND SHORT-TERM INVESTMENTS			
18. Net change in cash, cash equivalents and short-term investments (Line 11, plus Lines 15 and 17)	26,597,228	(191,050,246)	(519,118,798)
19. Cash, cash equivalents and short-term investments:			
19.1 Beginning of year	133,773,363	652,892,161	652,892,161
19.2 End of period (Line 18 plus Line 19.1)	160,370,591	461,841,915	133,773,363

Note: Supplemental disclosures of cash flow information for non-cash transactions:

20.0001. Bond exchanges allowed under rule 144A of the 1933 securities act and other security restructures	9,388,854	15,835,230	17,976,721
20.0002. Capitalized interest on mortgage loans	132,358	15,994	29,462
20.0003. Translation of foreign investments from Canadian branch		35,881,851	35,881,851

EXHIBIT 1

DIRECT PREMIUMS AND DEPOSIT-TYPE CONTRACTS			
	1 Current Year To Date	2 Prior Year To Date	3 Prior Year Ended December 31
1. Industrial life			
2. Ordinary life insurance	6,514,404	7,563,238	9,959,754
3. Ordinary individual annuities			
4. Credit life (group and individual)			
5. Group life insurance	1,223,449,598	1,128,408,087	1,494,728,040
6. Group annuities	63,498	144,353	5,669
7. A & H - group	1,939,932,591	1,844,496,605	2,459,138,799
8. A & H - credit (group and individual)			
9. A & H - other	1,823,230	2,360,768	3,049,315
10. Aggregate of all other lines of business			
11. Subtotal (Lines 1 through 10)	3,171,783,321	2,982,973,051	3,966,881,577
12. Fraternal (Fraternal Benefit Societies Only)			
13. Subtotal (Lines 11 through 12)	3,171,783,321	2,982,973,051	3,966,881,577
14. Deposit-type contracts			270,000
15. Total (Lines 13 and 14)	3,171,783,321	2,982,973,051	3,967,151,577
DETAILS OF WRITE-INS			
1001.			
1002.			
1003.			
1098. Summary of remaining write-ins for Line 10 from overflow page			
1099. Totals (Lines 1001 through 1003 plus 1098)(Line 10 above)			

NOTES TO FINANCIAL STATEMENTS

1. Summary of Significant Accounting Policies and Going Concern

- A. The accompanying financial statements of Life Insurance Company of North America ("the Company") have been prepared using accounting practices prescribed or permitted by the Pennsylvania Insurance Department ("the Department").

The Department recognizes only statutory accounting practices prescribed or permitted by the State of Pennsylvania for determining and reporting the financial position and results of operations of an insurance company and for determining its solvency under the Pennsylvania State Insurance Law. The National Association of Insurance Commissioners' ("NAIC") *Accounting Practices and Procedures Manual* ("NAIC SAP") has been adopted as a component of prescribed or permitted practices by the State of Pennsylvania. Prescribed statutory accounting practices include state laws and regulations. Permitted statutory accounting practices encompass accounting practices that are not prescribed; such practices differ from state to state, may differ from company to company within a state, and may change in the future.

The Company obtained explicit permission from the Department on February 13, 2018 to adopt the NAIC's amended Health Insurance Reserves Model Regulation ("Model Regulation"), which also references Actuarial Guideline XLVII. This amended Model Regulation requires use of the 2012 Group Long Term Disability ("GLTD") Valuation Table as the basis of the minimum claim reserve standard for GLTD for all claims incurred on or after the operative date of the Valuation Table (January 1, 2017), regardless of the issue date of the contract. The Model Regulation also allows, at the Company's discretion, use of the new valuation tables on all open claims. The Department has not adopted the amended Model Regulation to date.

The Company continues to use the permitted practice to apply the 2012 GLTD Valuation Table to all open claims. The Company's 2021 risk based capital was not materially impacted by the permitted accounting practice.

A reconciliation of the Company's net income and capital and surplus at September 30, 2022 and December 31, 2021 between practices prescribed or permitted by the State of Pennsylvania and NAIC SAP is shown below:

	SSAP #	F/S Page	F/S Line #	2022	2021
<u>Net Income</u>					
(1) Net income Pennsylvania state basis (Page 4, Line 35, Columns 1 & 2)	XXX	XXX	XXX	\$ (137,076,369)	\$ (74,471,494)
(2) State prescribed practices that increase/(decrease) NAIC SAP:				—	—
(3) State permitted practices that increase/(decrease) NAIC SAP:				—	—
(4) Net income, NAIC SAP (1-2-3=4)	XXX	XXX	XXX	<u>\$ (137,076,369)</u>	<u>\$ (74,471,494)</u>
<u>Capital and Surplus</u>					
(5) Statutory capital and surplus Pennsylvania state basis (Page 3, Line 38, Columns 1 & 2)	XXX	XXX	XXX	\$ 1,600,439,047	\$ 1,670,203,515
(6) State prescribed practices that increase/(decrease) NAIC SAP:				—	—
(7) State permitted practices that increase/(decrease) NAIC SAP:				—	—
(8) Capital and surplus, NAIC SAP (5-6-7=8)	XXX	XXX	XXX	<u>\$ 1,600,439,047</u>	<u>\$ 1,670,203,515</u>

- B. No change.
- C. Bonds not backed by loans are stated at amortized cost using the interest method. Bonds in or near default (rated NAIC 6) are stated at the lower of amortized cost or fair value. The cost basis of bonds is adjusted for impairments in value deemed to be other-than-temporary, with the difference between the bond's amortized cost and its fair value recognized as a realized loss reported in net income. The new cost basis of an impaired bond is not adjusted for subsequent increases in estimated fair value. In periods subsequent to the recognition of an other-than-temporary impairment ("OTTI"), the impaired bond is accounted for as if it had been purchased on the measurement date of the impairment. SVO-Identified bond Exchange Traded Funds ("ETFs") are stated at fair value and reported as bonds. Refer to Note 20 - Fair Value Measurements, for discussion on the valuation approach and methods for bonds.

Loan-backed and structured securities, which are included in bonds, are valued at amortized cost using the interest method including current assumptions of projected cash flows. Loan-backed and structured securities in or near default (rated NAIC 6) are stated at the lower of amortized cost or fair value. Amortization of the premium or accretion of discount from the purchase of these securities considers the estimated timing and amount of cash flows of the underlying loans, including prepayment assumptions based on data obtained from external sources or internal estimates. Projected future cash flows are updated monthly, and the amortized cost and effective yield of the securities are adjusted as necessary to reflect historical prepayment experience and changes in estimated future prepayments. For high credit quality loan-backed and structured securities (those rated AA or above at the date of acquisition), the adjustments to amortized cost are recorded as a charge or credit to net investment income in accordance with the retrospective method. For loan-backed and structured securities that are not of high credit quality (those rated below AA at date of acquisition), certain floating rate securities and securities with the potential for a loss of a portion of the original investment due to contractual prepayments (e.g. interest only securities), the effective yield is adjusted prospectively for any changes in estimated cash flows. Refer to Note 20 - Fair Value Measurements, for discussion on the valuation approach and methods for bonds.

The cost basis of loan-backed and structured securities is adjusted for impairments in value that are deemed to be other-than-temporary. An other-than-temporary loss is recognized in net income when it is anticipated that the amortized cost will not be recovered. The entire difference between the loan-backed or structured security's amortized cost and its fair value is recognized in net income only when the Company (1) has the intent to sell the security or (2) it does not have the intent and ability to hold the security to recovery. If neither of these two conditions exists, a realized loss is recognized in net income for the difference between the amortized cost basis of the security and the net present value of projected future cash flows expected to be collected. The net present value is calculated by discounting the Company's best estimate of projected future cash flows at the effective interest rate implicit in the loan-backed or structured security prior to impairment.

The new cost basis of an impaired security is not adjusted for subsequent increases in estimated fair value. In periods subsequent to the recognition of an other-than-temporary loss, the impaired loan-backed and structured security is accounted for as if it had been purchased on the measurement date of the impairment. Accordingly, the discount (or reduced premium) based on the new cost basis may be accreted into net investment income in future periods based on prospective changes in cash flow estimates, to reflect adjustments to the effective yield.

D. Going Concern

The Company does not have any doubt about its ability to continue as a going concern.

NOTES TO FINANCIAL STATEMENTS

2. Accounting Changes and Corrections of Errors

Accounting changes adopted to conform to the provisions of NAIC SAP or other state prescribed accounting practices are reported as changes in accounting principles. The cumulative effect of changes in accounting principles is generally reported as an adjustment to unassigned surplus in the period of the change in accounting principle. Generally, the cumulative effect is the difference between the amount of capital and surplus at the beginning of the year and the amount of capital and surplus that would have been reported at that date if the new accounting principles had been applied retroactively for all prior periods.

Following the acquisition of the Company by New York Life Insurance Company ("New York Life") on December 31, 2020, New York Life began a detailed review of assets and liabilities of the Company. At the time the 2020 annual statement was filed on February 28, 2021, New York Life had not yet completed its review of the Company's assets and liabilities in accordance with terms of the purchase and sale agreement between New York Life and Cigna. New York Life completed its review by March 31, 2021 and the adjustments identified through the review were reflected in the 2020 audited statutory statements and as a result, were recorded in the first quarter 2021 unaudited financial statements as an out of period adjustment. These adjustments were primarily related to the liabilities for policy reserves and policy claims which decreased surplus by \$129,928,060.

The Inflation Reduction Act ("IRA") of 2022 was enacted during the reporting period on August 16, 2022. The IRA includes a new Federal corporate alternative minimum tax (CAMT), effective in 2023, that is based on the adjusted financial statement income set forth on the applicable financial statement of an applicable corporation. The Company has not determined as of the reporting date if it will be liable for CAMT in 2023. The financial statements, for the nine months ended September 30, 2022 do not include an estimated impact of the CAMT, because a reasonable estimate cannot be made.

There were no other significant accounting changes in 2022 that required adjustments to beginning of period unassigned surplus.

3. Business Combinations and Goodwill

Not applicable.

4. Discontinued Operations

Not applicable.

5. Investments

A. Mortgage Loans, including Mezzanine Real Estate Loans

No change.

B. Debt Restructuring

No change.

C. Reverse Mortgages

No change.

D. Loan-Backed Securities

- (1) Prepayment assumptions for mortgage-backed/loan-backed and structured securities were obtained from external sources such as Intex and Blackrock Solutions.
- (2) The Company does not have any loan-backed and structured securities which are other-than-temporarily impaired where the Company intends to sell, or does not have the intent and ability to hold until recovery at September 30, 2022.
- (3) The Company does not have any loan-backed and structured securities which are other-than-temporarily impaired where the present value of cash flows expected to be collected is less than the amortized cost basis during the current year.
- (4) The following table presents the Company's gross unrealized losses and fair values for loan-backed and structured securities, aggregated by the length of time that the individual securities have been in a continuous unrealized loss position at September 30, 2022:

	Less than 12 Months		12 Months or Greater		Total	
	Estimated Fair Value	Unrealized Losses	Estimated Fair Value	Unrealized Losses	Estimated Fair Value	Unrealized Losses
General Account	\$ 524,009,361	\$ 55,453,299	\$ 175,486,525	\$ 44,667,976	\$ 699,495,886	\$ 100,121,275
Total	\$ 524,009,361	\$ 55,453,299	\$ 175,486,525	\$ 44,667,976	\$ 699,495,886	\$ 100,121,275

- (5) The Company performs quantitative and qualitative analysis to determine if a decline in fair value was temporary. For those securities where the decline was considered temporary, the Company did not take an impairment when it had the ability and intent to hold until recovery. Factors considered in evaluating whether a decline in value is other-than-temporary include: (1) whether the decline is substantial; (2) the duration that the fair value has been less than amortized cost; (3) the financial condition and near-term prospects of the issuer; and (4) the Company's ability and intent to retain the investment for the period of time sufficient to allow for an anticipated recovery in value. In addition, for the non-agency residential mortgage backed securities ("RMBS") portfolio, the Company updates cash flow projections quarterly. A projection is performed for each security based upon the evaluation of prepayment, delinquency, and default rates for the pool of mortgages collateralizing each security, and the projected impact on the course of future prepayments, defaults, and loss in the pool of mortgages, but do not include market prices. As a result, forecasts may change from period to period and additional impairments may be recognized over time as a result of deterioration in the fundamentals of a particular security or group of securities and/or a continuation of heightened mortgage defaults for a period longer than the assumptions used for the forecasts. Both qualitative and quantitative factors are used in creating the Company's RMBS cash flow models. As such, any estimate of impairments is subject to the inherent limitation on the Company's ability to predict the aggregate course of future events. It should therefore be expected that actual losses may vary from any estimate and the Company may recognize additional other-than-temporary losses.

E. Dollar Repurchase Agreements and/or Securities Lending Transactions

- (1) - (2) No change.
- (3) Collateral Received
 - a. No change.

NOTES TO FINANCIAL STATEMENTS

- b. The Company has not sold or repledged collateral received from securities lending agreements. All collateral is received in cash.
- c. No change.

(4) - (7) No change.

F. Repurchase Agreements Transactions Accounted for as Secured Borrowing

Not applicable.

G. Reverse Repurchase Agreements Transactions Accounted for as Secured Borrowing -

Not applicable

H. Repurchase Agreements Transactions Accounted for as a Sale

Not applicable.

I. Reverse Repurchase Agreements Transactions Accounted for a Sale

Not applicable.

J. Real Estate

No change.

K. Low-Income Housing Tax Credits

No change.

L. Restricted Assets

No change.

M. Working Capital Finance Investments

Not applicable.

N. Offsetting and Netting of Assets and Liabilities

Not applicable.

O. 5GI Securities

No change.

P. Short Sales

Not applicable.

Q. Prepayment Penalty and Acceleration Fees

The following represents the Company's securities sold, redeemed or otherwise disposed as a result of a callable feature (including make whole call provisions) and the aggregate amount of investment income generated as a result of a prepayment penalty and/or acceleration fee.

	General Account
Number of CUSIPs	19
Aggregate Amount of Investment Income	\$ 3,388,879

R. Reporting Entity's Share of Cash Pool by Asset type

Not applicable.

6. Joint Ventures, Partnerships and Limited Liability Companies

- A. No change.
- B. No change.

7. Investment Income

- A. No change.
- B. No change.

8. Derivative Instruments

- A . Not applicable.
- B. Not applicable.

9. Income Taxes

- A -I. No change.

10. Information Concerning Parent, Subsidiaries, Affiliates and Other Related Parties

NOTES TO FINANCIAL STATEMENTS

A - D. No change.

E. Effective May 26, 2022, New York Life, New York Life Insurance and Annuity Corporation ("NYLIAC") and the Company, as note purchasers, and Madison Capital Funding LLC ("MCF"), as issuer, entered into an amended and restated note funding agreement (the "2022 Note"). MCF is approximately 22% owned by New York Life and 78% owned by NYLIAC. NYLIAC is a wholly-owned subsidiary of New York Life. The 2022 Note will be reported as a bond. Effective May 26, 2022, the funding limit is determined by a formula using 2.25% multiplied by the cash and invested assets amount, as of such date of determination. Cash and invested assets amount means, as of any date of determination, the sum of the net admitted cash and invested assets of NYLIAC and the Company and the net admitted cash and invested assets of New York Life (excluding any portion thereof attributable to New York Life's investment in NYLIAC or the Company), in each case, based on the most recently available quarterly or annual financial statements of the applicable Note Purchaser. All outstanding advances made to MCF under the 2022 Note, together with unpaid interest thereon, will be due in full on December 31, 2025.

F - O. No change.

11. Debt

A. No change.

B. Federal Home Loan Bank ("FHLB") Agreements

(1) On September 30, 2021, the Company became a member of the FHLB of Pittsburgh or the "Bank". Membership in the Bank provides the Company with a significant source of alternative liquidity. Advances received by the general account are included in the liability for borrowed money on Page 3 - Liabilities, Surplus and Other Funds. When borrowing from the Bank, the Company is required to post collateral in the form of eligible securities, including mortgage-backed, government and agency debt instruments for each of the advances received. Upon any event of default by the Company, the FHLB of Pittsburgh's recovery from the collateral is limited to the amount of the Company's liability to the FHLB of Pittsburgh. The table below indicates the amount of FHLB of Pittsburgh stock purchased, collateral pledged, assets and liabilities related to the agreement with the Bank.

(2) FHLB of Pittsburgh Capital Stock

a. Amount of FHLB of Pittsburgh capital stock held, in aggregate, is as follows:

1. Current year

	Total	General Account	Separate Accounts
Membership stock - Class A	\$ —	\$ —	\$ —
Membership stock - Class B	584,200	584,200	—
Activity stock	—	—	—
Excess stock	—	—	—
Aggregate Total	<u>\$ 584,200</u>	<u>\$ 584,200</u>	<u>\$ —</u>
Actual or estimated borrowing capacity as determined by insurer	\$ 459,187,944	\$ 459,187,944	\$ —

2. Prior Year

	Total	General Account	Separate Accounts
Membership stock - Class A	\$ —	\$ —	\$ —
Membership stock - Class B	333,100	333,100	—
Activity stock	—	—	—
Excess stock	—	—	—
Aggregate total	<u>\$ 333,100</u>	<u>\$ 333,100</u>	<u>\$ —</u>
Actual or estimated borrowing capacity as determined by insurer	\$ 449,212,691	\$ 449,212,691	\$ —

The FHLB of Pittsburgh borrowing capacity for the Company is determined using 5% of the Company's total admitted assets at the current reporting date, less any secured borrowing amounts.

b. Membership stock (Class A and B) eligible and not eligible for redemption is as follows:

Membership Stock	Current Year Total	Not Eligible for Redemption	Less than 6 Months	6 Months to Less than 1 Year	1 to Less than 3 Years	3 to 5 Years
Class A	\$ —	\$ —	\$ —	\$ —	\$ —	\$ —
Class B	\$ 584,200	\$ 584,200	\$ —	\$ —	\$ —	\$ —

(3) Collateral pledged to FHLB of Pittsburgh

a. At September 30, 2022, the Company did not have a balance due to the FHLB of Pittsburgh.

b. Maximum amount of collateral pledged during reporting period is as follows:

	Fair Value ¹	Carrying Value ¹	Amount Borrowed at Time of Maximum Collateral
1. Current year total general and separate accounts	\$ 7,055,378	\$ 7,055,378	\$ —
2. Current year general account	\$ 7,055,378	\$ 7,055,378	\$ —
3. Current year separate accounts	\$ —	\$ —	\$ —
4. Prior year total general and separate accounts	\$ —	\$ —	\$ —

¹ Includes amounts in excess of minimum requirements.

(4) Borrowing from FHLB of Pittsburgh

a. At September 30, 2022, the Company did not have a balance due to the FHLB of Pittsburgh.

NOTES TO FINANCIAL STATEMENTS

b. Maximum amount borrowed during current reporting period is as follows:

	Total	General Account	Separate Accounts
Debt	\$ —	\$ —	\$ —
Funding agreements	—	—	—
Other	—	—	—
Aggregate total	<u>\$ —</u>	<u>\$ —</u>	<u>\$ —</u>

c. FHLB of Pittsburgh borrowings subject to prepayment obligations is as follows:

Does the Company have prepayment obligations under the following arrangements (YES/NO)?	
Debt	No
Funding agreements	No
Other	N/A

12. Retirement Plans, Deferred Compensation, Postemployment Benefits and Compensated Absences and Other Postretirement Benefit Plans

A. Defined Benefit Plan

No change.

B. Plan Asset Investment Policies and Strategies

No change.

C. Determination of Fair Values

No change.

D. Long-term Rate of Return on Plan Assets

No change.

E. Defined Contribution Plans

No change.

F. Multiemployer Plans

No change.

G. Consolidated/Holding Company Plans

The Company participates in New York Life's various tax-qualified and non-qualified defined contribution plans covering eligible U.S. employees (401(k) plans). The plans provide for pre-tax, after-tax and/or after-tax Roth salary reduction contributions (subject to maximums) and Company matching contributions of up to 5% of annual salary (base plus eligible incentive pay are considered). For the nine months ended September 30, 2022, the Company's matching contributions to the employees' tax qualified and non-qualified plans totaled \$8,382,833. For the year ended December 31, 2021, the Company's matching contributions to the employees' tax qualified and non-qualified plans totaled \$10,503,876.

H. Postemployment Benefits and Compensated Absences

No change.

I. Impact of Medicare Modernization Act on Postretirement Benefit (INT 04-17)

No change.

13. Capital and Surplus, Shareholders' Dividend Restrictions, and Quasi-Reorganizations

(1) - (3) No change.

(4) Not applicable.

(5) - (13) No change.

14. Liabilities, Contingencies and Assessments

A. Contingent Commitments

No change.

B. Assessments

No change.

C. Gain Contingencies

Not applicable.

D. Claims Related Extra Contractual Obligation and Bad Faith Losses Stemming from Lawsuits

Not applicable.

NOTES TO FINANCIAL STATEMENTS

E. Joint and Several Liabilities

Not applicable.

F. All Other Contingencies

No change.

15. Leases

A. Lessee Operating Lease

No change.

B. Lessor Leases

No change.

16. Information About Financial Instruments with Off-Balance Sheet Risk and Financial Instruments with Concentrations of Credit Risk

Not applicable.

17. Sale, Transfer and Servicing of Financial Assets and Extinguishments of Liabilities

A. Transfers of Receivables Reported as Sales

Not applicable.

B. Transfer and Servicing of Financial Assets

Not applicable.

C. Wash Sales

- (1) In the course of the Company's investment management activities, securities may be sold and repurchased within 30 days of the sale date to meet individual portfolio objectives and to achieve the ongoing rebalancing of exposure.
- (2) The Company did not have any wash sales where securities with an NAIC rating designation of 3 or below, or unrated, were sold during the nine months ended September 30, 2022 and reacquired within 30 days of the sale date.

18. Gain or Loss to the Reporting Entity from Uninsured Plans and the Uninsured Portion of Partially Insured Plans

A. No change.

B - C. Not applicable.

19. Direct Premium Written/Produced by Managing General Agents/Third-Party Administrators

No change.

20. Fair Value Measurements

A. The Company's financial assets and liabilities carried at fair value have been classified, for disclosure purposes, based on a hierarchy defined by SSAP No. 100, "Fair Value Measurements". Fair value is defined as the price that would be received to sell an asset or paid to transfer a liability in an orderly transaction between market participants at the measurement date. This guidance establishes a framework for measuring fair value that includes a hierarchy used to classify the inputs used in measuring fair value. The hierarchy prioritizes the inputs to valuation techniques used to measure fair value into three levels. The level in the fair value hierarchy within which the fair value measurement falls is determined based on the lowest level input that is significant to the fair value measurement.

(1) The levels of the fair value hierarchy are based on the inputs to the valuation as follows:

- | | |
|---------|---|
| Level 1 | Fair value is based on unadjusted quoted prices for identical assets or liabilities in an active market. Active markets are defined as a market in which many transactions occur with sufficient frequency and volume to provide pricing information on an ongoing basis. |
| Level 2 | Observable inputs other than level 1 prices, such as quoted prices in active markets for similar assets or liabilities; quoted prices in markets that are not active for identical or similar assets or liabilities, or other model driven inputs that are observable or can be corroborated by observable market data for substantially the full term of the assets or liabilities. Valuations are generally obtained from third-party pricing services for identical or comparable assets or liabilities or through the use of valuation methodologies using observable market inputs. |
| Level 3 | Instruments whose values are based on prices or valuation techniques that require inputs that are both unobservable and significant to the overall fair value measurement. These inputs reflect management's own assumptions in pricing the asset or liability. Pricing may also be based upon broker quotes that do not represent an offer to transact. Prices are determined using valuation methodologies such as option pricing models, discounted cash flow models and other similar techniques. Non-binding broker quotes, which are utilized when pricing service information is not available, are reviewed for reasonableness based on the Company's understanding of the market, and are generally considered Level 3. To the extent the internally developed valuations use significant unobservable inputs, they are classified as Level 3. |

NOTES TO FINANCIAL STATEMENTS

The following table represents the balances of assets and liabilities measured at fair value or net asset value ("NAV") as of September 30, 2022:

	Quoted Prices in Active Markets for Identical Assets (Level 1)	Significant Observable Inputs (Level 2)	Significant Unobservable Inputs (Level 3)	Net Asset Value (NAV)	Total
a. Assets at fair value					
1. Bonds					
SVO identified bond ETF	\$ 48,188,250	\$ —	\$ —	\$ —	\$ 48,188,250
Non-agency asset-backed securities	—	—	3,059,015	—	3,059,015
Total bonds	48,188,250	—	3,059,015	—	51,247,265
2. Common stocks	21,018,751	—	584,200	—	21,602,951
3. Separate accounts assets	13,311,308	—	—	—	13,311,308
Total assets at fair value	\$ 82,518,309	\$ —	\$ 3,643,215	\$ —	\$ 86,161,524

(2) The table below presents a rollforward of level 3 assets and liabilities for the three months ended September 30, 2022:

	Balance at 07/01/2022	Transfers into Level 3	Transfers out of Level 3	Total gains or (losses) included in Net Income	Total gains or (losses) included in Surplus	Purchases	Issuances	Sales	Settlements	Balance at 09/30/2022
Assets:										
Bonds:										
Non-agency asset-backed securities	\$ 1,984,258	\$ —	\$ (355,686)	\$ —	\$ (96,818)	\$ 1,719,070	\$ —	\$ (191,809)	\$ —	\$ 3,059,015
Total bonds	1,984,258	—	(355,686)	—	(96,818)	1,719,070	—	(191,809)	—	3,059,015
Common stocks	584,200	—	—	—	—	—	—	—	—	584,200
Total Assets:	\$ 2,568,458	\$ —	\$ (355,686)	\$ —	\$ (96,818)	\$ 1,719,070	\$ —	\$ (191,809)	\$ —	\$ 3,643,215

Transfers between levels

Transfers between levels may occur due to changes in valuation sources, changes in the availability of market observable inputs, which generally are caused by changes in market conditions such as liquidity, trading volume or bid-ask spreads, or as a result of a security measured at amortized cost at the beginning of the period, but measured at estimated fair value at the end of the period, or vice versa, due to a ratings downgrade or upgrade.

Transfers into and out of Level 3

There were no transfers into Level 3 for the three months ended September 30, 2022. Transfers out of level 3 totaled \$355,686 for the three months ended September 30, 2022, which relates to non-agency asset backed securities that were measured at fair value at the beginning of the period and were measured at amortized cost at the end of the period.

(3) Determination of fair value

The Company has an established and well-documented process for determining fair value. Security pricing is applied using a hierarchy approach whereby publicly available prices are first sought from nationally recognized third-party pricing services. For most private placement securities, the Company applies a market approach such as a matrix-based pricing methodology, which uses spreads derived from third-party benchmark bond indices. For private placement securities that cannot be priced through these processes, the Company uses internal models and calculations. All other securities are submitted to independent brokers for prices. The Company performs various analyses to ascertain that the prices represent fair value. Examples of procedures performed include, but are not limited to, back testing recent trades, monitoring trading volumes, and performing variance analysis of monthly price changes using different thresholds based on asset type. The Company also performs an annual review of all third-party pricing services. During this review, the Company obtains an understanding of the process and sources used by the pricing service to ensure that they maximize the use of observable inputs, the pricing service's frequency of updating prices, and the controls that the pricing service uses to ensure that their prices reflect market assumptions. The Company also selects a sample of securities and obtains a more detailed understanding from each pricing service regarding how they derived the price assigned to each security. Where inputs or prices do not reflect market participant assumptions, the Company will challenge these prices and apply different methodologies that will enhance the use of observable inputs and data. The Company may use non-binding broker quotes or internal valuations to support the fair value of securities that go through this formal price challenge process.

At September 30, 2022, the Company had no price challenged received from third party pricing services on general account securities.

In addition, the Company has a pricing committee that provides oversight over the Company's prices and fair value process for securities. The committee is comprised of representatives from the Company's Investment Management group, Controller's, Compliance and Security Operations. The committee meets quarterly and is responsible for the review and approval of the Company's valuation procedures. The committee is also responsible for the review of pricing exception reports as well as the review of significant inputs used in the valuation of assets that are valued internally.

For Level 1 investments, valuations are generally based on observable inputs that reflect quoted prices for identical assets in active markets.

The fair value for Level 2 and Level 3 valuations are generally based on a combination of the market and income approach. The market approach generally utilizes market transaction data for the same or similar instruments, while the income approach involves determining fair values from discounted cash flow methodologies.

The following represents a summary of significant valuation techniques for assets and liabilities used to determine fair value, as well as the general classification of such instruments pursuant to the valuation hierarchy.

NOTES TO FINANCIAL STATEMENTS

Level 1 measurements

SVO identified bond ETF

For U.S. SAP, certain SVO approved ETF and mutual funds (“SVO-Identified Investments”) are eligible for classification as bonds as identified in the NAIC’s SVO Purposes and Procedure Manual if they meet certain criteria stipulated by the NYSDFS. Valuation of these securities is based on unadjusted quoted prices in active markets that are readily and regularly available. All other ETFs and mutual funds are classified and accounted for as common stock.

Common stocks

These securities are comprised of exchange traded U.S. and foreign common stock and mutual funds. Valuation of these securities is based on unadjusted quoted prices in active markets that are readily and regularly available.

Separate accounts assets

These assets are comprised of shares of open-ended publically traded mutual funds and are valued at their closing bid prices each business day. The fair values of these investments has been reflected within Level 1 in the fair value hierarchy.

Level 3 measurements

Bonds

The valuation techniques for most Level 3 bonds are generally the same as those described in Level 2. However, if the investments are less liquid or are lightly traded, there is generally less observable market data, and therefore these investments will be classified as Level 3. Circumstances where observable market data are not available may include events such as market illiquidity and credit events related to the security. In addition, certain securities are priced based upon internal valuations using significant unobservable inputs.

If the price received from third-party pricing services does not appear to reflect market activity, the Company may challenge the price. For securities which go through this formal price challenge process, a non-binding broker quote or internal valuation is used to support the fair value instead. The Company also uses non-binding broker quotes to fair value certain bonds, when the Company is unable to obtain prices from third-party vendors.

Private placement securities where adjustments for liquidity are considered significant to the overall price are classified as Level 3.

Common stocks

The security is primarily related to equity investments with a privately held government entity FHLB of Pittsburgh, where the price is derived from internal valuations.

- B. Not applicable.
- C. The following table presents the carrying amounts and estimated fair values of the Company’s financial instruments at September 30, 2022. Since the SSAP 100 hierarchy only applies to items that are measured at fair value at the reporting date, the items in the tables above are subsets of the amounts reported in the following table.

	Fair Value	Carrying Amount	Level 1	Level 2	Level 3	Net Asset Value (NAV)	Not Practicable (Carrying Value)	NAV Included in Level 2
Assets:								
Bonds	\$ 6,360,268,606	\$7,127,789,428	\$ 48,188,250	\$ 6,209,507,722	\$ 102,572,634	\$ —	\$ —	\$ —
Common stocks	21,602,951	21,602,951	21,018,751	—	584,200	—	—	—
Mortgage loans	956,167,339	1,033,259,086	—	—	956,167,339	—	—	—
Cash, cash equivalents and short-term investments	160,370,591	160,370,591	18,526,449	141,844,142	—	—	—	—
Investment income due and accrued	64,264,144	64,264,144	—	64,264,144	—	—	—	—
Separate accounts assets	13,311,308	13,311,308	13,311,308					—
Total assets	\$ 7,575,984,939	\$8,420,597,508	\$101,044,758	\$ 6,415,616,008	\$1,059,324,173	\$ —	\$ —	\$ —
Liabilities:								
Payable to parent and affiliates	\$ 72,713,392	\$ 72,713,392	\$ —	\$ 72,713,392	\$ —	\$ —	\$ —	\$ —
Total liabilities	\$ 72,713,392	\$ 72,713,392	\$ —	\$ 72,713,392	\$ —	\$ —	\$ —	\$ —

Bonds

The fair value of bonds is determined by considering one of four primary sources: (1) security pricing is applied using a hierarchy approach whereby publicly available prices are first sought from nationally recognized third-party pricing services, (2) securities are priced using a matrix-based pricing methodology, which uses spreads derived from third-party benchmark bond indices, (3) securities are priced using an internal pricing model or methodology, and (4) securities are submitted to independent brokers for prices.

The pricing service generally uses an income-based approach by using a discounted cash-flow model or it may also use a market approach by looking at recent trades of a specific security to determine fair value on public securities or a combination of the two. Typical inputs used by these pricing services include, but are not limited to; benchmark yields, reported trades, issuer spreads, bids, offers, benchmark securities, estimated cash flows and prepayment speeds.

Independent pricing vendors do not supply prices for private placement bonds. These securities are primarily priced using a market approach such as a matrix-based pricing methodology, which uses spreads derived from third-party benchmark bond indices. Any private securities that cannot be priced using this methodology, are priced using an internally developed model based upon assigned comparable public issues adjusted for liquidity, maturity and rating or are priced based on internal calculations. The Company assigns a credit rating based upon internal analysis.

Prices from pricing services and broker quotes are validated on an ongoing basis to ensure the adequacy and reliability of the fair value measurement. The Company performs both quantitative and qualitative analysis of the prices including initial and ongoing review of third-party pricing methodologies, back testing of recent trades, and a thorough review of pricing trends and statistics.

NOTES TO FINANCIAL STATEMENTS

Common stocks

The fair value of unaffiliated equity securities is determined by considering one of three primary sources: (1) security pricing is applied using a hierarchy approach whereby publicly available prices are first sought from third-party pricing services, (2) the remaining un-priced securities are submitted to independent brokers for prices, and (3) securities are priced using an internal pricing model or methodology.

Prices from pricing services and broker quotes are validated on an ongoing basis to ensure the adequacy and reliability of the fair value measurement. The Company performs both quantitative and qualitative analysis of the prices including, initial and ongoing review of third-party pricing methodologies, back testing of recent trades, and a thorough review of pricing trends and statistics.

Mortgage loans

The estimated fair value of mortgage loans is determined using an income approach, based upon the present value of the expected cash flows discounted at an interpolated treasury yield plus a spread. The spread is based on management's judgment and assumptions and it takes into account property type, LTV and remaining term of each loan. The spread is a significant component of the pricing inputs. These investments are classified as Level 3.

Cash, cash equivalents, short-term investments and investment income due and accrued

Cash on hand and money market mutual funds are classified as Level 1. Cash overdrafts (i.e. outstanding checks) are classified as Level 2. Due to the short-term maturities of cash equivalents, short-term investments, and investment income due and accrued, carrying value approximates fair value and are classified as Level 2.

Separate accounts assets

Assets within the separate accounts are invested in mutual funds. The fair value of these open-ended publically traded mutual funds are valued at their closing bid prices each business day.

- D. If it is not practicable for an entity to estimate the fair value of that financial instrument or a class of financial instruments, the following shall be disclosed:

(1) - (2) Not applicable.
- E. Not applicable.

21. Other Items

A. Unusual or Infrequent Items

The Company continues to monitor the economic environment and other potential impacts relating to the COVID-19 pandemic. The Company has maintained effective operations and levels of policyholder service throughout the course of the pandemic. Although the Company has taken certain steps to mitigate some of the adverse impacts resulting from the pandemic, these events could have an adverse effect the Company's results of operations and cash flows in any period and, depending on their severity and duration, could also adversely affect the Company's financial condition.

B. Troubled Debt Restructuring: Debtors

Not applicable.

C. Other Disclosures

Not applicable.

D. Business Interruption Insurance Recoveries

Not applicable.

E. State Transferable and Non-transferable Tax Credits

Not applicable.

F. Subprime and Midprime Mortgage Related Risk Exposure

Not applicable.

G. Retained Assets

No change.

H. Insurance-Linked Securities ("ILS") Contracts

Not applicable.

I. The Amount That Could Be Realized on Life Insurance Where the Reporting Entity is Owner and Beneficiary or Has Otherwise Obtained Rights to Control the Policy

Not applicable.

22. Events Subsequent

At November 11, 2022, the date the financial statements were available to be issued, there have been no events occurring subsequent to the close of the Company's books or accounts which would have a material impact on the financial condition of the Company.

23. Reinsurance

A. Ceded Reinsurance Report

NOTES TO FINANCIAL STATEMENTS

Section 1 – General Interrogatories

No change.

Section 2 – Ceded Reinsurance Report – Part A

No change.

Section 3 – Ceded Reinsurance Report – Part B

No change.

B - G. Not applicable.

H. No change.

24. Retrospectively Rated Contracts and Contracts Subject to Redetermination

No change.

25. Change in Incurred Losses and Loss Adjustment Expenses

No change.

26. Intercompany Pooling Arrangements

Not applicable.

27. Structured Settlements

Not applicable.

28. Health Care Receivables

Not applicable.

29. Participating Policies

Not applicable.

30. Premium Deficiency Reserves

Not applicable.

31. Reserves for Life Contracts and Annuity Contracts

No change.

32. Analysis of Annuity Actuarial Reserves and Deposit-Type Liabilities by Withdrawal Characteristics

No change.

33. Analysis of Life Actuarial Reserves by Withdrawal Characteristics

No change.

34. Premium and Annuity Considerations Deferred and Uncollected

No change.

35. Separate Accounts

A. Separate Accounts Activity

No change.

B. General Nature and Characteristics of Separate Accounts Business

No change.

C. Reconciliation of Net Transfers to or (from) Separate Accounts

No change.

36. Loss/Claim Adjustment Expenses

No change.

GENERAL INTERROGATORIES

PART 1 - COMMON INTERROGATORIES

GENERAL

- 1.1

Did the reporting entity experience any material transactions requiring the filing of Disclosure of Material Transactions with the State of Domicile, as required by the Model Act?

Yes [☐] No [☒]
- 1.2

If yes, has the report been filed with the domiciliary state?

Yes [☐] No [☐]
- 2.1

Has any change been made during the year of this statement in the charter, by-laws, articles of incorporation, or deed of settlement of the reporting entity?

Yes [☐] No [☒]
- 2.2

If yes, date of change:
- 3.1

Is the reporting entity a member of an Insurance Holding Company System consisting of two or more affiliated persons, one or more of which is an insurer?

If yes, complete Schedule Y, Parts 1 and 1A.

Yes [☒] No [☐]
- 3.2

Have there been any substantial changes in the organizational chart since the prior quarter end?

Yes [☐] No [☒]
- 3.3

If the response to 3.2 is yes, provide a brief description of those changes.
- 3.4

Is the reporting entity publicly traded or a member of a publicly traded group?

Yes [☐] No [☒]
- 3.5

If the response to 3.4 is yes, provide the CIK (Central Index Key) code issued by the SEC for the entity/group.
- 4.1

Has the reporting entity been a party to a merger or consolidation during the period covered by this statement?

Yes [☐] No [☒]
- 4.2

If yes, provide the name of the entity, NAIC Company Code, and state of domicile (use two letter state abbreviation) for any entity that has ceased to exist as a result of the merger or consolidation.
- | | | |
|----------------|-------------------|-------------------|
| 1 | 2 | 3 |
| Name of Entity | NAIC Company Code | State of Domicile |
| | | |
5.

If the reporting entity is subject to a management agreement, including third-party administrator(s), managing general agent(s), attorney-in-fact, or similar agreement, have there been any significant changes regarding the terms of the agreement or principals involved?

If yes, attach an explanation.

Yes [☐] No [☐] N/A [☒]
- 6.1

State as of what date the latest financial examination of the reporting entity was made or is being made.

12/31/2021
- 6.2

State the as of date that the latest financial examination report became available from either the state of domicile or the reporting entity. This date should be the date of the examined balance sheet and not the date the report was completed or released.

12/31/2016
- 6.3

State as of what date the latest financial examination report became available to other states or the public from either the state of domicile or the reporting entity. This is the release date or completion date of the examination report and not the date of the examination (balance sheet date).

05/07/2018
- 6.4

By what department or departments?
Pennsylvania Insurance Department
- 6.5

Have all financial statement adjustments within the latest financial examination report been accounted for in a subsequent financial statement filed with Departments?

Yes [☐] No [☐] N/A [☒]
- 6.6

Have all of the recommendations within the latest financial examination report been complied with?

Yes [☒] No [☐] N/A [☐]
- 7.1

Has this reporting entity had any Certificates of Authority, licenses or registrations (including corporate registration, if applicable) suspended or revoked by any governmental entity during the reporting period?

Yes [☐] No [☒]
- 7.2

If yes, give full information:
- 8.1

Is the company a subsidiary of a bank holding company regulated by the Federal Reserve Board?

Yes [☐] No [☒]
- 8.2

If response to 8.1 is yes, please identify the name of the bank holding company.
- 8.3

Is the company affiliated with one or more banks, thrifts or securities firms?

Yes [☒] No [☐]
- 8.4

If response to 8.3 is yes, please provide below the names and location (city and state of the main office) of any affiliates regulated by a federal regulatory services agency [i.e. the Federal Reserve Board (FRB), the Office of the Comptroller of the Currency (OCC), the Federal Deposit Insurance Corporation (FDIC) and the Securities Exchange Commission (SEC)] and identify the affiliate's primary federal regulator.

1 Affiliate Name	2 Location (City, State)	3 FRB	4 OCC	5 FDIC	6 SEC
NYLIFE Securities LLC	New York, NY				YES.
NYLIFE Distributors LLC	Jersey City, NJ				YES.
Eagle Strategies LLC	New York, NY				YES.
New York Life Investment Management LLC	New York, NY				YES.
MacKay Shields LLC	New York, NY				YES.
NYLIM Service Company LLC	Jersey City, NJ				YES.
NYL Investors LLC	New York, NY				YES.
IndexIQ Advisors LLC	New York, NY				YES.
Flatiron RR LLC	New York, NY				YES.
MKS CLO Advisors, LLC	New York, NY				YES.
Cascade CLO Manager, LLC	New York, NY				YES.
Apogem Capital LLC	New York, NY				YES.
Candriam	Strassen, LUX				YES.
Ausbil Investment Management Limited	Sydney, AUS				YES.

GENERAL INTERROGATORIES

- 9.1

Are the senior officers (principal executive officer, principal financial officer, principal accounting officer or controller, or persons performing similar functions) of the reporting entity subject to a code of ethics, which includes the following standards?
(a) Honest and ethical conduct, including the ethical handling of actual or apparent conflicts of interest between personal and professional relationships;
(b) Full, fair, accurate, timely and understandable disclosure in the periodic reports required to be filed by the reporting entity;
(c) Compliance with applicable governmental laws, rules and regulations;
(d) The prompt internal reporting of violations to an appropriate person or persons identified in the code; and
(e) Accountability for adherence to the code.

Yes [X] No []
- 9.11

If the response to 9.1 is No, please explain:
- 9.2

Has the code of ethics for senior managers been amended?

Yes [] No [X]
- 9.21

If the response to 9.2 is Yes, provide information related to amendment(s).
- 9.3

Have any provisions of the code of ethics been waived for any of the specified officers?

Yes [] No [X]
- 9.31

If the response to 9.3 is Yes, provide the nature of any waiver(s).

FINANCIAL

- 10.1

Does the reporting entity report any amounts due from parent, subsidiaries or affiliates on Page 2 of this statement?

Yes [X] No []
- 10.2

If yes, indicate any amounts receivable from parent included in the Page 2 amount:

\$

INVESTMENT

- 11.1

Were any of the stocks, bonds, or other assets of the reporting entity loaned, placed under option agreement, or otherwise made available for use by another person? (Exclude securities under securities lending agreements.)

Yes [] No [X]
- 11.2

If yes, give full and complete information relating thereto:
12.

Amount of real estate and mortgages held in other invested assets in Schedule BA:

\$
13.

Amount of real estate and mortgages held in short-term investments:

\$
- 14.1

Does the reporting entity have any investments in parent, subsidiaries and affiliates?

Yes [X] No []
- 14.2

If yes, please complete the following:
- | | 1 | 2 |
|---|---|--|
| | Prior Year-End
Book/Adjusted
Carrying Value | Current Quarter
Book/Adjusted
Carrying Value |
| 14.21 Bonds | \$ | \$562,000 |
| 14.22 Preferred Stock | \$ | \$ |
| 14.23 Common Stock | \$ | \$ |
| 14.24 Short-Term Investments | \$ | \$ |
| 14.25 Mortgage Loans on Real Estate | \$ | \$ |
| 14.26 All Other | \$ | \$ |
| 14.27 Total Investment in Parent, Subsidiaries and Affiliates (Subtotal Lines 14.21 to 14.26) | \$ | \$562,000 |
| 14.28 Total Investment in Parent included in Lines 14.21 to 14.26 above | \$ | \$ |
- 15.1

Has the reporting entity entered into any hedging transactions reported on Schedule DB?

Yes [] No [X]
- 15.2

If yes, has a comprehensive description of the hedging program been made available to the domiciliary state?
If no, attach a description with this statement.

Yes [] No [] N/A [X]
16.

For the reporting entity's security lending program, state the amount of the following as of the current statement date:
- 16.1

Total fair value of reinvested collateral assets reported on Schedule DL, Parts 1 and 2.

\$
- 16.2

Total book adjusted/carrying value of reinvested collateral assets reported on Schedule DL, Parts 1 and 2

\$
- 16.3

Total payable for securities lending reported on the liability page.

\$

STATEMENT AS OF SEPTEMBER 30, 2022 OF THE LIFE INSURANCE COMPANY OF NORTH AMERICA

GENERAL INTERROGATORIES

17. Excluding items in Schedule E - Part 3 - Special Deposits, real estate, mortgage loans and investments held physically in the reporting entity's offices, vaults or safety deposit boxes, were all stocks, bonds and other securities, owned throughout the current year held pursuant to a custodial agreement with a qualified bank or trust company in accordance with Section 1, III - General Examination Considerations, F. Outsourcing of Critical Functions, Custodial or Safekeeping Agreements of the NAIC Financial Condition Examiners Handbook? Yes [X] No []
- 17.1 For all agreements that comply with the requirements of the NAIC Financial Condition Examiners Handbook, complete the following:

1 Name of Custodian(s)	2 Custodian Address
JPMorgan Chase	270 Park Avenue, New York, NY 10017
RBC Investor Services Trust	155 Wellington Street West, Toronto ON M5V 3L3, Canada
The Bank of New York Mellon	240 Greenwich Street, New York, NY 10286

- 17.2 For all agreements that do not comply with the requirements of the NAIC Financial Condition Examiners Handbook, provide the name, location and a complete explanation:

1 Name(s)	2 Location(s)	3 Complete Explanation(s)

- 17.3 Have there been any changes, including name changes, in the custodian(s) identified in 17.1 during the current quarter? Yes [] No [X]
- 17.4 If yes, give full information relating thereto:

1 Old Custodian	2 New Custodian	3 Date of Change	4 Reason

- 17.5 Investment management – Identify all investment advisors, investment managers, broker/dealers, including individuals that have the authority to make investment decisions on behalf of the reporting entity. For assets that are managed internally by employees of the reporting entity, note as such. ["...that have access to the investment accounts"; "...handle securities"]

1 Name of Firm or Individual	2 Affiliation
NYL Investors LLC	A.....
MacKay Shields LLC	A.....
Goldman Sachs Asset Management LP	U.....
J.P. Morgan Investment Management Inc.	U.....
.....

- 17.5097 For those firms/individuals listed in the table for Question 17.5, do any firms/individuals unaffiliated with the reporting entity (i.e. designated with a "U") manage more than 10% of the reporting entity's invested assets?..... Yes [] No [X]
- 17.5098 For firms/individuals unaffiliated with the reporting entity (i.e. designated with a "U") listed in the table for Question 17.5, does the total assets under management aggregate to more than 50% of the reporting entity's invested assets?..... Yes [] No [X]

- 17.6 For those firms or individuals listed in the table for 17.5 with an affiliation code of "A" (affiliated) or "U" (unaffiliated), provide the information for the table below.

1	2	3	4	5 Investment Management Agreement (IMA) Filed
Central Registration Depository Number	Name of Firm or Individual	Legal Entity Identifier (LEI)	Registered With	
169553	NYL Investors LLC	5493000EG09W0QURS721	SEC	DS.....
107717	MacKay Shields LLC	549300Y7LLC0FU7R8H16	SEC	DS.....
107738	Goldman Sachs Asset Management LP	CF5M58QA35CFPUX70H17	SEC	NO.....
107038	J.P. Morgan Investment Management Inc.	549300W78QH4XMM6K69	SEC	NO.....
.....

- 18.1 Have all the filing requirements of the Purposes and Procedures Manual of the NAIC Investment Analysis Office been followed? Yes [] No [X]
- 18.2 If no, list exceptions:
Initial filings that were not made within 120 days of purchase including:
Filings that have been submitted but not yet rated by the SVO: 1
19. By self-designating 5GI securities, the reporting entity is certifying the following elements for each self-designated 5GI security:
a. Documentation necessary to permit a full credit analysis of the security does not exist or an NAIC CRP credit rating for an FE or PL security is not available.
b. Issuer or obligor is current on all contracted interest and principal payments.
c. The insurer has an actual expectation of ultimate payment of all contracted interest and principal.
Has the reporting entity self-designated 5GI securities? Yes [] No [X]
20. By self-designating PLGI securities, the reporting entity is certifying the following elements of each self-designated PLGI security:
a. The security was purchased prior to January 1, 2018.
b. The reporting entity is holding capital commensurate with the NAIC Designation reported for the security.
c. The NAIC Designation was derived from the credit rating assigned by an NAIC CRP in its legal capacity as a NRSRO which is shown on a current private letter rating held by the insurer and available for examination by state insurance regulators.
d. The reporting entity is not permitted to share this credit rating of the PL security with the SVO.
Has the reporting entity self-designated PLGI securities? Yes [] No [X]
21. By assigning FE to a Schedule BA non-registered private fund, the reporting entity is certifying the following elements of each self-designated FE fund:
a. The shares were purchased prior to January 1, 2019.
b. The reporting entity is holding capital commensurate with the NAIC Designation reported for the security.
c. The security had a public credit rating(s) with annual surveillance assigned by an NAIC CRP in its legal capacity as an NRSRO prior to January 1, 2019.
d. The fund only or predominantly holds bonds in its portfolio.
e. The current reported NAIC Designation was derived from the public credit rating(s) with annual surveillance assigned by an NAIC CRP in its legal capacity as an NRSRO.
f. The public credit rating(s) with annual surveillance assigned by an NAIC CRP has not lapsed.
Has the reporting entity assigned FE to Schedule BA non-registered private funds that complied with the above criteria? Yes [] No [X]

GENERAL INTERROGATORIES

PART 2 - LIFE AND ACCIDENT AND HEALTH COMPANIES/FRATERNAL BENEFIT SOCIETIES

Life and Accident Health Companies/Fraternal Benefit Societies:

1.

Report the statement value of mortgage loans at the end of this reporting period for the following categories:

1

Amount

1.1

Long-Term Mortgages In Good Standing

1.11

Farm Mortgages

\$

1.12

Residential Mortgages

\$

1.13

Commercial Mortgages

\$

1,031,759,086

1.14

Total Mortgages in Good Standing

\$

1,031,759,086

1.2

Long-Term Mortgages In Good Standing with Restructured Terms

1.21

Total Mortgages in Good Standing with Restructured Terms

\$

1.3

Long-Term Mortgage Loans Upon which Interest is Overdue more than Three Months

1.31

Farm Mortgages

\$

1.32

Residential Mortgages

\$

1.33

Commercial Mortgages

\$

1.34

Total Mortgages with Interest Overdue more than Three Months

\$

1.4

Long-Term Mortgage Loans in Process of Foreclosure

1.41

Farm Mortgages

\$

1.42

Residential Mortgages

\$

1.43

Commercial Mortgages

\$

1,500,000

1.44

Total Mortgages in Process of Foreclosure

\$

1,500,000

1.5

Total Mortgage Loans (Lines 1.14 + 1.21 + 1.34 + 1.44) (Page 2, Column 3, Lines 3.1 + 3.2)

\$

1,033,259,086

1.6

Long-Term Mortgages Foreclosed, Properties Transferred to Real Estate in Current Quarter

1.61

Farm Mortgages

\$

1.62

Residential Mortgages

\$

1.63

Commercial Mortgages

\$

1.64

Total Mortgages Foreclosed and Transferred to Real Estate

\$

2.

Operating Percentages:

2.1

A&H loss percent

98.794

%

2.2

A&H cost containment percent

7.469

%

2.3

A&H expense percent excluding cost containment expenses

25.417

%

3.1

Do you act as a custodian for health savings accounts?

Yes

[]

No

[X]

3.2

If yes, please provide the amount of custodial funds held as of the reporting date

\$

3.3

Do you act as an administrator for health savings accounts?

Yes

[]

No

[X]

3.4

If yes, please provide the balance of the funds administered as of the reporting date

\$

4.

Is the reporting entity licensed or chartered, registered, qualified, eligible or writing business in at least two states?

Yes

[X]

No

[]

4.1

If no, does the reporting entity assume reinsurance business that covers risks residing in at least one state other than the state of domicile of the reporting entity?

Yes

[]

No

[]

Fraternal Benefit Societies Only:

5.1

In all cases where the reporting entity has assumed accident and health risks from another company, provisions should be made in this statement on account of such reinsurances for reserve equal to that which the original company would have been required to establish had it retained the risks. Has this been done?

Yes

[]

No

[]

N/A

[]

5.2

If no, explain:

6.1

Does the reporting entity have outstanding assessments in the form of liens against policy benefits that have increased surplus?

Yes

[]

No

[]

6.2

If yes, what is the date(s) of the original lien and the total outstanding balance of liens that remain in surplus?

Date	Outstanding Lien Amount

STATEMENT AS OF SEPTEMBER 30, 2022 OF THE LIFE INSURANCE COMPANY OF NORTH AMERICA

SCHEDULE S - CEDED REINSURANCE

Showing All New Reinsurance Treaties - Current Year to Date

1	2	3	4	5	6	7	8	9	10
NAIC Company Code	ID Number	Effective Date	Name of Reinsurer	Domiciliary Jurisdiction	Type of Reinsurance Ceded	Type of Business Ceded	Type of Reinsurer	Certified Reinsurer Rating (1 through 6)	Effective Date of Certified Reinsurer Rating
			NONE						

STATEMENT AS OF SEPTEMBER 30, 2022 OF THE LIFE INSURANCE COMPANY OF NORTH AMERICA

SCHEDULE T - PREMIUMS AND ANNUITY CONSIDERATIONS

Current Year To Date - Allocated by States and Territories

States, Etc.			1	Direct Business Only					
				Life Contracts		4	5	6	7
				2	3				
			Active Status (a)	Life Insurance Premiums	Annuity Considerations	Accident and Health Insurance Premiums, Including Policy, Membership and Other Fees	Other Considerations	Total Columns 2 Through 5	Deposit-Type Contracts
1.	Alabama	AL	L	16,692,082		26,951,331		43,643,413	
2.	Alaska	AK	L	2,035,461		3,857,227		5,892,688	
3.	Arizona	AZ	L	33,858,006		44,505,038		78,363,044	
4.	Arkansas	AR	L	6,914,459		13,468,670		20,383,129	
5.	California	CA	L	186,775,752		194,236,132		381,011,884	
6.	Colorado	CO	L	28,108,298		46,799,449		74,907,747	
7.	Connecticut	CT	L	51,378,984		27,478,482		78,857,466	
8.	Delaware	DE	L	3,794,448		6,234,279		10,028,727	
9.	District of Columbia	DC	L	3,203,165		5,764,753		8,967,918	
10.	Florida	FL	L	82,695,215		136,632,580		219,327,795	
11.	Georgia	GA	L	60,476,665		88,192,814		148,669,479	
12.	Hawaii	HI	L	1,754,294		3,844,967		5,599,261	
13.	Idaho	ID	L	5,904,179		11,735,483		17,639,662	
14.	Illinois	IL	L	42,321,893		62,899,580		105,221,473	
15.	Indiana	IN	L	26,708,468		32,337,934		59,046,402	
16.	Iowa	IA	L	7,850,860		10,650,000		18,500,860	
17.	Kansas	KS	L	8,037,787		12,922,913		20,960,700	
18.	Kentucky	KY	L	12,657,448		23,554,051		36,211,499	
19.	Louisiana	LA	L	16,500,853		28,583,951		45,084,804	
20.	Maine	ME	L	3,243,416		5,098,547		8,341,963	
21.	Maryland	MD	L	21,254,746		39,733,702		60,988,448	
22.	Massachusetts	MA	L	22,995,616		34,007,873		57,003,489	
23.	Michigan	MI	L	28,750,864		68,142,163		96,893,027	
24.	Minnesota	MN	L	23,537,806		37,540,683		61,078,489	
25.	Mississippi	MS	L	9,744,152		15,691,929		25,436,081	
26.	Missouri	MO	L	24,871,904		50,886,107		75,758,011	
27.	Montana	MT	L	2,226,017		4,367,690		6,593,707	
28.	Nebraska	NE	L	5,804,589		8,199,457		14,004,046	
29.	Nevada	NV	L	5,829,440		10,819,841		16,649,281	
30.	New Hampshire	NH	L	6,353,869		11,269,950		17,623,819	
31.	New Jersey	NJ	L	34,231,996		74,716,353		108,948,349	
32.	New Mexico	NM	L	5,946,863		6,992,210		12,939,073	
33.	New York	NY	Q	23,803,380		45,262,339		69,065,719	
34.	North Carolina	NC	L	37,646,031		75,074,308		112,720,339	
35.	North Dakota	ND	L	1,348,163		2,528,938		3,877,101	
36.	Ohio	OH	L	30,309,455		51,406,334		81,715,789	
37.	Oklahoma	OK	L	13,780,092		26,014,006		39,794,098	
38.	Oregon	OR	L	13,902,207		29,620,430		43,522,637	
39.	Pennsylvania	PA	L	46,541,923		88,927,414		135,469,337	
40.	Rhode Island	RI	L	3,076,809		5,460,138		8,536,947	
41.	South Carolina	SC	L	19,807,704		34,970,819		54,778,523	
42.	South Dakota	SD	L	3,186,031		5,096,898		8,282,929	
43.	Tennessee	TN	L	29,065,310		47,074,674		76,139,984	
44.	Texas	TX	L	121,661,074		215,790,017		337,451,091	
45.	Utah	UT	L	14,010,937		19,761,260		33,772,197	
46.	Vermont	VT	L	1,996,650		3,032,028		5,028,678	
47.	Virginia	VA	L	37,467,050		73,206,082		110,673,132	
48.	Washington	WA	L	26,738,056		48,844,901		75,582,957	
49.	West Virginia	WV	L	5,086,293		8,438,091		13,524,384	
50.	Wisconsin	WI	L	17,112,443		28,590,525		45,702,968	
51.	Wyoming	WY	L	2,069,887		4,140,349		6,210,236	
52.	American Samoa	AS	N	335		32		367	
53.	Guam	GU	N	89,320		168,088		257,408	
54.	Puerto Rico	PR	L	2,854,921		5,243,530		8,098,451	
55.	U.S. Virgin Islands	VI	L	340,360		488,767		829,127	
56.	Northern Mariana Islands	MP	N	3,658		7,016		10,674	
57.	Canada	CAN	L	373,078		722,367		1,095,445	
58.	Aggregate Other Aliens	OT	XXX	7,501,067		6,298,699		13,799,766	
59.	Subtotal	XXX		1,252,231,829		1,974,284,189		3,226,516,018	
90.	Reporting entity contributions for employee benefits plans	XXX							
91.	Dividends or refunds applied to purchase paid-up additions and annuities.....	XXX							
92.	Dividends or refunds applied to shorten endowment or premium paying period.....	XXX							
93.	Premium or annuity considerations waived under disability or other contract provisions.....	XXX							
94.	Aggregate or other amounts not allocable by State.....	XXX							
95.	Totals (Direct Business).....	XXX		1,252,231,829		1,974,284,189		3,226,516,018	
96.	Plus Reinsurance Assumed.....	XXX		76,122,485		412,807		76,535,292	
97.	Totals (All Business).....	XXX		1,328,354,314		1,974,696,996		3,303,051,310	
98.	Less Reinsurance Ceded.....	XXX		892,508,896		260,086,444		1,152,595,340	
99.	Totals (All Business) less Reinsurance Ceded.....	XXX		435,845,418		1,714,610,552		2,150,455,970	
DETAILS OF WRITE-INS									
58001.	ZZZ Other Alien	XXX		7,501,067		6,298,699		13,799,766	
58002.	XXX							
58003.	XXX							
58998.	Summary of remaining write-ins for Line 58 from overflow page	XXX							
58999.	Totals (Lines 58001 through 58003 plus 58998)(Line 58 above)	XXX		7,501,067		6,298,699		13,799,766	
9401.	XXX							
9402.	XXX							
9403.	XXX							
9498.	Summary of remaining write-ins for Line 94 from overflow page	XXX							
9499.	Totals (Lines 9401 through 9403 plus 9498)(Line 94 above)	XXX							

(a) Active Status Counts:

L - Licensed or Chartered - Licensed Insurance carrier or domiciled RRG.....53

E - Eligible - Reporting entities eligible or approved to write surplus lines in the state.....

N - None of the above - Not allowed to write business in the state.....3

R - Registered - Non-domiciled RRGs.....

Q - Qualified - Qualified or accredited reinsurer.....1

SCHEDULE Y - INFORMATION CONCERNING ACTIVITIES OF INSURER MEMBERS OF A HOLDING COMPANY GROUP
PART 1 - ORGANIZATIONAL CHART

The following entities are directly controlled by New York Life Insurance Company (Parent) (entities that are indented are directly controlled by the preceding entity).

New York Life Insurance and Annuity Corporation (91596) (DE)
NYLIFE Insurance Company of Arizona (81353) (AZ)
New York Life Enterprises LLC (See page 12.2 for entity's org chart) (DE)
NYLIFE LLC (See page 12.2 for entity's org chart) (DE)
NYL Investors LLC (See page 12.3 for entity's org chart) (DE)
New York Life Investment Management Holdings LLC (See page 12.4 for entity's org chart) (DE)
NYLife Real Estate Holdings LLC (See page 12.10 for entity's org chart) (DE)
New York Life Group Insurance Company of NY (NY)
Life Insurance Company of North America (PA)
 LINA Benefit Payments, Inc. (DE)
New York Life Benefit Payments LLC (DE)
NYL Real Assets LLC (DE)
NYL Emerging Manager LLC (DE)
NYL Wind Investments LLC (DE)
NYLIC HKP Member LLC (DE)
NYLIM Jacob Ballas India Holdings IV (MUS)
 NYLIM Jacob Ballas India (FPI) IV LLC (MUS)
Flatiron RR LLC (DE)
Flatiron CLO 2013-1 -Ltd. (CYM)
Flatiron CLO 2015-1 Ltd (CYM)
Flatiron CLO 17 Ltd. (CYM)
Flatiron CLO 18 Ltd. (CYM)
Flatiron CLO 19 Ltd (CYM)
Flatiron CLO 20 Funding Ltd. (CYM)
Flatiron CLO 21 Ltd. (CYM)
Flatiron RR CLO 22 LLC (CYM)
Flatiron CLO 23 Ltd. (CYM)
Flatiron CLO 23 LLC. (DE)
Flatiron RR CLO 24 Ltd. (CYM)
Flatiron RR LLC, Manager Series (DE Series LLC) (DE)
Flatiron RR LLC, Retention Series (DE Series LLC) (DE)
Stratford CDO 2001-1 Ltd. (CYM)
Silver Spring, LLC (DE)
 Silver Spring Associates, L.P. (PA)
SCP 2005-C21-002 LLC (DE)
SCP 2005-C21-003 LLC (DE)
SCP 2005-C21-006 LLC (DE)
SCP 2005-C21-007-LLC (DE)
SCP 2005-C21-008 LLC (DE)
SCP 2005-C21-009 LLC (DE)
SCP 2005-C21-017 LLC (DE)
SCP 2005-C21-018 LLC (DE)
SCP 2005-C21-021 LLC (DE)
SCP 2005-C21-025 LLC (DE)
SCP 2005-C21-031 LLC (DE)
SCP 2005-C21-036 LLC (DE)
SCP 2005-C21-041 LLC (DE)
SCP 2005-C21-043 LLC (DE)

SCP 2005-C21-044 LLC (DE)
SCP 2005-C21-048 LLC (DE)
SCP 2005-C21-061 LLC (DE)
SCP 2005-C21-063 LLC (DE)
SCP 2005-C21-067 LLC (DE)
SCP 2005-C21-069 LLC (DE)
SCP 2005-C21-070 LLC (DE)
NYMH-Ennis GP, LLC (DE)
 NYMH-Ennis, L.P. (TX)
NYMH-Freeport GP, LLC (DE)
 NYMH-Freeport, L.P. (TX)
NYMH-Houston GP, LLC (DE)
 NYMH-Houston, L.P. (TX)
NYMH-Plano GP, LLC (DE)
 NYMH-Plano, L.P. (TX)
NYMH-San Antonio GP, LLC (DE)
 NYMH-San Antonio, L.P. (TX)
NYMH-Stephenville GP, LLC (DE)
 NYMH-Stephenville, L.P. (TX)
NYMH-Taylor GP, LLC (DE)
 NYMH-Taylor, L.P. (TX)
NYMH-Attleboro MA, LLC (DE)
NYMH-Farmingdale, NY, LLC (DE)
NYLMDC-King of Prussia GP, LLC (DE)
 NYLMDC-King of Prussia Realty, LP (DE)
REEP-MF Salisbury Square Tower One TAF LLC (DE)
 REEP-DRP Salisbury Square Tower One TAB JV LLC (DE)
 Salisbury Square Tower One LLC (DE)
2015 DIL PORTFOLIO HOLDINGS LLC (DE)
 PA 180 KOST RD LLC (DE)
Cortlandt Town Center LLC (DE)
REEP-1250 Forest LLC
REEP-HZ SPENCER LLC (DE)
REEP-IND 10 WEST AZ LLC (DE)
REEP-IND 4700 Nall TX LLC (DE)
REEP-IND Aegean MA LLC (DE)
REEP-IND Alpha TX LLC (DE)
REEP-IND MCP VIII NC LLC (DE)
REEP-IND CHINO CA LLC (DE)
REEP-IND FRANKLIN MA HOLDER LLC (DE)
REEP-IND FREEDOM MA LLC (DE)
REEP-IND Fridley MN LLC (MN)
REEP-IND Kent LLC (DE)
REEP-IND LYMAN MA LLC (DE)
REEP-IND MCP II NC LLC (DE)
REEP-IND MCP III NC LLC (DE)
REEP-IND MCP IV NC LLC (DE)
REEP-IND MCP V NC LLC (DE)

SCHEDULE Y - INFORMATION CONCERNING ACTIVITIES OF INSURER MEMBERS OF A HOLDING COMPANY GROUP
PART 1 - ORGANIZATIONAL CHART

New York Life Insurance Company (Parent) (continued)

REEP-IND MCP VII NC LLC (DE)	NJIND Melrich Road LLC (DE)
REEP-IND MCP III OWNER NC LLC (DE)	FP Building 18, LLC (DE)
REEP-IND RTG NC LLC (DE)	FP Building 19, LLC (DE)
REEP-IND STANFORD COURT LLC (DE)	Enclave CAF, LLC (DE)
REEP-IND Valley View TX LLC (DE)	Summitt Ridge Apartments, LLC (DE)
REEP-IND Valwood TX LLC (DE)	PTC Acquisitions, LLC (DE)
REEP-MF 960 East Paces Ferry GA LLC (DE)	Martingale Road LLC (DE)
REEP-MF 960 EPF Opco GA LLC (DE)	NYLIC HKP MEMBER LLC (DE)
REEP-MF Emblem DE LLC (DE)	NYLIC HKP VENTURE LLC (DE)
REEP-MF Gateway TAF UT LLC (DE)	NYLIC HKP REIT LLC (DE)
REEP-WP Gateway TAB JV LLC (DE)	New York Life Funding (CYM)
REEP-MF Issaquah WA LLC (DE)	New York Life Global Funding (DE)
REEP-MF Mount Vernon GA LLC (DE)	Government Energy Savings Trust 2003-A (NY)
REEP-MF Mount Laurel NJ LLC (DE)	UFI-NOR Federal Receivables Trust, Series 2009B (NY)
REEP-MF NORTH PARK CA LLC (DE)	JREP Fund Holdings I, L.P. (CYM)
REEP-AVERY OWNER LLC (DE)	Jaguar Real Estate Partners L.P. (CYM)
REEP-MF One City Center NC LLC (Delaware)	NYLIFE Office Holdings Member LLC (DE)
REEP-MF Verde NC LLC (DE)	NYLIFE Office Holdings LLC (DE)
REEP-MF Wallingford WA LLC (DE)	NYLIFE Office Holdings REIT LLC (DE)
REEP-MF STEWART AZ OLDER LLC (DE)	REEP-OFC DRAKES LANDING CA LLC (DE)
REEP-MF STEWART AZ (DE)	REEP-OFC CORPORATE POINTE CA LLC (DE)
REEP-OFC Bellevue WA LLC (DE)	REEP-OFC VON KARMAN CA LLC (DE)
REEP-OFC Financial Center FL LLC (DE)	REEP-OFC ONE BOWDOIN SQUARE MA LLC (DE)
REEP-OFC WATER RIDGE NC HOLDCO LLC (DE)	REEP-OFC 525 N Tryon NC LLC (DE)
REEP-OFC ONE WATER RIDGE NC LLC (DE)	525 Charlotte Office LLC (DE)
REEP-OFC TWO WATER RIDGE NC LLC (DE)	NYLIFE Office Holdings Acquisition REIT LLC (DE)
REEP-OFC FOUR WATER RIDGE NC LLC (DE)	REEP-OFC Westory DC LLC (DE)
REEP-OFC FIVE WATER RIDGE NC LLC (DE)	Skyhigh SPV Note Issuer 2020 Parent Trust (DE)
REEP-OFC SIX WATER RIDGE NC LLC (DE)	Skyhigh SPV Note Issuer 2020 LLC (DE)
REEP-OFC SEVEN WATER RIDGE NC LLC (DE)	Sol Invictus Note Issuer 2021-1 LLC (DE)
REEP-OFC EIGHT WATER RIDGE NC LLC (DE)	Veritas Doctrina Note Issuer SPV LLC (DE)
REEP-OFC NINE WATER RIDGE NC LLC (DE)	MSSIV NYL Investor Member LLC (DE)
REEP-OFC TEN WATER RIDGE NC LLC (DE)	MSVEF Investor LLC (DE)
REEP-OFC ELEVEN WATER RIDGE NC LLC (DE)	MSVEF Feeder LP (DE)
REEP-MF FOUNTAIN PLACE MN LLC (DE)	MSVEF REIT LLC (DE)
REEP-MF FOUNTAIN PLACE LLC (DE)	Madison Square Value Enhancement Fund LP (DE)
REEP-MF Park-Line FL LLC (DE)	MSVEF-MF Evanston GP LLC (DE)
REEP-OFC 2300 Empire CA LLC (DE)	MSVEF-MF Evanston IL LP (DE)
REEP-IND 10 WEST II AZ LLC (DE)	MSVEF-MF HUNTINGTON PARK GP LLC (DE)
REEP-IND MCP WEST NC LLC	MSVEF-MF HUNTINGTON PARK WA LP (DE)
REEP-RTL Flemington NJ LLC (DE)	MSVEF-OFC WFC Tampa GP LLC (DE)
REEP-RTL Mill Creek NJ LLC (DE)	MSVEF-OFC WFC Tampa FL LP (DE)
REEP-RTL NPM GA LLC (DE)	MSVEF-FG WFC Tampa JV LP (DE)
REEP OFC 515 Post Oak TX LLC (DE)	MSVEF-OFC WFC Tampa PO GP LLC (DE)
REEP-RTL DTC VA LLC (DE)	MSVEF-FG WFC Property Owner LP (DE)
REEP-RTL DTC-S VA LLC (DE)	MSVEF-IND Commerce 303 GP LLC (DE)
NJIND Raritan Center LLC (DE)	MSVEF-IND Commerce 303 AZ LP (DE)
NJIND Talmadge Road LLC (DE)	MSVEF-SW Commerce 303 JV LP (DE)

SCHEDULE Y - INFORMATION CONCERNING ACTIVITIES OF INSURER MEMBERS OF A HOLDING COMPANY GROUP
PART 1 - ORGANIZATIONAL CHART

New York Life Insurance Company (Parent) (continued)

MSVEF-MF Pennbrook Station GP LLC (DE)
MSVEF-MF Pennbrook Station PA LP (DE)

SCHEDULE Y - INFORMATION CONCERNING ACTIVITIES OF INSURER MEMBERS OF A HOLDING COMPANY GROUP
PART 1 - ORGANIZATIONAL CHART

New York Life Enterprises LLC

SEAF Sichuan SME Investment Fund LLC (DE)
New York Life International Holdings Limited (MUS)
 MAX Ventures and Industries Limited (IND)
 Max I Ltd. (IND)
 Max Assets Services Ltd. (IND)
 Max Specialty Films Ltd. (IND)
 Max Estates Ltd. (IND)
 Max Square Limited (IND)
 Pharmax Corporation Ltd. (IND)
 Wise Zone Builders Pvt. Ltd. (IND)
NYL Cayman Holdings Ltd. (CYM)
 NYL Worldwide Capital Investments LLC (DE)
Seguros Monterrey New York Life, S.A. de C.V. (MEX)
 Administradora de Conductos SMNYL, S.A. de C.V. (MEX)
 Agencias de Distribucion SMNYL, S.A. de C.V. (MEX)
 Inmobiliaria SMNYL, S.A. de C.V. (MEX)

NYLIFE LLC

Eagle Strategies LLC (DE)
Fabric of Family LLC (DE)
New York Life Capital Corporation (DE)
New York Life Trust Company (NY)
NYLIFE Securities LLC (DE)
NYLINK Insurance Agency Incorporated (DE)
NYLUK I Company (GBR)
 NYLUK II Company (GBR)
 Gresham Mortgage (GBR)
 W Construction Company (GBR)
 WUT (GBR)
 WIM (AIM) (GBR)

SCHEDULE Y - INFORMATION CONCERNING ACTIVITIES OF INSURER MEMBERS OF A HOLDING COMPANY GROUP
PART 1 - ORGANIZATIONAL CHART

NYL Investors LLC

NYL Investors U.K. Limited (GBR)
NYL Investors REIT Manager LLC (DE)
NYL Investors NCVAD II GP, LLC (DE)
 McMorgan Northern California Value Add/Development Fund II, LP (DE)
 MNCVAD II-MF HENLEY CA LLC (DE)
 MNCVAD II-SP HENLEY JV LLC (DE)
 MNCVAD II-SP HENLEY OWNER LLC (DE)
 MNCVAD II-OFC 770 L Street CA LLC (DE)
 MNCVAD II-MF UNION CA LLC (DE)
 MNCVAD II- HOLLIDAY UNION JV LLC (DE)
 MNCVAD II-OFC HARBORS CA LLC (DE)
 MNCVAD II-SEAGATE HARBORS LLC (DE)
 MNCVAD II-OFC 630 K Street CA LLC (DE)
 MNCVAD II-IND SHILOH CA LLC (DE)
 MNCVAD II-BIG SHILOH JC LLC (DE)
MSSDF GP LLC (DE)
MSSDF Member LLC (DE)
 Madison Square Structured Debt Fund LP (DE)
 MSSDF REIT LLC (DE)
 MSSDF REIT Funding Sub I LLC (DE)
 MSSDF REIT Funding Sub II LLC (DE)
 MSSDF REIT Funding Sub III LLC (DE)
 MSSDF REIT Funding Sub IV LLC (DE)
 MSSDF REIT Funding Sub V LLC (DE)
 MSSDF REIT Funding Sub VI LLC (Delaware)
 MSSDF REIT Funding Sub VII LLC (Delaware)
MSSIV GP LLC (DE)
 Madison Square Strategic Investments Venture LP (DE)
 MSSIV REIT Manager LLC (DE)
 Madison Square Strategic Investments Venture REIT LLC (Delaware)
MSVEF GP LLC (DE)
MCPF GP LLC (DE)
Madison Core Property Fund LP (DE)
 MCPF Holdings Manager LLC (DE)
 MCPF MA Holdings LLC (DE)
 MCPF Holdings LLC (DE)
 MADISON-IND TAMARAC FL LLC (DE)
 MADISON-OFC BRICKELL FL LLC (DE)
 MADISON-IND POWAY CA LLC (DE)
 MADISON-LPC POWAY JV LLC (DE)
 MADISON-MF GRANARY FLATS TX LLC (DE)
 MADISON-AO GRANARY FLATS JV LLC (Delaware)
 MADISON-AO GRANARY FLATS OWNER LLC (Delaware)
MIREF Mill Creek, LLC (DE)
MIREF Gateway, LLC (DE)
MIREF Gateway Phases II and III, LLC (DE)
MIREF Delta Court, LLC (DE)

MIREF Fremont Distribution Center, LLC (DE)
MIREF Century, LLC (DE)
MIREF Newpoint Commons, LLC (DE)
MIREF Northsight, LLC (DE)
MIREF Riverside, LLC (DE)
MIREF Corporate Woods, LLC (DE)
Barton's Lodge Apartments, LLC (DE)
MIREF 101 East Crossroads, LLC (DE)
 101 East Crossroads, LLC (DE)
MIREF Hawthorne, LLC (DE)
MIREF Auburn 277, LLC (DE)
MIREF Sumner North, LLC (DE)
MIREF Wellington, LLC (DE)
MIREF Warner Center, LLC (DE)
MADISON-MF Duluth GA LLC (DE)
MADISON-OFC Centerstone I CA LLC (DE)
MADISON-OFC Centerstone III CA LLC (DE)
MADISON-MOB Centerstone IV CA LLC (DE)
MADISON-OFC Centerpoint Plaza CA LLC (DE)
MADISON-IND Logistics NC LLC (DE)
 MCPF-LRC Logistics LLC (DE)
MADISON-MF Desert Mirage AZ LLC (DE)
MADISON-OFC One Main Place OR LLC (DE)
MADISON-IND Fenton MO LLC (DE)
MADISON-IND Hitzert Roadway MO LLC (DE)
MADISON-MF Hoyt OR LLC (DE)
MADISON-RTL Clifton Heights PA LLC (DE)
MADISON-IND Locust CA LLC (DE)
MADISON-OFC Weston Pointe FL LLC (DE)
MADISON-SP Henderson LLC (DE)
MADISON-MF MCCADDEN CA LLC (DE)
MADISON-OFC 1201 WEST IL LLC (DE)
 MADISON-MCCAFFERY 1201 WEST IL LLC (DE)
MADISON-MF CRESTONE AZ LLC (DE)
MADISON-MF TECH RIDGE TX LLC (DE)
MADISON-RTL SARASOTA FL, LLC (DE)
MADISON-MOB CITRACADO CA LLC (DE)
MADISON-ACG THE MEADOWS WA LLC (DE)
 MADISON-MF THE MEADOWS JV LLC (DE)
 MADISON-ACG THE MEADOWS OWNER LLC (DE)
Madison-MF Osprey QRS Inc. (DE)
 Madison-MF Osprey NC GP LLC (DE)
 Madison-MF Osprey NC LP (DE)

SCHEDULE Y - INFORMATION CONCERNING ACTIVITIES OF INSURER MEMBERS OF A HOLDING COMPANY GROUP
PART 1 - ORGANIZATIONAL CHART

New York Life Investment Management Holdings LLC

MacKay Shields LLC (DE) <ul style="list-style-type: none">MacKay Shields Emerging Markets Debt Portfolio (DE)MacKay Shields Core Plus Opportunities Fund GP LLC (DE)<ul style="list-style-type: none">MacKay Shields Core Plus / Opportunities Fund LP (DE)MacKay Municipal Managers Opportunities GP LLC (DE)<ul style="list-style-type: none">MacKay Municipal Opportunities Master Fund, L.P. (DE)MacKay Municipal Opportunities Fund, L.P. (DE)MacKay Municipal Managers Credit Opportunities GP, LLC (DE)<ul style="list-style-type: none">MacKay Municipal Credit Opportunities Master Fund, L.P. (DE)MacKay Municipal Credit Opportunities Fund, L.P. (DE)MacKay Municipal Credit Opportunities HL Fund, L.P. (DE)MacKay Municipal Managers Credit Opportunities HL (Cayman) GP LLC (CYM)<ul style="list-style-type: none">MacKay Municipal Credit Opportunities HL (Cayman) Fund, LP (CYM)MacKay Municipal Short Term Opportunities Fund GP LLC (DE)<ul style="list-style-type: none">MacKay Municipal Short Term Opportunities Fund LP (DE)Plainview Funds plc (IRL)MacKay Shields High Yield Active Core Fund GP LLC (DE)<ul style="list-style-type: none">MacKay Shields High Yield Active Core Fund LP (DE)MacKay Shields Credit Strategy Fund Ltd (CYM)MacKay Shields Credit Strategy Partners LP (DE)MacKay Shields Defensive Bond Arbitrage Fund Ltd. (BMU)MacKay Shields Core Fixed Income Fund GP LLC (DE)<ul style="list-style-type: none">MacKay Shields Core Fixed Income Fund LP (DE)MacKay Shields Select Credit Opportunities Fund GP LLC (DE)<ul style="list-style-type: none">MacKay Shields Select Credit Opportunities Fund LP (DE)MacKay Shields (International) Ltd. (GBR)MacKay Shields (Services) Ltd. (GBR)<ul style="list-style-type: none">MacKay Shields UK LLP (GBR)MacKay Municipal Managers California Opportunities GP LLC (DE)<ul style="list-style-type: none">MacKay Municipal California Opportunities Fund, L.P. (DE)MacKay Municipal New York Opportunities GP LLC (DE)<ul style="list-style-type: none">MacKay Municipal New York Opportunities Fund, L.P. (DE)MacKay Municipal Opportunity HL Fund, L.P. (DE)MacKay Municipal Capital Trading GP LLC (DE)<ul style="list-style-type: none">MacKay Municipal Capital Trading Master Fund, L.P (DE)MacKay Municipal Capital Trading Fund, L.P. (DE)MacKay Municipal Managers Strategic Opportunities GP LLC (DE)<ul style="list-style-type: none">MacKay Municipal Managers Strategic Opportunities Fund, L.P. (DE)MacKay Shields US Equity Market Neutral Fund GP LLC (DE)<ul style="list-style-type: none">MacKay Cornerstone US Equity Market Neutral Fund LP (DE)MacKay Shields Intermediate Bond Fund GP LLC (DE)<ul style="list-style-type: none">MacKay Shields Intermediate Bond Fund LP (DE)MacKay Municipal Managers Opportunities Allocation GP LLC (DE)<ul style="list-style-type: none">MacKay Municipal Opportunities Allocation Master Fund LP (DE)MacKay Municipal Opportunities Allocation Fund A LP (DE)MacKay Municipal Opportunities Allocation Fund B LP (DE)MacKay Municipal Managers U.S. Infrastructure - Opportunities GP LLC (DE)<ul style="list-style-type: none">MacKay Municipal U.S. Infrastructure Opportunities Fund LP (DE)MacKay Municipal Managers High Yield Select GP LLC (DE)	<ul style="list-style-type: none">MacKay Municipal High Yield Select Fund LP (DE)MacKay Flexible Income Fund GP LLC (DE)<ul style="list-style-type: none">MacKay Flexible Income Fund LP (DE)MacKay Multi-Asset Real Return Fund GP LLC (DE)<ul style="list-style-type: none">MacKay Multi-Asset Real Return Fund LP (DE)MacKay Multi-Asset Income Fund GP LLC (DE)<ul style="list-style-type: none">MacKay Multi-Asset Income Fund LP (DE)MacKay Municipal Managers High Income Opportunities GP LLC (DE)<ul style="list-style-type: none">MacKay Municipal High Income Opportunities Fund LP (DE)Cascade CLO Manager LLC (DE)<ul style="list-style-type: none">MKS CLO Holdings GP LLC (DE)<ul style="list-style-type: none">MKS CLO Holdings, LP (CYM)MKS CLO Advisors, LLC (DE)MacKay Shields Europe Investment Management Limited (IRL)MacKay Shields European Credit Opportunity Fund Limited (NJ)MKS Global Sustainable Emerging Markets Equities Fund GP LLC (DE)<ul style="list-style-type: none">Candriam Global Sustainable Emerging Markets Equities Fund LP (DE)MKS Global Emerging Markets Equities Fund GP LLC (DE)<ul style="list-style-type: none">Candriam Global Emerging Markets Equities Fund LP (DE)New York Life Investment Management Asia Limited (Cayman Islands)MCF Optimum Sub LLC (DE)Apogem Capital LLC (DE)<ul style="list-style-type: none">Madison Capital Funding LLC (DE)<ul style="list-style-type: none">MCF Co-Investment GP LLC (DE)<ul style="list-style-type: none">MCF Co-Investment GP LP (DE)<ul style="list-style-type: none">Madison Capital Funding Co-Investment Fund LP (DE)Madison Avenue Loan Fund GP LLC (DE)<ul style="list-style-type: none">Madison Avenue Loan Fund LP (DE)<ul style="list-style-type: none">MCF Fund I LLC (DE)MCF Hanwha Fund LLC (DE)Ironshore Investment BL I Ltd. (BMU)MCF CLO IV LLC (DE)MCF CLO V LLC (DE)MCF CLO VI LLC (DE)MCF CLO VII LLC (DE)MCF CLO VIII Ltd. (DE)<ul style="list-style-type: none">MCF CLO VIII LLC (DE)MCF CLO IX Ltd. (CYM)<ul style="list-style-type: none">MCF CLO IX LLC (DE)MCF KB Fund LLC (DE)MCF KB Fund II LLC (DE)MC KB Fund III LLC (DE)MCF Hyundai Fund LLC (DE)MCF Senior Debt Fund – 2020 LP (CYM)Montpelier Carry Parent, LLC (DE)<ul style="list-style-type: none">Montpelier Carry, LLC (DE)Montpelier GP, LLC (DE)<ul style="list-style-type: none">Montpelier Fund, L.P. (DE)MCF Mezzanine Carry I LLC (DE)
--	--

SCHEDULE Y - INFORMATION CONCERNING ACTIVITIES OF INSURER MEMBERS OF A HOLDING COMPANY GROUP
PART 1 - ORGANIZATIONAL CHART

New York Life Investment Management Holdings LLC (continued)

MCF Mezzanine Fund I LLC (DE)	GPP PD V B Blocker LLC (DE)
MCF PD Fund GP LLC (DE)	GPP PD V C Blocker LLC (DE)
MCF PD Fund LP (DE)	GPP PD V D Blocker LLC (DE)
MCF Senior Debt Funds 2019-I GP LLC (DE)	GPP LuxCo V GP Sarl (LUX)
MCF Senior Debt Fund 2019-I LP (DE)	GPP Private Debt LuxCo V SCSP (LUX)
Warwick Seller Representative, LLC (DE)	GoldPoint Partners Select Manager III GenPar GP, LLC (DE)
Young America Holdings, LLC (DE)	GoldPoint Partners Select Manager III GenPar, L.P. (CYM)
YAC.ECOM Incorporated (MN)	GoldPoint Partners Select Manager Fund III, L.P. (CYM)
Young America, LLC (MN)	GoldPoint Partners Select Manager Fund III AIV, L.P. (DE)
Global Fulfillment Services, Inc. (AZ)	GoldPoint Partners Select Manager IV GenPar GP, LLC (DE)
SourceOne Worldwide, Inc. (MN)	GoldPoint Partners Select Manager IV GenPar, L.P. (DE)
YA Canada Corporation (CAN)	GoldPoint Partners Select Manager Fund IV, L.P. (DE)
New York Life Capital Partners III GenPar GP, LLC (DE)	GoldPoint Partners Select Manager V GenPar GP, LLC (DE)
New York Life Capital Partners IV GenPar GP, LLC (DE)	GoldPoint Partners Select Manager V GenPar, L.P. (DE)
New York Life Capital Partners IV GenPar, L.P. (DE)	GoldPoint Partners Select Manager Fund V, L.P. (DE)
New York Life Capital Partners IV, L.P. (DE)	GoldPoint Partners Canada V GenPar Inc. (CAN)
GoldPoint Core Opportunities Fund, L.P. (DE)	GoldPoint Partners Select Manager Canada Fund V, L.P. (CAN)
GoldPoint Core Opportunities Fund II L.P. (DE)	GoldPoint Partners Canada III GenPar Inc (CAN)
GoldPoint Mezzanine Partners IV GenPar GP, LLC (DE)	GoldPoint Partners Select Manager Canada Fund III, L.P. (CAN)
GoldPoint Mezzanine Partners IV GenPar, LP (DE)	GoldPoint Partners Canada IV GenPar Inc. (CAN)
GoldPoint Mezzanine Partners Co-Investment Fund A, LP (DE)	GoldPoint Partners Select Manager Canada Fund IV, L.P. (CAN)
GoldPoint Mezzanine Partners IV, LP (DE) (“GPPIVLP”)	GoldPoint Partners Co-Investment VI GenPar GP LLC (DE)
GPP Mezz IV A Blocker LP (DE) (“GPPMBA”)	GoldPoint Partners Co-Investment VI GenPar, LP (DE)
GPP Mezz IV A Preferred Blocker LP (DE)	GoldPoint Partners Co-Investment VI, LP (DE)
GPP Mezz IV B Blocker LP (DE) (“GPPMBB”)	GPP VI – ECI Aggregator LP (DE)
GPP Mezz IV C Blocker LP (DE) (“GPPMBC”)	GPP VI Blocker A LLC (DE)
GPP Mezz IV D Blocker LP (DE) (“GPPMBD”)	GPP VI Blocker B LLC (DE)
GPP Mezz IV E Blocker LPP (DE)	GPP VI Blocker C LLC (DE)
GPP Mezz IV ECI Aggregator, LP (DE)	GPP VI Blocker D LLC (DE)
GPP Mezz IV F Blocker LP (DE)	GPP VI Blocker E LLC (DE)
GPP Mezz IV G Blocker LP (DE)	GPP VI Blocker F LLC (DE)
GPP Mezz IV H Blocker LP (DE)	GPP VI Blocker G LLC (DE)
GPP Mezz IV I Blocker LP (DE)	GPP VI Blocker H LLC (DE)
GoldPoint Mezzanine Partners Offshore IV, L.P. (CYM)	GPP VI Blocker I LLC (DE)
GoldPoint Partners Co-Investment V GenPar GP LLC (DE)	Apogem Co-Invest VII GenPar, GP LLC (DE)
GoldPoint Partners Co-Investment V GenPar, L.P. (DE)	Apogem Co-Invest VII GenPar, LP (DE)
GoldPoint Partners Co-Investment Fund A, LP (DE)	Apogem Co-Investment VII, LP (DE)
GoldPoint Partners Co-Investment V, LP (DE)	GoldPoint Private Credit GenPar GP, LLC (DE)
	GoldPoint Private Credit Fund, LP (DE)
GPP V - ECI Aggregator LP (DE)	GoldPoint Partners Canada GenPar, Inc. (CAN)
GPP V G Blocker Holdco LP (DE)	NYLCAP Select Manager Canada Fund, LP (CAN)
GoldPoint Partners Private Debt V GenPar GP, LLC (DE)	NYLCAP Canada II GenPar, Inc. (CAN)
GoldPoint Partners Private Debt Offshore V, LP (CYM)	NYLCAP Select Manager Canada Fund II, L.P. (CAN)
GPP Private Debt V RS LP (DE)	NYLIM Mezzanine Partners II GenPar GP, LLC (DE)
GoldPoint Partners Private Debt V GenPar GP, LP (DE)	NYLIM Mezzanine Partners II GenPar, LP (DE)
GoldPoint Partners Private Debt V, LP (DE)	NYLCAP Mezzanine Partners III GenPar GP, LLC (DE)
GPP PD V A Blocker LLC (DE)	NYLCAP Mezzanine Partners III GenPar, LP (DE)
GPP Private Debt V-ECI Aggregator LP (DE)	NYLCAP Mezzanine Partners III, LP (DE)

SCHEDULE Y - INFORMATION CONCERNING ACTIVITIES OF INSURER MEMBERS OF A HOLDING COMPANY GROUP
PART 1 - ORGANIZATIONAL CHART

New York Life Investment Management Holdings LLC (continued)

NYLCAP Mezzanine Offshore Partners III, L.P. (CYM)
NYLCAP Select Manager GenPar GP, LLC (DE)
 NYLCAP Select Manager GenPar, LP (DE)
 NYLCAP Select Manager Fund, LP (DE)
NYLCAP Select Manager Cayman Fund, LP (CYM)
NYLCAP Select Manager II GenPar GP, LLC (DE)
 NYLCAP Select Manager II GenPar GP, L.P. (CYM)
 NYLCAP Select Manager Fund II, L.P. (CYM)
NYLCAP India Funding LLC (DE)
 NYLIM-JB Asset Management Co. (Mauritius) LLC (MUS)
 New York Life Investment Management India Fund II, LLC (MUS)
 New York Life Investment Management India Fund (FVCI) II, LLC (MUS)
NYLCAP India Funding III LLC (DE)
 NYLIM-Jacob Ballas Asset Management Co. III, LLC (MUS)
 NYLIM Jacob Ballas India Fund III, LLC (MUS)
 NYLIM Jacob Ballas Capital India (FVCI) III, LLC (MUS)
 NYLIM Jacob Ballas India (FII) III, LLC (MUS)
Evolveance Asset Management, Ltd. (CYM)
 EIF Managers Limited (MUS)
 EIF Managers II Limited (MUS)
Tetra Opportunities Partners (DE)
BMG PAMP GP, LLC (DE)
 BMG PA Private Markets (Delaware) LP (DE)
 BMG Private Markets (Cayman) LP (CYM)
PACD MM, LLC (DE)
 PA Capital Direct, LLC (DE)
 ApCap Strategic Partnership I LLC (Delaware)
PA Credit Program Carry Parent, LLC (DE)
 PA Credit Program Carry, LLC (DE)
PACIF Carry Parent, LLC (DE)
 PACIF Carry, LLC (DE)
PACIF GP, LLC (DE)
 Private Advisors Coinvestment Fund, LP (DE)
PACIF II GP, LLC (DE)
 Private Advisors Coinvestment Fund II, LP (DE)
PACIF II Carry Parent, LLC (DE)
 PACIF II Carry, LLC (DE)
PACIF III GP, LLC (DE)
 Private Advisors Coinvestment Fund III, LP (DE)
PACIF III Carry Parent, LLC (DE)
 PACIF III Carry, LLC (DE)
PACIF IV GP, LLC (DE)
 Private Advisors Coinvestment Fund IV, LP (DE)
PACIF IV Carry Parent, LLC (DE)
 PACIF IV Carry, LLC (DE)
PAMMF GP, LLC (DE)
 PA Middle Market Fund, LP (DE)
PA Hedged Equity Fund, L.P. (DE)

Private Advisors Hedged Equity Fund (QP), L.P. (DE)
 Private Advisors Hedged Equity Master Fund (DE)
PASCBF III GP, LLC (DE)
 Private Advisors Small Company Buyout Fund III, LP (DE)
PASCBF IV GP, LLC (DE)
 Private Advisors Small Company Buyout Fund IV, LP (DE)
PASCBF IV Carry Parent, LLC (DE)
 PASCBF IV Carry, LLC (DE)
PASCBF V GP, LLC (DE)
 Private Advisors Small Company Buyout Fund V, LP (DE)
 Private Advisors Small Company Buyout V-ERISA Fund, LP (DE)
PASCBF V Carry Parent, LLC (DE)
 PASCBF V Carry, LLC (DE)
PASCPEF VI Carry Parent, LLC (DE)
 PASCPEF VI Carry, LLC (DE)
PASCPEF VI GP, LLC (DE)
 Private Advisors Small Company Private Equity Fund VI, LP (DE)
 Private Advisors Small Company Private Equity Fund VI (Cayman), LP (CYM)
PASCPEF VII GP, LLC (DE)
 Private Advisors Small Company Private Equity Fund VII, LP (DE)
 Private Advisors Small Company Private Equity Fund VII (Cayman), LP (CYM)
PASCPEF VII Carry Parent, LLC (DE)
 PASCPEF VII Carry, LLC (DE)
PASCPEF VIII GP, LLC (DE)
 Private Advisors Small Company Private Equity Fund VIII, LP (DE)
 Private Advisors Small Company Private Equity Fund VIII (Cayman), LP (DE)
PASCPEF IX GP, LLC (DE)
 PA Small Company Private Equity Fund IX, LP (DE)
 PA Small Company Private Equity Fund IX, (Cayman) LP (CYM)
APEF X GP, LLC (DE)
 Apogem Private Equity Fund X, LP (DE)
Cuyahoga Capital Partners IV Management Group LLC (DE)
 Cuyahoga Capital Partners IV LP (DE)
Cuyahoga Capital Emerging Buyout Partners Management Group LLC (DE)
 Cuyahoga Capital Emerging Buyout Partners LP (DE)
PA Real Assets Carry Parent, LLC (DE)
 PA Real Assets Carry, LLC (DE)
PA Real Assets Carry Parent II, LLC (DE)
 PA Real Assets Carry II, LLC (DE)
PA Emerging Manager Carry Parent, LLC (DE)
 PA Emerging Manager Carry, LLC (DE)
PA Emerging Manager Carry Parent II, LLC (DE)
 PA Emerging Manager Carry II, LLC (DE)
RIC I GP, LLC (DE)
 Richmond Coinvestment Partners I, LP (DE)
RIC I Carry Parent, LLC (DE)
 RIC I Carry, LLC (DE)
PASF V GP, LLC (DE)

SCHEDULE Y - INFORMATION CONCERNING ACTIVITIES OF INSURER MEMBERS OF A HOLDING COMPANY GROUP
PART 1 - ORGANIZATIONAL CHART

New York Life Investment Management Holdings LLC (continued)

Private Advisors Secondary Fund V, LP (DE)
PASF V Carry Parent, LLC (DE)
PASF V Carry, LLC (DE)
PASF VI GP, LLC (DE)
PA Secondary Fund VI, LP (DE)
PA Secondary Fund VI Coinvestments, LP (DE)
PA Secondary Fund VI (Cayman), LP (CYM)
PARAF GP, LLC (DE)
Private Advisors Real Assets Fund, LP (DE)
PARAF Carry Parent, LLC (DE)
PARAF Carry, LLC (DE)
PASCCIF GP, LLC (DE)
Private Advisors Small Company Coinvestment Fund, LP (DE)
Private Advisors Small Company Coinvestment Fund-ERISA, LP (DE)
PASCCIF II GP, LLC (DE)
PA Small Company Coinvestment Fund II, LP (DE)
PA Small Company Coinvestment Fund II (Cayman), LP (CYM)
PASCCIF Carry Parent, LLC (DE)
PASCCIF Carry, LLC (DE)
PARAF II GP LLC (DE)
Private Advisors Real Assets Fund II, LP (DE)
PARAF III GP, LLC (DE)
PA Real Assets Fund III, LP (DE)
Private Advisors Hedged Equity Fund, Ltd. (CYM)
Private Advisors Hedged Equity Fund (QP), Ltd. (CYM)
Private Advisors Hedged Equity Master Fund, Ltd. (CYM)
SAF GP LLC (DE)
Social Advancement Fund, LP (DE)
WTP GP, LLC (DE)
West Tower Partners, LP (DE)
West Tower Partners, Ltd. (CYM)
West Tower Partners SPC (CYM)
Washington Pike GP, LLC (DE)
Washington Pike LP (DE)
RidgeLake Partners GP, LLC (DE)
RidgeLake Partners, LP (DE)
NYLCAP Holdings (Mauritius) (MUS)
Jacob Ballas Capital India Pvt, Ltd. (MUS)
Industrial Assets Holdings Limited (MUS)
JB Cerestra Investment Management LLP (MUS)
NYLIM Service Company LLC (DE)
NYL Workforce GP LLC (DE)
New York Life Investment Management LLC (DE)
NYLIM Fund II GP, LLC (DE)
NYLIM-TND, LLC (DE)
New York Life Investment Management Hong Kong Limited (CHN)
WFHG, GP LLC (DE)
Workforce Housing Fund I-2007, LP (DE)

Index IQ Holdings LLC. (DE)
IndexIQ LLC (DE)
IndexIQ Advisors LLC (DE)
IndexIQ Active ETF Trust (DE)IQ
MacKay ESG Core Plus Bond ETF (DE)
IQ MacKay California Municipal Intermediate ETF (DE)
IQ MacKay Multi-Sector Income ETF
IQ Winslow Focused Large Cap Growth ETF
IQ Winslow Large Cap Growth ETF
IndexIQ ETF Trust (DE)
IQ 50 Percent Hedged FTSE International ETF (DE)
IQ 500 International ETF (DE)
IQ Chaikin US Large Cap ETF (DE)
IQ Chaikin US Small Cap ETF (DE)
IQ Clean Oceans ETF (DE)
IQ Cleaner Transport ETF (DE)
IQ Engender Equality ETF (DE)
IQ FTSE International Eq Ccy Netrl ETF
IQ Global Equity R&D Leaders ETF (DE)
IQ Healthy Hearts ETF (DE)
IQ S&P High Yield Low Volatility Bd ETF (DE)
IQ Candriam ESG International Equity ETF (DE)
IQ Candriam ESG US Large Cap Equity ETF (DE)
IQ U.S. Large Cap R&D Leaders ETF (DE)
IQ U.S. Mid Cap R&D Leaders ETF (DE)
New York Life Investment Management Holdings International (LUX)
New York Life Investment Management Holdings II International (LUX)
Candriam Group (LUX)
CGH UK Acquisition Company Limited (GBR)
Tristan Capital Partners Holdings Limited (GBR)
Tristan Capital Holdings Limited (GBR)
Tristan Capital Partners LLP (GBR)
EPISO 4 Co-Investment LLP (GBR)
EPISO 4 (GP) LLP (GBR)
EPISO 4 Incentive Partners LLP (GBR)
CCP 5 Co-Investment LLP (GBR)
Tristan Capital Limited (GBR)
Tristan Capital Partners LLP (GBR)
CCP III Co-Investment (GP) Limited (GBR)
CCP III Co-Investment LP (GBR)
CCP IV Co-Investment LP (GBR)
CCP III (GP) LLP (GBR)
CCP III Incentive Partners (GP) Limited (GBR)
CCP III Incentive Partners LP (GBR)
CCP IV Incentive Partners LP (GBR)
Curzon Capital Partners III (GP) Limited (GBR)
CCP III (GP) LLP (GBR)
EPISO 3 Co-Investment (GP) Limited (GBR)

SCHEDULE Y - INFORMATION CONCERNING ACTIVITIES OF INSURER MEMBERS OF A HOLDING COMPANY GROUP
PART 1 - ORGANIZATIONAL CHART

New York Life Investment Management Holdings LLC (continued)

EPISO 3 Co-Investment LP (GBR)
EPISO 3 Incentive Partners (GP) Limited (GBR)
EPISO 3 Incentive Partners LP (GBR)
EPISO 3 IOM Limited (IMN)
CCP IV (GP) LLP (GBR)
Curzon Capital Partners IV (GP) Limited (GBR)
CCP 5 GP LLP (GBR)
CCP 5 Pool Partnership GP Limited (NJ)
CCP 5 Pool Partnership SLP (NJ)
Tristan Capital Partners Asset Management Limited (GBR)
TCP Poland Spolka z ograniczoną odpowiedzialnością (POL)
TCP Co-Investment (GP) S.à.r.l. (LUX)
TCP Co-Investment SCSP (LUX)
TCP Incentive Partners SCSP (LUX)
TCP Incentive Partners (GP) S.à.r.l. (LUX)
German Property Performance Partners Investors Feeder Verwaltungs GmbH (DEU)
EPISO 4 (GP) S.à.r.l. (LUX)
EPISO 4 (GP) II S.à.r.l. (LUX)
Tristan (Holdings) Limited (GBR)
EPISO 3 Feeder (GP) Limited (GBR)
CCP V Feeder (GP) LLP (GBR)
EPISO 4 Feeder (GP) LLP (GBR)
CCP 5 Feeder LLP (GBR)
Tristan Global Securities GP Limited (CYM)
Tristan Global Securities LP (CYM)
KTA Holdco (LUX)
Kartesia Management SA (LUX)
Kartesia UK Ltd. (GBR)
Kartesia Belgium (BEL)
Kartesia Credit FFS (FRA)
Kartesia GP III (LUX)
Kartesia Credit Opportunities III S.C.A., SICAV-SIF (LUX)
Kartesia Securities (LUX)
Kartesia III Topco S.à.r.l. (LUX)
Kartesia GP IV (LUX)
Kartesia Credit Opportunities IV SCS SICAV-SIF (LUX)
Kartesia Securities IV (LUX)
Kartesia Securities IV Topco S.à.r.l. (LUX)
Kartesia Master GP (LUX)
Kartesia Credit Opportunities V Feeder SCS (LUX)
Kartesia Senior Opportunities I SCS, SICAV-RAIF (LUX)
KASS Unleveled S.à.r.l. (LUX)
KSO I Topco S.à.r.l. (LUX)
Kartesia Credit Opportunities V SCS (LUX)
Kartesia Securities V S.à.r.l. (LUX)
Candriam Luxco S.à.r.l. (LUX)

Candriam Luxembourg (LUX)
Candriam Belgium (BEL)
Candriam France (FRA)
Candriam Monétaire SICAV (FRA)
Candriam Switzerland LLC (CHE)
Candriam GP (LUX)
Cordius (LUX)
Cordius CIG (LUX)
IndexIQ (LUX)
IndexIQ Factors Sustainable Corporate Euro Bond (LUX)
IndexIQ Factors Sustainable EMU Equity (LUX)
IndexIQ Factors Sustainable Europe Equity (LUX)
IndexIQ Factors Sustainable Japan Equity (LUX)
IndexIQ Factors Sustainable Sovereign Euro Bond (LUX)
Candriam Absolute Return (LUX)
Candriam Absolute Return Equity Market Neutral (LUX)
Candriam Alternative (LUX)
Candriam Alternative Systemat (LUX)
Candriam Bonds (LUX)
Candriam Bonds Capital Securities (LUX)
Candriam Bonds Credit Alpha (LUX)
Candriam Bonds Emerging Debt Local Currencies (LUX)
Candriam Bonds Emerging Markets Corporate
Candriam Bonds Emerging Markets Total Return (LUX)
Candriam Bonds Euro Long Term (LUX)
Candriam Bonds International (LUX)
Candriam Diversified Futures (BEL)
Candriam Equities L (LUX)
Candriam Equities L EMU Innovation (LUX)
Candriam Equities L Meta Globe (LUX)
Candriam Equities L Risk Arbitrage Opportunities (LUX)
Candriam GF (LUX)
Candriam GF AUSBIL Global Essential Infrastructure (LUX)
Candriam GF Short Duration US High Yield Bonds (LUX)
Candriam GF US Corporate Bonds (LUX)
Candriam GF US High Yield Corporate Bonds (LUX)
Candriam Impact One (LUX)
Candriam L (LUX)
Candriam L Dynamic Asset Allocation (LUX)
Candriam L Multi-Asset Income & Growth (LUX)
Candriam L Multi-Asset Premia (LUX)
Candriam M (LUX)
Candriam M Global Trading (LUX)
Candriam M Impact Finance (LUX)
Candriam M Multi Strategies (LUX)
Candriam MM Multi Strategies (FRA)
Candriam Multi-Strategies (FRA)
Candriam Sustainable (LUX)

SCHEDULE Y - INFORMATION CONCERNING ACTIVITIES OF INSURER MEMBERS OF A HOLDING COMPANY GROUP
PART 1 - ORGANIZATIONAL CHART

New York Life Investment Management Holdings LLC (continued)

	Candriam Sustainable Bond Global (LUX)
	Candriam Sustainable Bond Global Convertible
	Candriam Sustainable Bond Impact (LUX)
	Candriam Sustainable Equity Future Mobility (LUX)
	Candriam World Alternative (LUX)
	Candriam World Alternative Alphamax (LUX)
	Cleome Index Euro Long Term Bonds (LUX)
	Cleome Index Global Equities (LUX)
	Cleome Index World Equities (LUX)
	Paricor (LUX)
	Paricor Patrimonium (LUX)
	Ausbil Investment Management Limited (AUS)
	Ausbil Australia Pty. Ltd. (AUS)
	Ausbil Asset Management Pty. Ltd. (AUS)
	Ausbil Global Infrastructure Pty. Limited (AUS)
	ISPT Holding (AUS)
	Ausbil Investment Management Limited Employee Share Trust (AUS)
	Ausbil 130/30 Focus Fund (AUS)
	Ausbil Active Sustainable Equity Fund (AUS)
	Ausbil Australian Active Equity Fund (AUS)
	Ausbil Australian Concentrated Equity Fund (AUS)
	Ausbil Australian Emerging Leaders Fund (AUS)
	Ausbil Australian Geared Equity Fund (AUS)
	Ausbil Australian Smallcap Fund (AUS)
	Ausbil Balanced Fund (AUS)
	Ausbil EGS Focus Fund (AUS)
	Ausbil IT - Ausbil Global SmallCap Fund (AUS)
	Ausbil IT - MacKay Shields Multi-Sector Bond Fund (AUS)
	Ausbil IT - Ausbil Long Short Focus Fund (AUS)
	NYLIFE Distributors LLC (DE)

SCHEDULE Y - INFORMATION CONCERNING ACTIVITIES OF INSURER MEMBERS OF A HOLDING COMPANY GROUP
PART 1 - ORGANIZATIONAL CHART

NYLife Real Estate Holdings LLC

Huntsville NYL LLC (DE)
CC Acquisitions, LP (DE)
REEP-IND Cedar Farms TN LLC (DE)
REEP-IND Continental NC LLC (DE)
 LRC-Patriot, LLC (DE)
 REEP-LRC Industrial LLC (DE)
REEP-IND Forest Park NJ LLC (DE)
 FP Building 4 LLC (DE)
 FP Building 1-2-3 LLC (DE)
 FP Building 17, LLC (DE)
 FP Building 20, LLC (DE)
 FP Mantua Grove LLC (DE)
 FP Lot 1.01 LLC (DE)
REEP-IND NJ LLC (DE)
 NJIND JV LLC (DE)
 NJIND Hook Road LLC (DE)
 NJIND Bay Avenue LLC (DE)
 NJIND Bay Avenue Urban Renewal LLC (DE)
 NJIND Corbin Street LLC (DE)
REEP-MF Cumberland TN LLC (DE)
 Cumberland Apartments, LLC (TN)
REEP-MF Enclave TX LLC (DE)
REEP-MF Marina Landing WA LLC (DE)
 REEP-SP Marina Landing LLC (DE)
REEP-MF Mira Loma II TX LLC (DE)
 Mira Loma II, LLC (DE)
REEP-MF Summitt Ridge CO LLC (DE)
REEP-MF Woodridge IL LLC (DE)
REEP-OF Centerpointe VA LLC (DE)
 Centerpointe (Fairfax) Holdings LLC (DE)
REEP-OFC 575 Lex NY LLC (DE)
REEP-OFC 575 Lex NY GP LLC (DE)
 Maple REEP-OFC 575 Lex Holdings LP (DE)
 Maple REEP-OFC 575 Lex Owner LLC (DE)
REEP-RTL SASI GA LLC (DE)
REEP-RTL Bradford PA LLC (DE)
REEP-OFC Royal Centre GA LLC (DE)
REEP-RTL CTC NY LLC (DE)
REEP-OFC 5005 LBJ Freeway TX LLC (DE)
 5005 LBJ Tower LLC (DE)
 REEP-OFC/RTL MARKET ROSS TX LLC (DE)
 MARKET ROSS TX JV LLC (DE)
 MARKET ROSS TX GARAGE OWNER LC (DE)
 MARKET ROSS TX OFFICE OWNER LLC (DE)
 MARKET ROSS TX RETAIL OWNER LLC (DE)
REEP-OFC Mallory TN LLC (DE)
 3665 Mallory JV LLC (DE)
REEP-OFC WATER RIDGE NC LLC (DE)

REEP-OFC VIRIDIAN AZ LLC (DE)
 REEP-HINES VIRIDIAN JV LLC (DE)
REEP-OFC 2300 Empire LLC (DE)
REEP-MF Wynnewood PA LLC (DE)
 Wynnewood JV LLC (DE)
REEP-MU Fayetteville NC LLC (DE)
 501 Fayetteville JV LLC (DE)
 501 Fayetteville Owner LLC (DE)
REEP-MU SOUTH GRAHAM NC LLC (DE)
 401 SOUTH GRAHAM JV LLC (DE)
 401 SOUTH GRAHAM OWNER LLC (DE)
REEP-IND COMMERCE CITY CO LLC (DE)
 REEP-BRENNAN COMMERCE CITY JV LLC (DE)
REEP-MF ART TOWER OR LLC (DE)
 REEP-WP ART TOWER JV LLC (DE)
REEP-OFC Mass Ave MA LLC (DE)
REEP-MF FARMINGTON IL LLC (DE)
 REEP-MARQUETTE FARMINGTON JV LLC (DE)
 REEP-MARQUETTE FARMINGTON OWNER LLC (DE)
REEP-MF BELLEVUE STATION WA LLC (DE)
 REEP-LP BELLEVUE STATION JV LLC (DE)
REEP-HINE ENCLAVE POINT AZ LLC (DE)
 REEP-HINES ENCLAVE POINT JV LLC (DE)
REEP-MF WILDHORSE RANCH TX LLC (DE)
 REEP-WP WILDHORSE RANCH JV LLC (DE)
REEP-IND ROMULUS MI LLC (Delaware)
 REEP-NPD ROMULUS JV LLC

STATEMENT AS OF SEPTEMBER 30, 2022 OF THE LIFE INSURANCE COMPANY OF NORTH AMERICA

SCHEDULE Y

PART 1A - DETAIL OF INSURANCE HOLDING COMPANY SYSTEM

1	2	3	4	5	6	7	8	9	10	11	12	13	14	15	16
Group Code	Group Name	NAIC Company Code	ID Number	Federal RSSD	CIK	Name of Securities Exchange if Publicly Traded (U.S. or International)	Names of Parent, Subsidiaries Or Affiliates	Domi-ciliary Location	Relation-ship to Reporting Entity	Directly Controlled by (Name of Entity/Person)	Type of Control (Ownership, Board, Management, Attorney-in-Fact, Influence, Other)	If Control is Owner-ship Provide Percen-tage	Ultimate Controlling Entity(ies)/Person(s)	Is an SCA Filing Re-quired? (Yes/No)	*
0826	New York Life Group	66915	13-5582869	1583827	0000071633		New York Life Insurance Company	NY	UDP						
0826	New York Life Group	91596	13-3044743	3683691	0000727136		New York Life Insurance and Annuity Corporation	DE	IA	New York Life Insurance Company	Ownership	100.000	New York Life Insurance Company	NO	
0826	New York Life Group	81353	52-1530175				NYLIFE Insurance Company of Arizona	AZ	IA	New York Life Insurance Company	Ownership	100.000	New York Life Insurance Company	NO	
			13-4199614				New York Life Enterprises LLC	DE	NIA	New York Life Insurance Company	Ownership	100.000	New York Life Insurance Company	NO	
			13-4081725	2928649	0001270096		NYLIFE LLC	DE	NIA	New York Life Insurance Company	Ownership	100.000	New York Life Insurance Company	NO	
			46-4293486		0001606720		NYL Investors LLC	DE	NIA	New York Life Insurance Company	Ownership	100.000	New York Life Insurance Company	NO	
			52-2206682		0001513831		New York Life Investment Management Holdings LLC	DE	NIA	New York Life Insurance Company	Ownership	100.000	New York Life Insurance Company	NO	
			27-0166422				NYLIFE Real Estate Holdings, LLC	DE	NIA	New York Life Insurance Company	Ownership	100.000	New York Life Insurance Company	NO	
0826	New York Life Group	64548	13-2556568				New York Life Group Insurance Company of NY	NY	IA	New York Life Insurance Company	Ownership	100.000	New York Life Insurance Company	NO	
0826	New York Life Group	65498	23-1503749				Life Insurance Company of North America	PA		New York Life Insurance Company	Ownership	100.000	New York Life Insurance Company	NO	
			06-1252418				LINA Benefit Payments, Inc.	DE	NIA	Life Insurance Company of North America	Ownership	100.000	New York Life Insurance Company	NO	
							New York Life Benefit Payments LLC	DE	NIA	New York Life Insurance Company	Ownership	100.000	New York Life Insurance Company	NO	
			47-2379075				NYL Real Assets LLC	DE	NIA	New York Life Insurance Company	Ownership	100.000	New York Life Insurance Company	NO	
			47-2530753				NYL Emerging Manager LLC	DE	NIA	New York Life Insurance Company	Ownership	100.000	New York Life Insurance Company	NO	
							NYL Wind Investments LLC	DE	NIA	New York Life Insurance Company	Ownership	100.000	New York Life Insurance Company	NO	
							NYLIC HKP Member LLC	DE	NIA	New York Life Insurance Company	Ownership	67.974	New York Life Insurance Company	NO	
							New York Life Insurance and Annuity Corporation								
							NYLIC HKP Member LLC	DE	NIA		Ownership	32.026	New York Life Insurance Company	NO	
							NYLIC HKP VENTURE LLC	DE	NIA	NYLIC HKP Member LLC	Ownership	51.000	New York Life Insurance Company	NO	
							NYLIC HKP REIT LLC	DE	NIA	NYLIC HKP VENTURE LLC	Ownership	51.000	New York Life Insurance Company	NO	
							NYLIM Jacob Ballas India Holdings IV	MUS	NIA	New York Life Insurance Company	Ownership	100.000	New York Life Insurance Company	NO	
							NYLIM Jacob Ballas India (FPI) IV LLC (Mauritius)	MUS	NIA	NYLIM Jacob Ballas India Holdings IV	Ownership	100.000	New York Life Insurance Company	NO	
							Fiatiron RR LLC	DE	NIA	New York Life Insurance Company	Ownership	100.000	New York Life Insurance Company	NO	
			98-1075997				Fiatiron CLO 2013-1 Ltd.	CYM	OTH	New York Life Insurance Company	Influence	0.000	New York Life Insurance Company	NO	4
			98-1180305				Fiatiron CLO 2015-1 Ltd	CYM	OTH	New York Life Insurance Company	Influence	0.000	New York Life Insurance Company	NO	4
			98-1330289				Fiatiron CLO 17 Ltd.	CYM	OTH	New York Life Insurance Company	Influence	0.000	New York Life Insurance Company	NO	4
							Fiatiron CLO 18 Ltd.	CYM	OTH	New York Life Insurance Company	Influence	0.000	New York Life Insurance Company	NO	4
							Fiatiron CLO 19 Ltd.	CYM	OTH	New York Life Insurance Company	Influence	0.000	New York Life Insurance Company	NO	4
							Fiatiron CLO 20 Funding Ltd.	CYM	OTH	New York Life Insurance Company	Influence	0.000	New York Life Insurance Company	NO	4
							Fiatiron CLO 21 Ltd.	CYM	OTH	New York Life Insurance Company	Influence	0.000	New York Life Insurance Company	NO	4
							Fiatiron RR CLO 22 LLC	CYM	OTH	New York Life Insurance Company	Influence	0.000	New York Life Insurance Company	NO	12
							Fiatiron CLO 23 Ltd.	CYM	OTH	New York Life Insurance Company	Influence	0.000	New York Life Insurance Company	NO	4
							Fiatiron CLO 23 LLC	DE	OTH	New York Life Insurance Company	Influence	0.000	New York Life Insurance Company	NO	4
							Fiatiron RR CLO 24 Ltd.	CYM	OTH	New York Life Insurance Company	Influence	0.000	New York Life Insurance Company	NO	4
							Fiatiron RR LLC, Manager Series	DE	NIA	New York Life Insurance Company	Board of Directors	0.000	New York Life Insurance Company	NO	
							Fiatiron RR LLC, Retention Series	DE	NIA	New York Life Insurance Company	Board of Directors	0.000	New York Life Insurance Company	NO	
							Stratford CDO 2001-1 Ltd.	CYM	OTH	New York Life Insurance Company	Influence	0.000	New York Life Insurance Company	NO	8
							Silver Spring, LLC	DE	NIA	New York Life Insurance Company	Ownership	100.000	New York Life Insurance Company	NO	
							Silver Spring Associates, L.P.	PA	NIA	Silver Spring, LLC	Ownership	100.000	New York Life Insurance Company	NO	
							SCP 2005-C21-002 LLC	DE	NIA	New York Life Insurance Company	Ownership	100.000	New York Life Insurance Company	NO	
							SCP 2005-C21-003 LLC	DE	NIA	New York Life Insurance Company	Ownership	100.000	New York Life Insurance Company	NO	
							SCP 2005-C21-006 LLC	DE	NIA	New York Life Insurance Company	Ownership	100.000	New York Life Insurance Company	NO	
							SCP 2005-C21-007-LLC	DE	NIA	New York Life Insurance Company	Ownership	100.000	New York Life Insurance Company	NO	
							SCP 2005-C21-008 LLC	DE	NIA	New York Life Insurance Company	Ownership	100.000	New York Life Insurance Company	NO	
							SCP 2005-C21-009 LLC	DE	NIA	New York Life Insurance Company	Ownership	100.000	New York Life Insurance Company	NO	
							SCP 2005-C21-017 LLC	DE	NIA	New York Life Insurance Company	Ownership	100.000	New York Life Insurance Company	NO	
							SCP 2005-C21-018 LLC	DE	NIA	New York Life Insurance Company	Ownership	100.000	New York Life Insurance Company	NO	
							SCP 2005-C21-021 LLC	DE	NIA	New York Life Insurance Company	Ownership	100.000	New York Life Insurance Company	NO	
							SCP 2005-C21-025 LLC	DE	NIA	New York Life Insurance Company	Ownership	100.000	New York Life Insurance Company	NO	
							SCP 2005-C21-031 LLC	DE	NIA	New York Life Insurance Company	Ownership	100.000	New York Life Insurance Company	NO	
							SCP 2005-C21-036 LLC	DE	NIA	New York Life Insurance Company	Ownership	100.000	New York Life Insurance Company	NO	

STATEMENT AS OF SEPTEMBER 30, 2022 OF THE LIFE INSURANCE COMPANY OF NORTH AMERICA

SCHEDULE Y
PART 1A - DETAIL OF INSURANCE HOLDING COMPANY SYSTEM

1	2	3	4	5	6	7	8	9	10	11	12	13	14	15	16
Group Code	Group Name	NAIC Company Code	ID Number	Federal RSSD	CIK	Name of Securities Exchange if Publicly Traded (U.S. or International)	Names of Parent, Subsidiaries Or Affiliates	Domi-ciliary Location	Relation-ship to Reporting Entity	Directly Controlled by (Name of Entity/Person)	Type of Control (Ownership, Board, Management, Attorney-in-Fact, Influence, Other)	If Control is Ownership Provide Per-centage	Ultimate Controlling Entity(ies)/Person(s)	Is an SCA Filing Re-quired? (Yes/No)	*
							SCP 2005-C21-041 LLC	DE	NIA	New York Life Insurance Company	Ownership	100.000	New York Life Insurance Company	NO	
							SCP 2005-C21-043 LLC	DE	NIA	New York Life Insurance Company	Ownership	100.000	New York Life Insurance Company	NO	
							SCP 2005-C21-044 LLC	DE	NIA	New York Life Insurance Company	Ownership	100.000	New York Life Insurance Company	NO	
							SCP 2005-C21-048 LLC	DE	NIA	New York Life Insurance Company	Ownership	100.000	New York Life Insurance Company	NO	
							SCP 2005-C21-061 LLC	DE	NIA	New York Life Insurance Company	Ownership	100.000	New York Life Insurance Company	NO	
							SCP 2005-C21-063 LLC	DE	NIA	New York Life Insurance Company	Ownership	100.000	New York Life Insurance Company	NO	
							SCP 2005-C21-067 LLC	DE	NIA	New York Life Insurance Company	Ownership	100.000	New York Life Insurance Company	NO	
							SCP 2005-C21-069 LLC	DE	NIA	New York Life Insurance Company	Ownership	100.000	New York Life Insurance Company	NO	
							SCP 2005-C21-070 LLC	DE	NIA	New York Life Insurance Company	Ownership	100.000	New York Life Insurance Company	NO	
							NYMH-Ennis GP, LLC	DE	NIA	New York Life Insurance Company	Ownership	100.000	New York Life Insurance Company	NO	
							NYMH-Ennis, L.P.	TX	NIA	NYMH-Ennis GP, LLC	Ownership	100.000	New York Life Insurance Company	NO	
							NYMH-Freepport GP, LLC	DE	NIA	New York Life Insurance Company	Ownership	100.000	New York Life Insurance Company	NO	
							NYMH-Freepport, L.P.	TX	NIA	NYMH-Freepport GP, LLC	Ownership	100.000	New York Life Insurance Company	NO	
							NYMH-Houston GP, LLC	DE	NIA	New York Life Insurance Company	Ownership	100.000	New York Life Insurance Company	NO	
							NYMH-Houston, L.P.	TX	NIA	NYMH-Houston GP, LLC	Ownership	100.000	New York Life Insurance Company	NO	
							NYMH-Plano GP, LLC	DE	NIA	New York Life Insurance Company	Ownership	100.000	New York Life Insurance Company	NO	
							NYMH-Plano, L.P.	TX	NIA	NYMH-Plano GP, LLC	Ownership	100.000	New York Life Insurance Company	NO	
							NYMH-San Antonio GP, LLC	DE	NIA	New York Life Insurance Company	Ownership	100.000	New York Life Insurance Company	NO	
							NYMH-San Antonio, L.P.	TX	NIA	NYMH-San Antonio GP, LLC	Ownership	100.000	New York Life Insurance Company	NO	
							NYMH-Stephenville GP, LLC	DE	NIA	New York Life Insurance Company	Ownership	100.000	New York Life Insurance Company	NO	
							NYMH-Stephenville, L.P.	TX	NIA	NYMH-Stephenville GP, LLC	Ownership	100.000	New York Life Insurance Company	NO	
							NYMH-Taylor GP, LLC	DE	NIA	New York Life Insurance Company	Ownership	100.000	New York Life Insurance Company	NO	
							NYMH-Taylor, L.P.	TX	NIA	NYMH-Taylor GP, LLC	Ownership	100.000	New York Life Insurance Company	NO	
							REEP-MF Salisbury Square Tower One TAF LLC	DE	NIA	New York Life Insurance Company	Ownership	95.500	New York Life Insurance Company	NO	
							REEP-MF Salisbury Square Tower One TAF LLC	DE	NIA	New York Life Insurance and Annuity Corporation	Ownership	0.500	New York Life Insurance Company	NO	
							REEP-DRP Salisbury Square Tower One TAB JV LLC	DE	NIA	REEP-MF Salisbury Square Tower One TAF LLC	Ownership	80.000	New York Life Insurance Company	NO	
							Salisbury Square Tower One LLC	DE	NIA	REEP-DRP Salisbury Square Tower One TAB JV LLC	Ownership	100.000	New York Life Insurance Company	NO	
							NYMH Attleboro MA, LLC	DE	NIA	New York Life Insurance Company	Ownership	100.000	New York Life Insurance Company	NO	
							NYMH-Farmingdale, NY, LLC	DE	NIA	New York Life Insurance Company	Ownership	100.000	New York Life Insurance Company	NO	
							NYLMDC-King of Prussia GP, LLC	DE	NIA	New York Life Insurance Company	Ownership	100.000	New York Life Insurance Company	NO	
							NYLMDC-King of Prussia Realty, LP	DE	NIA	NYLMDC King of Prussia GP, LLC	Ownership	100.000	New York Life Insurance Company	NO	
			47-3304035				2015 DIL PORTFOLIO HOLDINGS LLC	DE	NIA	New York Life Insurance Company	Ownership	100.000	New York Life Insurance Company	NO	
			47-3444658				PA 180 KOST RD LLC	DE	NIA	2015 DIL PORTFOLIO HOLDINGS LLC	Ownership	100.000	New York Life Insurance Company	NO	
			82-2586171				2017 CT REO HOLDINGS LLC	DE	NIA	New York Life Insurance Company	Ownership	62.308	New York Life Insurance Company	NO	
							New York Life Insurance and Annuity Corporation	DE	NIA	New York Life Insurance and Annuity Corporation	Ownership	37.692	New York Life Insurance Company	NO	
			82-2586171				2017 CT REO HOLDINGS LLC	DE	NIA	New York Life Insurance Company	Ownership	100.000	New York Life Insurance Company	NO	
							Cortlandt Town Center LLC	DE	NIA	New York Life Insurance Company	Ownership	100.000	New York Life Insurance Company	NO	
							REEP-1250 Forest LLC	DE	NIA	New York Life Insurance Company	Ownership	100.000	New York Life Insurance Company	NO	
							REEP-HZ SPENCER LLC	DE	NIA	New York Life Insurance Company	Ownership	100.000	New York Life Insurance Company	NO	
							REEP-IND 10 WEST AZ LLC	DE	NIA	New York Life Insurance Company	Ownership	100.000	New York Life Insurance Company	NO	
							REEP-IND 4700 Nall TX LLC	DE	NIA	New York Life Insurance Company	Ownership	100.000	New York Life Insurance Company	NO	
			37-1768259				REEP-IND Aegean MA LLC	DE	NIA	New York Life Insurance Company	Ownership	100.000	New York Life Insurance Company	NO	
							REEP-IND Alpha TX LLC	DE	NIA	New York Life Insurance Company	Ownership	100.000	New York Life Insurance Company	NO	
			83-2598877				REEP-IND MCP VIII NC LLC	DE	NIA	New York Life Insurance Company	Ownership	100.000	New York Life Insurance Company	NO	
							REEP-IND CHINO CA LLC	DE	NIA	New York Life Insurance Company	Ownership	100.000	New York Life Insurance Company	NO	
							REEP-MF STEWART AZ OLDER LLC	DE	NIA	New York Life Insurance Company	Ownership	100.000	New York Life Insurance Company	NO	
							REEP-MF STEWART AZ	DE	NIA	New York Life Insurance Company	Ownership	100.000	New York Life Insurance Company	NO	
							REEP-IND FRANKLIN MA HOLDER LLC	DE	NIA	New York Life Insurance Company	Ownership	100.000	New York Life Insurance Company	NO	
			61-1738919				REEP-IND FREEDOM MA LLC	DE	NIA	New York Life Insurance Company	Ownership	100.000	New York Life Insurance Company	NO	
							REEP-IND Fridley MN LLC	MN	NIA	New York Life Insurance Company	Ownership	100.000	New York Life Insurance Company	NO	
							REEP-IND Kent LLC	DE	NIA	New York Life Insurance Company	Ownership	100.000	New York Life Insurance Company	NO	

STATEMENT AS OF SEPTEMBER 30, 2022 OF THE LIFE INSURANCE COMPANY OF NORTH AMERICA

SCHEDULE Y
PART 1A - DETAIL OF INSURANCE HOLDING COMPANY SYSTEM

1	2	3	4	5	6	7	8	9	10	11	12	13	14	15	16
Group Code	Group Name	NAIC Company Code	ID Number	Federal RSSD	CIK	Name of Securities Exchange if Publicly Traded (U.S. or International)	Names of Parent, Subsidiaries Or Affiliates	Domi-ciliary Location	Relation-ship to Reporting Entity	Directly Controlled by (Name of Entity/Person)	Type of Control (Ownership, Board, Management, Attorney-in-Fact, Influence, Other)	If Control is Ownership Provide Per-centage	Ultimate Controlling Entity(ies)/Person(s)	Is an SCA Filing Re-quired? (Yes/No)	*
			32-0442193				REEP-IND LYMAN MA LLC	DE	NIA	New York Life Insurance Company	Ownership	100.000	New York Life Insurance Company	NO	
			83-4607723				REEP-IND MCP II NC LLC	DE	NIA	New York Life Insurance Company	Ownership	100.000	New York Life Insurance Company	NO	
			83-4626597				REEP-IND MCP III NC LLC	DE	NIA	New York Life Insurance Company	Ownership	100.000	New York Life Insurance Company	NO	
			83-4646530				REEP-IND MCP IV NC LLC	DE	NIA	New York Life Insurance Company	Ownership	100.000	New York Life Insurance Company	NO	
			83-4685915				REEP-IND MCP V NC LLC	DE	NIA	New York Life Insurance Company	Ownership	100.000	New York Life Insurance Company	NO	
			83-4592121				REEP-IND MCP VII NC LLC	DE	NIA	New York Life Insurance Company	Ownership	100.000	New York Life Insurance Company	NO	
							REEP-IND MCP III OWNER NC LLC	DE	NIA	New York Life Insurance Company	Ownership	100.000	New York Life Insurance Company	NO	
							REEP-IND RTG NC LLC	DE	NIA	New York Life Insurance Company	Ownership	100.000	New York Life Insurance Company	NO	
							REEP-IND STANFORD COURT	DE	NIA	New York Life Insurance Company	Ownership	101.000	New York Life Insurance Company	NO	
							REEP-IND Simonton TX LLC	DE	NIA	New York Life Insurance Company	Ownership	100.000	New York Life Insurance Company	NO	
							REEP-IND Valley View TX LLC	DE	NIA	New York Life Insurance Company	Ownership	100.000	New York Life Insurance Company	NO	
							REEP-IND Valwood TX LLC	DE	NIA	New York Life Insurance Company	Ownership	100.000	New York Life Insurance Company	NO	
							REEP-MF 960 East Paces Ferry GA LLC	DE	NIA	New York Life Insurance Company	Ownership	100.000	New York Life Insurance Company	NO	
			82-1945938				REEP-MF 960 EPF Opco GA LLC	DE	NIA	New York Life Insurance Company	Ownership	100.000	New York Life Insurance Company	NO	
			84-4102691				REEP-MF Emblem DE LLC	DE	NIA	New York Life Insurance Company	Ownership	100.000	New York Life Insurance Company	NO	
			84-4056296				REEP-MF Gateway TAF UT LLC	DE	NIA	New York Life Insurance Company	Ownership	99.000	New York Life Insurance Company	NO	
							New York Life Insurance and Annuity Corporation	DE	NIA	REEP-MF Gateway TAF UT LLC	Ownership	1.000	New York Life Insurance Company	NO	
			84-4056296				REEP-WP Gateway TAB JV LLC	DE	NIA	New York Life Insurance and Annuity Corporation	Ownership	99.000	New York Life Insurance Company	NO	
			84-4028263				REEP-WP Gateway TAB JV LLC	DE	NIA	New York Life Insurance and Annuity Corporation	Ownership	1.000	New York Life Insurance Company	NO	
			84-4028263				REEP-MF Issaquah WA LLC	DE	NIA	New York Life Insurance Company	Ownership	100.000	New York Life Insurance Company	NO	
							REEP-MF Mount Vernon GA LLC	DE	NIA	New York Life Insurance Company	Ownership	100.000	New York Life Insurance Company	NO	
							REEP-MF Mount Laurel NJ LLC	DE	NIA	New York Life Insurance Company	Ownership	100.000	New York Life Insurance Company	NO	
							REEP-MF NORTH PARK CA LLC	DE	NIA	New York Life Insurance Company	Ownership	100.000	New York Life Insurance Company	NO	
							REEP-AVERY OWNER LLC	DE	NIA	New York Life Insurance Company	Ownership	100.000	New York Life Insurance Company	NO	
							REEP-MF One City Center NC LLC	DE	NIA	New York Life Insurance Company	Ownership	101.000	New York Life Insurance Company	NO	
							REEP-MF Verde NC LLC	DE	NIA	New York Life Insurance Company	Ownership	100.000	New York Life Insurance Company	NO	
							REEP-MF Wallingford WA LLC	DE	NIA	New York Life Insurance Company	Ownership	100.000	New York Life Insurance Company	NO	
			87-1661026				REEP-MF STEWART AZ HOLDER LLC	DE	NIA	New York Life Insurance Company	Ownership	100.000	New York Life Insurance Company	NO	
							REEP-OFC Bellevue WA LLC	DE	NIA	New York Life Insurance Company	Ownership	100.000	New York Life Insurance Company	NO	
							REEP-OFC Financial Center FL LLC	DE	NIA	New York Life Insurance Company	Ownership	100.000	New York Life Insurance Company	NO	
							REEP-OFC WATER RIDGE NC HOLDCO LLC	DE	NIA	New York Life Insurance Company	Ownership	100.000	New York Life Insurance Company	NO	
							REEP-OFC ONE WATER RIDGE NC LLC	DE	NIA	New York Life Insurance Company	Ownership	100.000	New York Life Insurance Company	NO	
							REEP-OFC TWO WATER RIDGE NC LLC	DE	NIA	New York Life Insurance Company	Ownership	100.000	New York Life Insurance Company	NO	
							REEP-OFC FOUR WATER RIDGE NC LLC	DE	NIA	New York Life Insurance Company	Ownership	100.000	New York Life Insurance Company	NO	
							REEP-OFC FIVE WATER RIDGE NC LLC	DE	NIA	New York Life Insurance Company	Ownership	100.000	New York Life Insurance Company	NO	
							REEP-OFC SIX WATER RIDGE NC LLC	DE	NIA	New York Life Insurance Company	Ownership	100.000	New York Life Insurance Company	NO	
							REEP-OFC SEVEN WATER RIDGE NC LLC	DE	NIA	New York Life Insurance Company	Ownership	100.000	New York Life Insurance Company	NO	
							REEP-OFC EIGHT WATER RIDGE NC LLC	DE	NIA	New York Life Insurance Company	Ownership	100.000	New York Life Insurance Company	NO	
							REEP-OFC NINE WATER RIDGE NC LLC	DE	NIA	New York Life Insurance Company	Ownership	100.000	New York Life Insurance Company	NO	
							REEP-OFC TEN WATER RIDGE NC LLC	DE	NIA	New York Life Insurance Company	Ownership	100.000	New York Life Insurance Company	NO	
							REEP-OFC ELEVEN WATER RIDGE NC LLC	DE	NIA	New York Life Insurance Company	Ownership	100.000	New York Life Insurance Company	NO	
			81-2351415				REEP-MF FOUNTAIN PLACE MN LLC	DE	NIA	New York Life Insurance Company	Ownership	100.000	New York Life Insurance Company	NO	
			81-2456809				REEP-MF FOUNTAIN PLACE LLC	DE	NIA	REEP-MF FOUNTAIN PLACE MN LLC	Ownership	100.000	New York Life Insurance Company	NO	
			85-3514927				REEP-MF Park-Line FL LLC	DE	NIA	New York Life Insurance Company	Ownership	100.000	New York Life Insurance Company	NO	
							REEP-OFC 2300 EMPIRE CA LLC	DE	NIA	New York Life Insurance Company	Ownership	100.000	New York Life Insurance Company	NO	
							REEP-IND 10 WEST II AZ LLC	DE	NIA	New York Life Insurance Company	Ownership	100.000	New York Life Insurance Company	NO	
							REEP-RTL Flemington NJ LLC	DE	NIA	New York Life Insurance Company	Ownership	100.000	New York Life Insurance Company	NO	
							REEP-RTL Mill Creek NJ LLC	DE	NIA	New York Life Insurance Company	Ownership	100.000	New York Life Insurance Company	NO	
			85-3592979				REEP-RTL NPM GA LLC	DE	NIA	New York Life Insurance Company	Ownership	100.000	New York Life Insurance Company	NO	
							REEP OFC 515 Post Oak TX LLC	DE	NIA	New York Life Insurance Company	Ownership	100.000	New York Life Insurance Company	NO	
							REEP-RTL DTC VA LLC	DE	NIA	New York Life Insurance Company	Ownership	39.000	New York Life Insurance Company	NO	

STATEMENT AS OF SEPTEMBER 30, 2022 OF THE LIFE INSURANCE COMPANY OF NORTH AMERICA

SCHEDULE Y
PART 1A - DETAIL OF INSURANCE HOLDING COMPANY SYSTEM

1	2	3	4	5	6	7	8	9	10	11	12	13	14	15	16
Group Code	Group Name	NAIC Company Code	ID Number	Federal RSSD	CIK	Name of Securities Exchange if Publicly Traded (U.S. or International)	Names of Parent, Subsidiaries Or Affiliates	Domi-ciliary Location	Relation-ship to Reporting Entity	Directly Controlled by (Name of Entity/Person)	Type of Control (Ownership, Board, Management, Attorney-in-Fact, Influence, Other)	If Control is Owner-ship Provide Percen-tage	Ultimate Controlling Entity(ies)/Person(s)	Is an SCA Filing Re-quired? (Yes/No)	*
			87-2706041				REEP-RTL DTC VA LLC	DE	NIA	New York Life Insurance and Annuity Corporation	Ownership	61.000	New York Life Insurance Company	NO	
			87-2706041				REEP-RTL DTC-S VA LLC	DE	NIA	New York Life Insurance Company	Ownership	37.000	New York Life Insurance Company	NO	
							REEP-RTL DTC-S VA LLC	DE	NIA	New York Life Insurance and Annuity Corporation	Ownership	63.000	New York Life Insurance Company	NO	
							REEP-IND ROMULUS MI LLC	DE	NIA	New York Life Real Estate Holdings	Ownership	100.000	New York Life Insurance Company	NO	
							REEP-NPD ROMULUS JV LLC	DE	NIA	REEP-IND ROMULUS MI LLC	Ownership	87.140	New York Life Insurance Company	NO	
							NJIND Raritan Center LLC	DE	NIA	New York Life Insurance Company	Ownership	100.000	New York Life Insurance Company	NO	
							NJIND Talmadge Road LLC	DE	NIA	New York Life Insurance Company	Ownership	100.000	New York Life Insurance Company	NO	
							NJIND Melrich Road LLC	DE	NIA	New York Life Insurance Company	Ownership	100.000	New York Life Insurance Company	NO	
							FP Building 18, LLC	DE	NIA	New York Life Insurance Company	Ownership	100.000	New York Life Insurance Company	NO	
							FP Building 19, LLC	DE	NIA	New York Life Insurance Company	Ownership	100.000	New York Life Insurance Company	NO	
							Enclave CAF, LLC	DE	NIA	New York Life Insurance Company	Ownership	100.000	New York Life Insurance Company	NO	
							Summitt Ridge Apartments, LLC	DE	NIA	New York Life Insurance Company	Ownership	100.000	New York Life Insurance Company	NO	
							PTC Acquisitions, LLC	DE	NIA	New York Life Insurance Company	Ownership	100.000	New York Life Insurance Company	NO	
							Martingale Road LLC	DE	NIA	New York Life Insurance Company	Ownership	100.000	New York Life Insurance Company	NO	
							New York Life Funding	CYM	OTH	New York Life Insurance Company	Other	0.000	New York Life Insurance Company	NO	5
							New York Life Global Funding	DE	OTH	New York Life Insurance Company	Other	0.000	New York Life Insurance Company	NO	5
							Government Energy Savings Trust 2003-A	NY	OTH	New York Life Insurance Company	Influence	0.000	New York Life Insurance Company	NO	6
							UFI-NOR Federal Receivables Trust, Series 2009B	NY	OTH	New York Life Insurance Company	Influence	0.000	New York Life Insurance Company	NO	6
							JREP Fund Holdings I, L.P.	CYM	NIA	New York Life Insurance Company	Ownership	12.500	New York Life Insurance Company	NO	
							Jaguar Real Estate Partners L.P.	CYM	NIA	New York Life Insurance Company	Ownership	30.300	New York Life Insurance Company	NO	
							NYLIFE Office Holdings Member LLC	DE	NIA	New York Life Insurance Company	Ownership	51.000	New York Life Insurance Company	NO	
					0001711406		NYLIFE Office Holdings LLC	DE	NIA	NYLIFE Office Holdings Member LLC	Ownership	51.000	New York Life Insurance Company	NO	
					0001728620		NYLIFE Office Holdings REIT LLC	DE	NIA	NYLIFE Office Holdings LLC	Ownership	100.000	New York Life Insurance Company	NO	
							REEP-OFC DRAKES LANDING LLC	DE	NIA	NYLIFE Office Holdings REIT LLC	Ownership	100.000	New York Life Insurance Company	NO	
							REEP-OFC CORPORATE POINTE CA LLC	DE	NIA	NYLIFE Office Holdings REIT LLC	Ownership	100.000	New York Life Insurance Company	NO	
							REEP-OFC VON KARMAN CA LLC	DE	NIA	NYLIFE Office Holdings REIT LLC	Ownership	100.000	New York Life Insurance Company	NO	
							REEP-OFC ONE BOWDOIN SQUARE MA LLC	DE	NIA	NYLIFE Office Holdings REIT LLC	Ownership	100.000	New York Life Insurance Company	NO	
							REEP-OFC 525 N Tryon NC LLC	DE	NIA	NYLIFE Office Holdings REIT LLC	Ownership	100.000	New York Life Insurance Company	NO	
			47-2591038				525 Charlotte Office LLC	DE	NIA	REEP-OFC 525 N Tryon NC LLC	Ownership	100.000	New York Life Insurance Company	NO	
					0001728621		NYLIFE Office Holdings Acquisition REIT LLC	DE	NIA	NYLIFE Office Holdings LLC	Ownership	100.000	New York Life Insurance Company	NO	
							REEP OFC Westory DC LLC	DE	NIA		Ownership	100.000	New York Life Insurance Company	NO	
							Skyhigh SPV Note Issuer 2020 Parent Trust	DE	OTH	New York Life Insurance Company	Influence	0.000	New York Life Insurance Company	NO	6
							Skyhigh SPV Note Issuer 2020 LLC	DE	OTH	New York Life Insurance Company	Influence	0.000	New York Life Insurance Company	NO	6
							Sol Invictus Note Issuer 2021-1 LLC	DE	OTH	New York Life Insurance Company	Influence	0.000	New York Life Insurance Company	NO	11
							Veritas Doctrina Note Issuer SPV LLC	DE	OTH	New York Life Insurance Company	Influence	0.000	New York Life Insurance Company	NO	11
							MSVEF Investor LLC	DE	NIA	New York Life Insurance Company	Ownership	100.000	New York Life Insurance Company	NO	
					0001742549		MSVEF Feeder LP	DE	NIA	MSVEF Investor LLC	Ownership	55.560	New York Life Insurance Company	NO	
							MSVEF REIT LLC	DE	NIA	MSVEF Feeder LP	Ownership	55.560	New York Life Insurance Company	NO	
							Madison Square Value Enhancement Fund LP	DE	NIA	MSVEF REIT LLC	Ownership	51.000	New York Life Insurance Company	NO	
							MSVEF-MF Evanston GP LLC	DE	NIA	Madison Square Value Enhancement Fund LP	Ownership	51.000	New York Life Insurance Company	NO	
							MSVEF-MF Evanston II LP	DE	NIA	MSVEF-MF Evanston GP LLC	Ownership	51.000	New York Life Insurance Company	NO	
							MSVEF-MF HUNTINGTON PARK GP LLC	DE	NIA	Madison Square Value Enhancement Fund LP	Ownership	100.000	New York Life Insurance Company	NO	
							MSVEF-MF HUNTINGTON PARK IIA LP	DE	NIA	MSVEF-MF HUNTINGTON PARK GP LLC	Ownership	100.000	New York Life Insurance Company	NO	
							MSVEF-OFC Tampa GP LLC	DE	NIA	Madison Square Value Enhancement Fund LP	Ownership	100.000	New York Life Insurance Company	NO	
							MSVEF-OFC WFC Tampa FL LP	DE	NIA	MSVEF-OFC Tampa GP LLC	Ownership	100.000	New York Life Insurance Company	NO	
							MSVEF-FG WFC Tampa JV LP	DE	NIA	MSVEF-OFC WFC Tampa FL LP	Ownership	94.590	New York Life Insurance Company	NO	
							MSVEF-OFC WFC Tampa PO GP LLC	DE	NIA	MSVEF-FG WFC Tampa JV LP	Ownership	100.000	New York Life Insurance Company	NO	
							MSVEF-FG WFC Property Owner LP	DE	NIA	MSVEF-OFC WFC Tampa PO GP LLC	Ownership	100.000	New York Life Insurance Company	NO	
							MSVEF-IND Commerce 303 GP LLC	DE	NIA	Madison Square Value Enhancement Fund LP	Ownership	100.000	New York Life Insurance Company	NO	
							MSVEF-IND Commerce 303 AZ LP	DE	NIA	MSVEF-IND Commerce 303 GP LLC	Ownership	100.000	New York Life Insurance Company	NO	

STATEMENT AS OF SEPTEMBER 30, 2022 OF THE LIFE INSURANCE COMPANY OF NORTH AMERICA

SCHEDULE Y

PART 1A - DETAIL OF INSURANCE HOLDING COMPANY SYSTEM

1	2	3	4	5	6	7	8	9	10	11	12	13	14	15	16
Group Code	Group Name	NAIC Company Code	ID Number	Federal RSSD	CIK	Name of Securities Exchange if Publicly Traded (U.S. or International)	Names of Parent, Subsidiaries Or Affiliates	Domi-ciliary Location	Relation-ship to Reporting Entity	Directly Controlled by (Name of Entity/Person)	Type of Control (Ownership, Board, Management, Attorney-in-Fact, Influence, Other)	If Control is Owner-ship Provide Percen-tage	Ultimate Controlling Entity(ies)/Person(s)	Is an SCA Filing Re-quired? (Yes/No)	*
			88-2404158				MSVEF-SW Commerce 303 JV LP	.DE	.NIA	MSVEF-IND Commerce 303 AZ LP	Ownership	95.000	New York Life Insurance Company	.NO	
							MSVEF-MF Pennbrook Station GP LLC	.DE	.NIA	Madison Square Value Enhancement Fund LP	Ownership	51.000	New York Life Insurance Company	.NO	
			88-2389603				MSVEF-MF Pennbrook Station PA LP (Delaware) (MSVEFLP: 51%; GPLLC: 0%)	.DE	.NIA	MSVEF-MF Pennbrook Station GP LLC	Ownership	51.000	New York Life Insurance Company	.NO	
							SEAF Sichuan SME Investment Fund LLC	.DE	.NIA	New York Life Enterprises LLC	Ownership	39.980	New York Life Insurance Company	.NO	
			98-0412951				New York Life International Holdings Limited	.MUS	.NIA	New York Life Enterprises LLC	Ownership	84.380	New York Life Insurance Company	.NO	
			98-0412951				New York Life International Holdings Limited	.MUS	.NIA	NYL Cayman Holdings Ltd.	Ownership	15.620	New York Life Insurance Company	.NO	
							Max Ventures and Industries Limited	.IND	.NIA	New York Life International Holdings Limited	Ownership	21.300	New York Life Insurance Company	.NO	
							Max Ventures and Industries Limited	.IND	.NIA	New York Life Insurance Company	Ownership	1.400	New York Life Insurance Company	.NO	
							Max I Ltd.	.IND	.NIA	Max Ventures and Industries Limited	Ownership	100.000	New York Life Insurance Company	.NO	
							Max Assets Services Ltd.	.IND	.NIA	Max Ventures and Industries Limited	Ownership	100.000	New York Life Insurance Company	.NO	
							Max Specialty Films Ltd.	.IND	.NIA	Max Ventures and Industries Limited	Ownership	51.000	New York Life Insurance Company	.NO	
							Max Estates Ltd.	.IND	.NIA	Max Ventures and Industries Limited	Ownership	100.000	New York Life Insurance Company	.NO	
							Max Square Limited	.IND	.NIA	Max Estates Ltd.	Ownership	51.000	New York Life Insurance Company	.NO	
							Max Square Limited	.IND	.NIA	New York Life Insurance Company	Ownership	49.000	New York Life Insurance Company	.NO	
							Pharmax Corporation Ltd.	.IND	.NIA	Max Estates Ltd.	Ownership	85.170	New York Life Insurance Company	.NO	
							Wise Zone Builders Pvt. Ltd.	.IND	.NIA	Max Estates Ltd.	Ownership	100.000	New York Life Insurance Company	.NO	
							NYL Cayman Holdings Ltd.	.CYM	.NIA	New York Life Enterprises LLC	Ownership	100.000	New York Life Insurance Company	.NO	
							NYL Worldwide Capital Investments, LLC	.DE	.NIA	NYL Cayman Holdings Ltd.	Ownership	100.000	New York Life Insurance Company	.NO	
							Seguros Monterrey New York Life, S.A. de C.V.	.MEX	.IA	New York Life Enterprises LLC	Ownership	99.998	New York Life Insurance Company	.NO	
							Seguros Monterrey New York Life, S.A. de C.V.	.MEX	.IA	NYL Worldwide Capital Investments	Ownership	0.002	New York Life Insurance Company	.NO	
							Administradora de Conductos SMNYL, S.A. de C.V.	.MEX	.NIA	Seguros Monterrey New York Life, S.A. de C.V.	Ownership	99.000	New York Life Insurance Company	.NO	
							Agencias de Distribucion SMNYL, S.A. de C.V.	.MEX	.NIA	Seguros Monterrey New York Life, S.A. de C.V.	Ownership	99.000	New York Life Insurance Company	.NO	
							Inmobiliaria SMNYL, S.A. de C.V.	.MEX	.NIA	Seguros Monterrey New York Life, S.A. de C.V.	Ownership	99.000	New York Life Insurance Company	.NO	
							Inmobiliaria SMNYL, S.A. de C.V.	.MEX	.NIA	Agencias de Distribucion SMNYL, S.A. de C.V.	Ownership	1.000	New York Life Insurance Company	.NO	
			26-1483563				Eagle Strategies LLC	.DE	.NIA	NYLIFE LLC	Ownership	100.000	New York Life Insurance Company	.NO	
			84-5183198				Fabric of Family LLC	.DE	.NIA	NYLIFE LLC	Ownership	100.000	New York Life Insurance Company	.NO	
			13-3853547				New York Life Capital Corporation	.DE	.NIA	NYLIFE LLC	Ownership	100.000	New York Life Insurance Company	.NO	
			13-3808042		0001033244		New York Life Trust Company	.NY	.NIA	NYLIFE LLC	Ownership	100.000	New York Life Insurance Company	.NO	
			27-0145686		0000071637		NYLIFE Securities LLC	.DE	.NIA	NYLIFE LLC	Ownership	100.000	New York Life Insurance Company	.NO	
			13-3929029				NYLINK Insurance Agency Incorporated	.DE	.NIA	NYLIFE LLC	Ownership	100.000	New York Life Insurance Company	.NO	
							NYLUK I Company	.GBR	.NIA	NYLIFE LLC	Ownership	100.000	New York Life Insurance Company	.NO	
							NYLUK II Company	.GBR	.NIA	NYLUK I Company	Ownership	100.000	New York Life Insurance Company	.NO	
							Gresham Mortgage	.GBR	.NIA	NYLUK II Company	Ownership	100.000	New York Life Insurance Company	.NO	
							W Construction Company	.GBR	.NIA	NYLUK II Company	Ownership	100.000	New York Life Insurance Company	.NO	
							WUT	.GBR	.NIA	NYLUK II Company	Ownership	100.000	New York Life Insurance Company	.NO	
							WIM (AIM)	.GBR	.NIA	NYLUK II Company	Ownership	100.000	New York Life Insurance Company	.NO	
							NYL Investors (U.K.) Limited	.GBR	.NIA	NYL Investors LLC	Ownership	100.000	New York Life Insurance Company	.NO	
							NYL Investors REIT Manager LLC	.DE	.NIA	NYL Investors LLC	Ownership	100.000	New York Life Insurance Company	.NO	
							NYL Investors NCVAD II GP, LLC	.DE	.NIA	NYL Investors LLC	Ownership	100.000	New York Life Insurance Company	.NO	
							MNCVAD II-MF HENLEY CA LLC	.DE	.NIA	McMorgan Northern California Value Add/Development Fund II, L.P.	Ownership	100.000	New York Life Insurance Company	.NO	
							MNCVAD II-SP HENLEY JV LLC	.DE	.NIA	MNCVAD II-MF HENLEY CA LLC	Ownership	90.000	New York Life Insurance Company	.NO	
							MNCVAD II-SP HENLEY OWNER LLC	.DE	.NIA	MNCVAD II-SP HENLEY JV LLC	Ownership	100.000	New York Life Insurance Company	.NO	

STATEMENT AS OF SEPTEMBER 30, 2022 OF THE LIFE INSURANCE COMPANY OF NORTH AMERICA

SCHEDULE Y
PART 1A - DETAIL OF INSURANCE HOLDING COMPANY SYSTEM

1	2	3	4	5	6	7	8	9	10	11	12	13	14	15	16
Group Code	Group Name	NAIC Company Code	ID Number	Federal RSSD	CIK	Name of Securities Exchange if Publicly Traded (U.S. or International)	Names of Parent, Subsidiaries Or Affiliates	Domi-ciliary Location	Relation-ship to Reporting Entity	Directly Controlled by (Name of Entity/Person)	Type of Control (Ownership, Board, Management, Attorney-in-Fact, Influence, Other)	If Control is Owner-ship Provide Percen-tage	Ultimate Controlling Entity(ies)/Person(s)	Is an SCA Filing Re-quired? (Yes/No)	*
							MNCVAD 11-OFC 770 L Street CA LLC	DE	NIA	McMorgan Northern California Value Add/Development Fund II, L.P.	Ownership.....	100.000	New York Life Insurance Company	NO	
							MNCVAD 11-MF UNION CA LLC	DE	NIA	McMorgan Northern California Value Add/Development Fund II, L.P.	Ownership.....	100.000	New York Life Insurance Company	NO	
							MNCVAD 11- HOLLIDAY UNION JV LLC	DE	NIA	MNCVAD 11-MF UNION CA LLC	Ownership.....	90.000	New York Life Insurance Company	NO	
							MNCVAD 11-OFC HARBORS CA LLC	DE	NIA	McMorgan Northern California Value Add/Development Fund II, L.P.	Ownership.....	100.000	New York Life Insurance Company	NO	
							MNCVAD 11-SEAGATE HARBORS LLC	DE	NIA	MNCVAD 11-OFC HARBORS CA LLC	Ownership.....	90.000	New York Life Insurance Company	NO	
							MNCVAD 11-OFC 630 K Street CA LLC	DE	NIA	McMorgan Northern California Value Add/Development Fund II, L.P.	Ownership.....	100.000	New York Life Insurance Company	NO	
							MNCVAD 11-IND SHILOH CA LLC	DE	NIA	McMorgan Northern California Value Add/Development Fund II, L.P.	Ownership.....	100.000	New York Life Insurance Company	NO	
							MNCVAD 11-BIG SHILOH JC LLC	DE	NIA	MNCVAD 11-IND SHILOH CA LLC	Ownership.....	90.000	New York Life Insurance Company	NO	
			84-1758196				MSSDF GP LLC	DE	NIA	NYL Investors LLC	Ownership.....	100.000	New York Life Insurance Company	NO	
			84-1781419				MSSDF Member LLC	DE	NIA	New York Life Insurance Company	Ownership.....	35.000	New York Life Insurance Company	NO	
										New York Life Insurance and Annuity Corporation	Ownership.....	65.000	New York Life Insurance Company	NO	
			84-1781419				MSSDF Member LLC	DE	NIA	MSSDF Member LLC	Ownership.....	40.400	New York Life Insurance Company	NO	
			84-1797003				Madison Square Structured Debt Fund LP	DE	NIA	Madison Square Structured Debt Fund LP	Ownership.....	100.000	New York Life Insurance Company	NO	
			84-1819107				MSSDF REIT LLC	DE	NIA	MSSDF REIT LLC	Ownership.....	100.000	New York Life Insurance Company	NO	
			84-1825208				MSSDF REIT Funding Sub I LLC	DE	NIA	MSSDF REIT LLC	Ownership.....	100.000	New York Life Insurance Company	NO	
			85-4113067				MSSDF REIT Funding Sub II LLC	DE	NIA	MSSDF REIT LLC	Ownership.....	100.000	New York Life Insurance Company	NO	
			85-4120070				MSSDF REIT Funding Sub III LLC	DE	NIA	MSSDF REIT LLC	Ownership.....	100.000	New York Life Insurance Company	NO	
							MSSDF REIT Funding Sub IV LLC	DE	NIA	MSSDF REIT LLC	Ownership.....	100.000	New York Life Insurance Company	NO	
			87-3760197				MSSDF REIT Funding Sub V LLC	DE	NIA	MSSDF REIT LLC	Ownership.....	100.000	New York Life Insurance Company	NO	
							MSSDF REIT Funding Sub VI LLC (Delaware)	DE	NIA	MSSDF REIT LLC	Ownership.....	100.000	New York Life Insurance Company	NO	
							MSSDF REIT Funding Sub VII LLC (Delaware)	DE	NIA	MSSDF REIT LLC	Ownership.....	100.000	New York Life Insurance Company	NO	
							MSSIV GP LLC (Delaware)	DE	NIA	NYL Investors LLC	Ownership.....	100.000	New York Life Insurance Company	NO	
							Madison Square Strategic Investments Venture LP	DE	NIA	MSSIV GP	Ownership.....	51.000	New York Life Insurance Company	NO	
										Madison Square Strategic Investments Venture LP	Ownership.....	51.000	New York Life Insurance Company	NO	
							MSSIV REIT Manager LLC (Delaware)	DE	NIA	Madison Square Strategic Investments Venture LP	Ownership.....	51.000	New York Life Insurance Company	NO	
							Madison Square Strategic Investments Venture REIT LLC	DE	NIA	Madison Square Strategic Investments Venture LP	Ownership.....	51.000	New York Life Insurance Company	NO	
							MSSIV NYL Investor Member LLC (Delaware)	DE	NIA	New York Life Insurance Company	Ownership.....	90.000	New York Life Insurance Company	NO	
										New York Life Insurance and Annuity Corporation	Ownership.....	10.000	New York Life Insurance Company	NO	
							MSSIV NYL Investor Member LLC (Delaware)	DE	NIA	NYL Investors LLC	Ownership.....	100.000	New York Life Insurance Company	NO	
							MSVEF GP LLC	DE	NIA	NYL Investors LLC	Ownership.....	100.000	New York Life Insurance Company	NO	
							MCPP GP LLC	DE	NIA	NYL Investors LLC	Ownership.....	100.000	New York Life Insurance Company	NO	
			94-3390961				Madison Core Property Fund LP	DE	NIA	NYL Investors LLC	Management.....	0.000	New York Life Insurance Company	NO	9
			83-4025228				MCPP Holdings Manager LLC	DE	NIA	Madison Core Property Fund LP	Ownership.....	100.000	New York Life Insurance Company	NO	
			83-4049223				MCPP MA Holdings LLC	DE	NIA	Madison Core Property Fund LP	Ownership.....	100.000	New York Life Insurance Company	NO	
							MCPP Holdings LLC	DE	NIA	Madison Core Property Fund LP	Ownership.....	100.000	New York Life Insurance Company	NO	
							MADISON-IND TAMARAC FL	DE	NIA	Madison Core Property Fund LP	Ownership.....	100.000	New York Life Insurance Company	NO	
							MADISON-OFC BRICKELL FL LLC	DE	NIA	Madison Core Property Fund LP	Ownership.....	100.000	New York Life Insurance Company	NO	
							MADISON-IND POWAY CA LLC	DE	NIA	Madison Core Property Fund LP	Ownership.....	100.000	New York Life Insurance Company	NO	
							MADISON-LPC POWAY JV LLC (Delaware)	DE	NIA	Madison Core Property Fund LP	Ownership.....	100.000	New York Life Insurance Company	NO	
							MADISON-MF GRANARY FLATS TX LLC (Delaware)	DE	NIA	MADISON-LPC POWAY JV LLC (Delaware)	Ownership.....	100.000	New York Life Insurance Company	NO	
										MADISON-MF GRANARY FLATS TX LLC (Delaware)	Ownership.....	100.000	New York Life Insurance Company	NO	
							MADISON-AO GRANARY FLATS JV LLC (Delaware)	DE	NIA	MADISON-AO GRANARY FLATS JV LLC (Delaware)	Ownership.....	100.000	New York Life Insurance Company	NO	
							MADISON-AO GRANARY FLATS OWNER LLC (Delaware)	DE	NIA	MADISON-AO GRANARY FLATS JV LLC (Delaware)	Ownership.....	100.000	New York Life Insurance Company	NO	
											Ownership.....	100.000	New York Life Insurance Company	NO	
							WIREF Mill Creek, LLC	DE	NIA	Madison Core Property Fund LP	Ownership.....	100.000	New York Life Insurance Company	NO	
							WIREF Gateway, LLC	DE	NIA	Madison Core Property Fund LP	Ownership.....	100.000	New York Life Insurance Company	NO	
							WIREF Gateway Phases II and III, LLC	DE	NIA	Madison Core Property Fund LP	Ownership.....	100.000	New York Life Insurance Company	NO	

STATEMENT AS OF SEPTEMBER 30, 2022 OF THE LIFE INSURANCE COMPANY OF NORTH AMERICA

SCHEDULE Y

PART 1A - DETAIL OF INSURANCE HOLDING COMPANY SYSTEM

1	2	3	4	5	6	7	8	9	10	11	12	13	14	15	16
Group Code	Group Name	NAIC Company Code	ID Number	Federal RSSD	CIK	Name of Securities Exchange if Publicly Traded (U.S. or International)	Names of Parent, Subsidiaries Or Affiliates	Domi-ciliary Location	Relation-ship to Reporting Entity	Directly Controlled by (Name of Entity/Person)	Type of Control (Ownership, Board, Management, Attorney-in-Fact, Influence, Other)	If Control is Owner-ship Provide Percen-tage	Ultimate Controlling Entity(ies)/Person(s)	Is an SCA Filing Re-quired? (Yes/No)	*
							MIREF Delta Court, LLC	DE	NIA	Madison Core Property Fund LP	Ownership	100.000	New York Life Insurance Company	NO	
							MIREF Fremont Distribution Center, LLC	DE	NIA	Madison Core Property Fund LP	Ownership	100.000	New York Life Insurance Company	NO	
							MIREF Century, LLC	DE	NIA	Madison Core Property Fund LP	Ownership	100.000	New York Life Insurance Company	NO	
							MIREF Newpoint Commons, LLC	DE	NIA	Madison Core Property Fund LP	Ownership	100.000	New York Life Insurance Company	NO	
							MIREF Northsight, LLC	DE	NIA	Madison Core Property Fund LP	Ownership	100.000	New York Life Insurance Company	NO	
							MIREF Riverside, LLC	DE	NIA	Madison Core Property Fund LP	Ownership	100.000	New York Life Insurance Company	NO	
							MIREF Corporate Woods, LLC	DE	NIA	Madison Core Property Fund LP	Ownership	100.000	New York Life Insurance Company	NO	
							Bartons Lodge Apartments, LLC	DE	NIA	Madison Core Property Fund LP	Ownership	90.000	New York Life Insurance Company	NO	
							MIREF 101 East Crossroads, LLC	DE	NIA	Madison Core Property Fund LLC	Ownership	100.000	New York Life Insurance Company	NO	
							101 East Crossroads, LLC	DE	NIA	MIREF 101 East Crossroads, LLC	Ownership	100.000	New York Life Insurance Company	NO	
							MIREF Hawthorne, LLC	DE	NIA	Madison Core Property Fund LLC	Ownership	100.000	New York Life Insurance Company	NO	
							MIREF Auburn 277, LLC	DE	NIA	Madison Core Property Fund LLC	Ownership	100.000	New York Life Insurance Company	NO	
							MIREF Sumner North, LLC	DE	NIA	Madison Core Property Fund LLC	Ownership	100.000	New York Life Insurance Company	NO	
							MIREF Wellington, LLC	DE	NIA	Madison Core Property Fund LLC	Ownership	100.000	New York Life Insurance Company	NO	
							MIREF Warner Center, LLC	DE	NIA	Madison Core Property Fund LLC	Ownership	100.000	New York Life Insurance Company	NO	
							MADISON-MF Duluth GA LLC	DE	NIA	Madison Core Property Fund LLC	Ownership	100.000	New York Life Insurance Company	NO	
							MADISON-OFC Centerstone I CA LLC	DE	NIA	Madison Core Property Fund LLC	Ownership	100.000	New York Life Insurance Company	NO	
							MADISON-OFC Centerstone III CA LLC	DE	NIA	Madison Core Property Fund LLC	Ownership	100.000	New York Life Insurance Company	NO	
							MADISON-MOB Centerstone IV CA LLC	DE	NIA	Madison Core Property Fund LLC	Ownership	100.000	New York Life Insurance Company	NO	
			47-2279230				MADISON-OFC Centerpoint Plaza CA LLC	DE	NIA	Madison Core Property Fund LLC	Ownership	100.000	New York Life Insurance Company	NO	
			47-2283899				MADISON-IND Logistics NC LLC	DE	NIA	Madison Core Property Fund LLC	Ownership	100.000	New York Life Insurance Company	NO	
							MCPF-LRC Logistics LLC	DE	NIA	MADISON-IND Logistics NC LLC	Ownership	90.000	New York Life Insurance Company	NO	
							MADISON-MF Desert Mirage AZ LLC	DE	NIA	Madison Core Property Fund LLC	Ownership	100.000	New York Life Insurance Company	NO	
							MADISON-OFC One Main Place OR LLC	DE	NIA	Madison Core Property Fund LLC	Ownership	100.000	New York Life Insurance Company	NO	
							MADISON-IND Fenton MO LLC	DE	NIA	Madison Core Property Fund LLC	Ownership	100.000	New York Life Insurance Company	NO	
							MADISON-IND Hitzert Roadway MO LLC	DE	NIA	Madison Core Property Fund LLC	Ownership	100.000	New York Life Insurance Company	NO	
							MADISON-MF Hoyt OR LLC	DE	NIA	Madison Core Property Fund LLC	Ownership	100.000	New York Life Insurance Company	NO	
			47-5172577				MADISON-RTL Clifton Heights PA LLC	DE	NIA	Madison Core Property Fund LLC	Ownership	100.000	New York Life Insurance Company	NO	
							MADISON-IND Locust CA LLC	DE	NIA	Madison Core Property Fund LLC	Ownership	100.000	New York Life Insurance Company	NO	
			47-5640009				MADISON-OFC Weston Pointe FL LLC	DE	NIA	Madison Core Property Fund LLC	Ownership	100.000	New York Life Insurance Company	NO	
							MADISON-SP Henderson LLC	DE	NIA	Madison Core Property Fund LLC	Ownership	90.000	New York Life Insurance Company	NO	
							MADISON-MF MCCADDEN CA LLC	DE	NIA	Madison Core Property Fund LLC	Ownership	100.000	New York Life Insurance Company	NO	
							MADISON-OFC 1201 WEST IL LLC	DE	NIA	Madison Core Property Fund LLC	Ownership	100.000	New York Life Insurance Company	NO	
							MADISON-MCCAFFERY 1201 WEST IL LLC	DE	NIA	MADISON-OFC 1201 WEST IL LLC	Ownership	92.500	New York Life Insurance Company	NO	
							MADISON-MF CRESTONE AZ LLC	DE	NIA	Madison Core Property Fund LLC	Ownership	100.000	New York Life Insurance Company	NO	
			83-4019048				MADISON-MF TECH RIDGE TX LLC	DE	NIA	Madison Core Property Fund LLC	Ownership	100.000	New York Life Insurance Company	NO	
							MADISON-RTL SARASOTA FL, LLC	DE	NIA	Madison Core Property Fund LLC	Ownership	100.000	New York Life Insurance Company	NO	
							MADISON-MOB CITRACADO CA LLC	DE	NIA	Madison Core Property Fund LLC	Ownership	100.000	New York Life Insurance Company	NO	
							MADISON-MF THE MEADOWS WA LLC	DE	NIA	Madison Core Property Fund LLC	Ownership	100.000	New York Life Insurance Company	NO	
							MADISON-ACG THE MEADOWS JV LLC	DE	NIA	MADISON-ACG THE MEADOWS WA LLC	Ownership	100.000	New York Life Insurance Company	NO	
							MADISON-ACG THE MEADOWS OWNER LLC	DE	NIA	MADISON-ACG THE MEADOWS JV LLC	Ownership	100.000	New York Life Insurance Company	NO	
							Madison-MF Osprey QRS Inc	DE	NIA	Madison Core Property Fund LP	Ownership	100.000	New York Life Insurance Company	NO	
			87-4097153				Madison-MF Osprey NC GP LLC	DE	NIA	Madison-MF Osprey QRS Inc.	Ownership	100.000	New York Life Insurance Company	NO	
			87-4075458				Madison-MF Osprey NC LP	DE	NIA	Madison-MF Osprey QRS Inc.	Ownership	99.000	New York Life Insurance Company	NO	
							Madison-MF Osprey NC LP	DE	NIA	Madison-MF Osprey NC LP	Ownership	1.000	New York Life Insurance Company	NO	
							New York Life Investment Management Asia Limited	CYM	NIA	New York Life Investment Management Holdings LLC	Ownership	100.000	New York Life Insurance Company	NO	
										New York Life Investment Management Holdings LLC					
			13-4080466		0000061227		MacKay Shields LLC	DE	NIA		Ownership	100.000	New York Life Insurance Company	NO	
							MacKay Shields Emerging Markets Debt Portfolio	DE	NIA	MacKay Shields LLC	Ownership	100.000	New York Life Insurance Company	NO	
							MacKay Shields Core Plus Opportunities Fund GP LLC	DE	NIA	MacKay Shields LLC	Ownership	100.000	New York Life Insurance Company	NO	

STATEMENT AS OF SEPTEMBER 30, 2022 OF THE LIFE INSURANCE COMPANY OF NORTH AMERICA

SCHEDULE Y

PART 1A - DETAIL OF INSURANCE HOLDING COMPANY SYSTEM

1	2	3	4	5	6	7	8	9	10	11	12	13	14	15	16
Group Code	Group Name	NAIC Company Code	ID Number	Federal RSSD	CIK	Name of Securities Exchange if Publicly Traded (U.S. or International)	Names of Parent, Subsidiaries Or Affiliates	Domi-ciliary Loca-tion	Rela-tion-ship to Reporting Entity	Directly Controlled by (Name of Entity/Person)	Type of Control (Ownership, Board, Management, Attorney-in-Fact, Influence, Other)	If Control is Owner-ship Provide Percen-tage	Ultimate Controlling Entity(ies)/Person(s)	Is an SCA Filing Re-quired? (Yes/No)	*
			27-2851036		0001502131		MackKay Shields Core Plus / Opportunities Fund LP	DE	NIA	MackKay Shields Core Plus Opportunities Fund GP LLC	Ownership	100.000	New York Life Insurance Company	NO	
			27-0676586				MackKay Municipal Managers Opportunities GP LLC	DE	NIA	MackKay Shields LLC	Ownership	100.000	New York Life Insurance Company	NO	
			26-2332835		0001432467		MackKay Municipal Opportunities Master Fund, L.P.	DE	NIA	MackKay Municipal Managers Opportunities GP LLC	Ownership	100.000	New York Life Insurance Company	NO	
			22-2267512		0001432468		MackKay Municipal Opportunities Fund, L.P.	DE	NIA	MackKay Municipal Managers Opportunities GP LLC	Ownership	100.000	New York Life Insurance Company	NO	
			27-0676650				MackKay Municipal Managers Credit Opportunities GP, LLC	DE	NIA	MackKay Shields LLC	Ownership	100.000	New York Life Insurance Company	NO	
			30-0523736		0001460030		MackKay Municipal Credit Opportunities Master Fund, L.P.	DE	NIA	MackKay Municipal Managers Credit Opportunities GP LLC	Ownership	100.000	New York Life Insurance Company	NO	
			30-0523739		0001460023		MackKay Municipal Credit Opportunities Fund, L.P.	DE	NIA	MackKay Municipal Managers Credit Opportunities GP LLC	Ownership	100.000	New York Life Insurance Company	NO	
			38-4019880		0001700102		MackKay Municipal Credit Opportunities HL Fund, L.P.	DE	NIA	MackKay Municipal Managers Credit Opportunities GP LLC	Ownership	100.000	New York Life Insurance Company	NO	
			98-1374021				MackKay Municipal Managers Credit Opportunities HL (Cayman) GP LLC	CYM	NIA	MackKay Shields LLC	Ownership	100.000	New York Life Insurance Company	NO	
			98-1370729		0001710885		MackKay Municipal Credit Opportunities HL (Cayman) Fund, LP	CYM	NIA	MackKay Municipal Managers Credit Opportunities HL (Cayman) GP LLC	Ownership	100.000	New York Life Insurance Company	NO	
			45-3040968				MackKay Municipal Short Term Opportunities Fund GP LLC	DE	NIA	MackKay Shields LLC	Ownership	100.000	New York Life Insurance Company	NO	
			45-3041041		0001532022		MackKay Municipal Short Term Opportunities Fund LP	DE	NIA	MackKay Municipal Short Term Opportunities Fund GP LLC	Ownership	100.000	New York Life Insurance Company	NO	
							Plainview Funds plc	JRL	NIA	MackKay Shields LLC	Ownership	50.000	New York Life Insurance Company	NO	
							Plainview Funds plc	JRL	NIA	MackKay Shields LLC	Board of Directors	0.000	New York Life Insurance Company	NO	
			27-3064248				MackKay Shields High Yield Active Core Fund GP LLC	DE	NIA	MackKay Shields LLC	Ownership	100.000	New York Life Insurance Company	NO	
							MackKay Shields High Yield Active Core Fund LP	DE	NIA	MackKay Shields High Yield Active Core Fund GP LLC	Ownership	100.000	New York Life Insurance Company	NO	
			26-4248749		0001502130		MackKay Shields Credit Strategy Fund Ltd	DE	NIA	MackKay Shields LLC	Ownership	100.000	New York Life Insurance Company	NO	
			98-0540507				MackKay Shields Credit Strategy Partners LP	CYM	NIA	MackKay Shields LLC	Ownership	100.000	New York Life Insurance Company	NO	
			13-4357172	3859263			MackKay Shields Defensive Bond Arbitrage Fund Ltd.	DE	NIA	MackKay Shields LLC	Ownership	100.000	New York Life Insurance Company	NO	
					0001502133		MackKay Shields Defensive Bond Arbitrage Fund Ltd.	BMJ	NIA	MackKay Shields LLC	Ownership	0.170	New York Life Insurance Company	NO	
					0001502133		MackKay Shields Defensive Bond Arbitrage Fund Ltd.	BMJ	NIA	New York Life Insurance Company	Ownership	14.780	New York Life Insurance Company	NO	
			45-2732939				MackKay Shields Core Fixed Income Fund GP LLC	DE	NIA	MackKay Shields LLC	Ownership	100.000	New York Life Insurance Company	NO	
			45-2733007		0001529525		MackKay Shields Core Fixed Income Fund LP	DE	NIA	MackKay Shields Core Fixed Income Fund GP LLC	Ownership	100.000	New York Life Insurance Company	NO	
			82-1760156				MackKay Shields Select Credit Opportunities Fund GP LLC	DE	NIA	MackKay Shields LLC	Ownership	100.000	New York Life Insurance Company	NO	
							MackKay Shields Select Credit Opportunities Fund LP	DE	NIA	MackKay Shields Select Credit Opportunities Fund GP LLC	Ownership	100.000	New York Life Insurance Company	NO	
			81-4553436		0001703194		MackKay Shields (International) Ltd.	DE	NIA	MackKay Shields LLC	Ownership	100.000	New York Life Insurance Company	NO	
			98-1108933				MackKay Shields (Services) Ltd.	GBR	NIA	MackKay Shields LLC	Ownership	100.000	New York Life Insurance Company	NO	
			98-1108959				MackKay Shields UK LLP	GBR	NIA	MackKay Shields LLC	Ownership	100.000	New York Life Insurance Company	NO	
			98-1108940				MackKay Shields UK LLP	GBR	NIA	MackKay Shields (International) Ltd.	Ownership	99.000	New York Life Insurance Company	NO	
			98-1108940				MackKay Shields UK LLP	GBR	NIA	MackKay Shields (Services) Ltd.	Ownership	1.000	New York Life Insurance Company	NO	
			47-3358622				MackKay Municipal Managers California Opportunities GP LLC	DE	NIA	MackKay Shields LLC	Ownership	100.000	New York Life Insurance Company	NO	
							MackKay Municipal California Opportunities Fund, L.P.	DE	NIA	MackKay Municipal Managers California Opportunities GP LLC	Ownership	100.000	New York Life Insurance Company	NO	
			81-2401724				MackKay Municipal New York Opportunities GP LLC	DE	NIA	MackKay Shields LLC	Ownership	100.000	New York Life Insurance Company	NO	

STATEMENT AS OF SEPTEMBER 30, 2022 OF THE LIFE INSURANCE COMPANY OF NORTH AMERICA

SCHEDULE Y

PART 1A - DETAIL OF INSURANCE HOLDING COMPANY SYSTEM

1	2	3	4	5	6	7	8	9	10	11	12	13	14	15	16
Group Code	Group Name	NAIC Company Code	ID Number	Federal RSSD	CIK	Name of Securities Exchange if Publicly Traded (U.S. or International)	Names of Parent, Subsidiaries Or Affiliates	Domi-ciliary Loca-tion	Relation-ship to Reporting Entity	Directly Controlled by (Name of Entity/Person)	Type of Control (Ownership, Board, Management, Attorney-in-Fact, Influence, Other)	If Control is Owner-ship Provide Percen-tage	Ultimate Controlling Entity(ies)/Person(s)	Is an SCA Filing Re-quired? (Yes/No)	*
			38-4002797		0001685030		MackKay Municipal New York Opportunities Fund, L.P.	DE	NIA	MackKay Municipal New York Opportunities GP LLC	Ownership	100.000	New York Life Insurance Company	NO	
					0001700100		MackKay Municipal Opportunity HL Fund LP	DE	NIA	MackKay Municipal New York Opportunities GP LLC	Ownership	100.000	New York Life Insurance Company	NO	
			81-2575585				MackKay Municipal Capital Trading GP LLC	DE	NIA	MackKay Shields LLC	Ownership	100.000	New York Life Insurance Company	NO	
			36-4846547				MackKay Municipal Capital Trading Master Fund, L.P.	DE	NIA	MackKay Municipal Capital Trading GP LLC	Ownership	100.000	New York Life Insurance Company	NO	
			37-1836504				MackKay Municipal Capital Trading Fund, L.P.	DE	NIA	MackKay Municipal Capital Trading GP LLC	Ownership	100.000	New York Life Insurance Company	NO	
			81-4932734				MackKay Municipal Managers Strategic Opportunities GP LLC	DE	NIA	MackKay Shields LLC	Ownership	100.000	New York Life Insurance Company	NO	
			37-1846456		0001701742		MackKay Municipal Strategic Opportunities Fund LP	DE	NIA	MackKay Municipal Managers Strategic Opportunities GP LLC	Ownership	100.000	New York Life Insurance Company	NO	
			82-1728099				MackKay Shields US Equity Market Neutral Fund GP LLC	DE	NIA	MackKay Shields LLC	Ownership	100.000	New York Life Insurance Company	NO	
			27-4320205		0001510983		MackKay Cornerstone US Equity Market Neutral Fund LP	DE	NIA	MackKay Shields US Equity Market Neutral Fund GP LLC	Ownership	100.000	New York Life Insurance Company	NO	
			82-1715543				MackKay Shields Intermediate Bond Fund GP LLC	DE	NIA	MackKay Shields LLC	Ownership	100.000	New York Life Insurance Company	NO	
			82-1716026		0001715261		MackKay Shields Intermediate Bond Fund LP	DE	NIA	MackKay Shields Intermediate Bond Fund GP LLC	Ownership	100.000	New York Life Insurance Company	NO	
			13-4080466				MackKay Shields General Partner (L/S) LLC	DE	NIA	MackKay Shields LLC	Ownership	100.000	New York Life Insurance Company	NO	
			02-0633343				MackKay Shields Long/Short Fund (Master)	DE	NIA	MackKay Shields General Partner (L/S) LLC	Ownership	100.000	New York Life Insurance Company	NO	
							MackKay Municipal Managers Opportunities Allocation GP LLC	DE	NIA	MackKay Shields LLC	Ownership	100.000	New York Life Insurance Company	NO	
			83-3051488				MackKay Municipal Managers Opportunities Allocation Master Fund LP	DE	NIA	MackKay Municipal Managers Opportunities Allocation GP LLC	Ownership	100.000	New York Life Insurance Company	NO	
			83-3085547				MackKay Municipal Managers Opportunities Allocation Fund A LP	DE	NIA	MackKay Municipal Managers Opportunities Allocation GP LLC	Ownership	100.000	New York Life Insurance Company	NO	
			83-3088001				MackKay Municipal Managers Opportunities Allocation Fund B LP	DE	NIA	MackKay Municipal Managers Opportunities Allocation GP LLC	Ownership	100.000	New York Life Insurance Company	NO	
							MackKay Municipal Managers U.S. Infrastructure – Opportunities GP LLC	DE	NIA	MackKay Shields LLC	Ownership	100.000	New York Life Insurance Company	NO	
			83-3010096				MackKay Municipal U.S. Infrastructure Opportunities Fund LP	DE	NIA	MackKay Shields LLC	Ownership	100.000	New York Life Insurance Company	NO	
			84-2017635				MackKay Municipal Managers High Yield Select GP LLC	DE	NIA	MackKay Shields LLC	Ownership	100.000	New York Life Insurance Company	NO	
			84-2046842		0001783642		MackKay Municipal High Yield Select Fund LP	DE	NIA	MackKay Municipal Managers High Yield Select GP LLC	Ownership	100.000	New York Life Insurance Company	NO	
			85-0605318				MackKay Flexible Income Fund GP LLC	DE	NIA	MackKay Shields LLC	Ownership	100.000	New York Life Insurance Company	NO	
					0001811009		MackKay Flexible Income Fund LP	DE	NIA	MackKay Flexible Income Fund GP LLC	Ownership	100.000	New York Life Insurance Company	NO	
							MackKay Multi-Asset Real Return Fund GP LLC	DE	NIA	MackKay Shields LLC	Ownership	100.000	New York Life Insurance Company	NO	
							MackKay Multi-Asset Real Return Fund LP	DE	NIA	MackKay Multi-Asset Real Return Fund GP LLC	Ownership	100.000	New York Life Insurance Company	NO	
							MackKay Multi-Asset Income Fund GP LLC	DE	NIA	MackKay Shields LLC	Ownership	100.000	New York Life Insurance Company	NO	
							MackKay Multi-Asset Income Fund LP	DE	NIA	MackKay Multi-Asset Income Fund GP LLC	Ownership	100.000	New York Life Insurance Company	NO	
							MackKay Municipal Managers High Income Opportunities GP LLC	DE	NIA	MackKay Shields LLC	Ownership	100.000	New York Life Insurance Company	NO	
							MackKay Municipal High Income Opportunities Fund LP	DE	NIA	MackKay Municipal Managers High Income Opportunities GP LLC	Ownership	100.000	New York Life Insurance Company	NO	
							Cascade CLO Manager LLC	DE	NIA	MackKay Shields LLC	Ownership	100.000	New York Life Insurance Company	NO	
							MKS CLO Holdings GP LLC	DE	NIA	Cascade CLO Manager LLC	Ownership	100.000	New York Life Insurance Company	NO	
							MKS CLO Holdings, LP	CYM	NIA	MKS CLO Holdings GP LLC	Ownership	100.000	New York Life Insurance Company	NO	
							MKS CLO Advisors, LLC	DE	NIA	MackKay Shields LLC	Ownership	100.000	New York Life Insurance Company	NO	

STATEMENT AS OF SEPTEMBER 30, 2022 OF THE LIFE INSURANCE COMPANY OF NORTH AMERICA

SCHEDULE Y

PART 1A - DETAIL OF INSURANCE HOLDING COMPANY SYSTEM

1	2	3	4	5	6	7	8	9	10	11	12	13	14	15	16
Group Code	Group Name	NAIC Company Code	ID Number	Federal RSSD	CIK	Name of Securities Exchange if Publicly Traded (U.S. or International)	Names of Parent, Subsidiaries Or Affiliates	Domi-ciliary Location	Relation-ship to Reporting Entity	Directly Controlled by (Name of Entity/Person)	Type of Control (Ownership, Board, Management, Attorney-in-Fact, Influence, Other)	If Control is Owner-ship Provide Percen-tage	Ultimate Controlling Entity(ies)/Person(s)	Is an SCA Filing Re-quired? (Yes/No)	*
							MackKay Shields Europe Investment Management Limited	..IRL	..NIA	MackKay Shields LLC	Ownership	100.000	New York Life Insurance Company	..NO	
							MackKay Shields European Credit Opportunity Fund Limited	..NJ	..NIA	New York Life Insurance and Annuity Corporation	Ownership	33.000	New York Life Insurance Company	..NO	
							MackKay Shields European Credit Opportunity Fund Limited	..NJ	..NIA	MackKay Shields LLC	Ownership	67.000	New York Life Insurance Company	..NO	
			87-1580419				MKS Global Sustainable Emerging Markets Equities Fund GP LLC	..DE	..NIA	MackKay Shields LLC	Ownership	100.000	New York Life Insurance Company	..NO	
			87-1621347				Candriam Global Sustainable Emerging Markets Equities Fund LP	..DE	..NIA	MKS Global Sustainable Emerging Markets Equities Fund GP LLC	Ownership	100.000	New York Life Insurance Company	..NO	
			87-1598388				MKS Global Emerging Markets Equities Fund GP LLC	..DE	..NIA	MackKay Shields LLC	Ownership	100.000	New York Life Insurance Company	..NO	
			87-1645818				Candriam Global Emerging Markets Equities Fund LP	..DE	..NIA	MKS Global Emerging Markets Equities Fund GP LLC	Ownership	100.000	New York Life Insurance Company	..NO	
							MCF Optimum Sub LLC	..DE	..NIA	New York Life Investment Management Holdings LLC	Ownership	100.000	New York Life Insurance Company	..NO	
			85-1664787				Apogem Capital LLC	..DE	..NIA	New York Life Investment Management Holdings LLC	Ownership	100.000	New York Life Insurance Company	..NO	
			36-4715120				Madison Capital Funding LLC	..DE	..NIA	New York Life Insurance Company	Ownership	21.900	New York Life Insurance Company	..NO	
			36-4715120				Madison Capital Funding LLC	..DE	..NIA	New York Life Insurance and Annuity Corporation	Ownership	78.100	New York Life Insurance Company	..NO	
			26-2806813				MCF Co-Investment GP LLC	..DE	..NIA	Madison Capital Funding LLC	Ownership	100.000	New York Life Insurance Company	..NO	
			26-2806864		0001538585		MCF Co-Investment GP LP	..DE	..NIA	MCF Co-Investment GP LLC	Ownership	100.000	New York Life Insurance Company	..NO	
							Madison Capital Funding Co-Investment Fund LP	..DE	..NIA	MCF Co-Investment GP LP	Ownership	100.000	New York Life Insurance Company	..NO	
			26-2806918		0001538584		Madison Avenue Loan Fund GP LLC	..DE	..NIA	Madison Capital Funding LLC	Ownership	100.000	New York Life Insurance Company	..NO	
			80-0920962				Madison Avenue Loan Fund LP	..DE	..NIA	Madison Avenue Loan Fund GP LLC	Ownership	100.000	New York Life Insurance Company	..NO	
			61-1711540		0001577927		MCF Fund I LLC	..DE	..NIA	Madison Capital Funding LLC	Ownership	100.000	New York Life Insurance Company	..NO	
			30-1143853				MCF Hanwha Fund LLC	..DE	..NIA	Madison Capital Funding LLC	Other	0.000	New York Life Insurance Company	..NO	1
							Ironshore Investment BL I Ltd.	..BMU	..NIA	Madison Capital Funding LLC	Other	0.000	New York Life Insurance Company	..NO	1
			46-2213974				MCF CLO IV LLC	..DE	..NIA	New York Life Insurance Company	Ownership	6.700	New York Life Insurance Company	..NO	
			46-2213974				MCF CLO IV LLC	..DE	..NIA	Madison Capital Funding LLC	Other	0.000	New York Life Insurance Company	..NO	1
			81-4067250				MCF CLO V LLC	..DE	..NIA	New York Life Insurance Company	Ownership	5.000	New York Life Insurance Company	..NO	
			81-4067250				MCF CLO V LLC	..DE	..NIA	Madison Capital Funding LLC	Other	0.000	New York Life Insurance Company	..NO	1
			82-1943737				MCF CLO VI LLC	..DE	..NIA	Madison Capital Funding LLC	Other	0.000	New York Life Insurance Company	..NO	1
			82-2734635				MCF CLO VII LLC	..DE	..NIA	Madison Capital Funding LLC	Other	0.000	New York Life Insurance Company	..NO	1
							MCF CLO VIII Ltd	..DE	..NIA	Madison Capital Funding LLC	Other	0.000	New York Life Insurance Company	..NO	1
							MCF CLO VIII LLC	..DE	..NIA	MCF CLO VIII Ltd	Ownership	100.000	New York Life Insurance Company	..NO	
							MCF CLO IX Ltd	..CYM	..NIA	Madison Capital Funding LLC	Other	0.000	New York Life Insurance Company	..NO	1
							MCF CLO IX LLC	..DE	..NIA	MCF CLO IX Ltd.	Ownership	100.000	New York Life Insurance Company	..NO	
			36-4883128				MCF KB Fund LLC	..DE	..NIA	Madison Capital Funding LLC	Other	0.000	New York Life Insurance Company	..NO	1
			61-1907486				MCF KB Fund II LLC	..DE	..NIA	Madison Capital Funding LLC	Other	0.000	New York Life Insurance Company	..NO	1
							MC KB Fund III LLC (Delaware)	..DE	..NIA	Madison Capital Funding LLC	Other	0.000	New York Life Insurance Company	..NO	1
			84-3329380				MCF Hyundai Fund LLC	..DE	..NIA	Madison Capital Funding LLC	Other	0.000	New York Life Insurance Company	..NO	1
			85-1708233				MCF Senior Debt Fund 2020 LP	..CYM	..NIA	Madison Capital Funding LLC	Other	0.000	New York Life Insurance Company	..NO	1
			37-1749427				Montpelier Carry Parent, LLC	..DE	..NIA	Madison Capital Funding LLC	Ownership	100.000	New York Life Insurance Company	..NO	
							Montpelier Carry, LLC	..DE	..NIA	Montpelier Carry Parent, LLC	Ownership	100.000	New York Life Insurance Company	..NO	
			46-2042988				Montpelier GP, LLC	..DE	..NIA	Madison Capital Funding LLC	Ownership	100.000	New York Life Insurance Company	..NO	
			46-2042988		0001570694		Montpelier Fund, L.P.	..DE	..NIA	Montpelier GP, LLC	Ownership	100.000	New York Life Insurance Company	..NO	
			35-2537165				MCF Mezzanine Carry I LLC	..DE	..NIA	Madison Capital Funding LLC	Other	0.000	New York Life Insurance Company	..NO	1
			32-0469843				MCF Mezzanine Fund I LLC	..DE	..NIA	New York Life Insurance Company	Ownership	66.670	New York Life Insurance Company	..NO	
										New York Life Insurance and Annuity Corporation	Ownership	33.330	New York Life Insurance Company	..NO	
			32-0469843				MCF Mezzanine Fund I LLC	..DE	..NIA	Madison Capital Funding LLC	Other	0.000	New York Life Insurance Company	..NO	1
							MCF PD Fund GP LLC	..DE	..NIA	Madison Capital Funding LLC	Other	0.000	New York Life Insurance Company	..NO	1

STATEMENT AS OF SEPTEMBER 30, 2022 OF THE LIFE INSURANCE COMPANY OF NORTH AMERICA

SCHEDULE Y

PART 1A - DETAIL OF INSURANCE HOLDING COMPANY SYSTEM

1	2	3	4	5	6	7	8	9	10	11	12	13	14	15	16
Group Code	Group Name	NAIC Company Code	ID Number	Federal RSSD	CIK	Name of Securities Exchange if Publicly Traded (U.S. or International)	Names of Parent, Subsidiaries Or Affiliates	Domi-ciliary Location	Relation-ship to Reporting Entity	Directly Controlled by (Name of Entity/Person)	Type of Control (Ownership, Board, Management, Attorney-in-Fact, Influence, Other)	If Control is Owner-ship Provide Percen-tage	Ultimate Controlling Entity(ies)/Person(s)	Is an SCA Filing Re-quired? (Yes/No)	*
			98-1450997				MCF PD Fund LP	DE	NIA	MCF PD Fund GP LLC	Other	0.000	New York Life Insurance Company	NO	1
			83-4242231				MCF Senior Debt Fund 2019-I GP LLC	DE	NIA	Madison Capital Funding LLC	Other	0.000	New York Life Insurance Company	NO	1
							MCF Senior Debt Fund 2019-I LP	DE	NIA	MCF Senior Debt Fund 2019-I GP LLC	Other	0.000	New York Life Insurance Company	NO	1
							Warwick Seller Representative, LLC	DE	NIA	Madison Capital Funding LLC	Ownership	100.000	New York Life Insurance Company	NO	
							Young America Holdings, LLC	DE	NIA	Madison Capital Funding LLC	Ownership	36.350	New York Life Insurance Company	NO	
							YAC.ECOM Incorporated	MN	NIA	Young America Holdings, LLC	Ownership	100.000	New York Life Insurance Company	NO	
				2644154			Young America, LLC	MN	NIA	Young America Holdings, LLC	Ownership	100.000	New York Life Insurance Company	NO	
							Global Fulfillment Services, Inc.	AZ	NIA	Young America, LLC	Ownership	100.000	New York Life Insurance Company	NO	
							SourceOne Worldwide, Inc.	MN	NIA	Young America, LLC	Ownership	100.000	New York Life Insurance Company	NO	
							YA Canada Corporation	CAN	NIA	Young America, LLC	Ownership	100.000	New York Life Insurance Company	NO	
							New York Life Capital Partners III GenPar GP, LLC	DE	NIA	Apogem Capital LLC	Ownership	100.000	New York Life Insurance Company	NO	
							New York Life Capital Partners IV GenPar GP, LLC	DE	NIA	Apogem Capital LLC	Ownership	100.000	New York Life Insurance Company	NO	
							New York Life Capital Partners IV GenPar, LP	DE	NIA	New York Life Capital Partners IV GenPar GP, LLC	Ownership	100.000	New York Life Insurance Company	NO	
							New York Life Capital Partners IV, LP	DE	NIA	New York Life Capital Partners IV GenPar, LP	Ownership	100.000	New York Life Insurance Company	NO	
							GoldPoint Core Opportunities Fund, L.P.	DE	NIA	Apogem Capital LLC	Ownership	100.000	New York Life Insurance Company	NO	
							GoldPoint Core Opportunities Fund II L.P.	DE	NIA	Apogem Capital LLC	Ownership	100.000	New York Life Insurance Company	NO	
							GoldPoint Mezzanine Partners IV GenPar GP, LLC	DE	NIA	Apogem Capital LLC	Ownership	100.000	New York Life Insurance Company	NO	
							GoldPoint Mezzanine Partners IV GenPar LP	DE	NIA	GoldPoint Mezzanine Partners IV GenPar GP, LLC	Ownership	100.000	New York Life Insurance Company	NO	
					0001670568		GoldPoint Mezzanine Partners Co-Investment Fund A, LP	DE	NIA	GoldPoint Mezzanine Partners IV GenPar LP	Ownership	100.000	New York Life Insurance Company	NO	
					0001652367		GoldPoint Mezzanine Partners IV, LP	DE	NIA	GoldPoint Mezzanine Partners IV GenPar LP	Ownership	100.000	New York Life Insurance Company	NO	
							GPP Mezz IV A Blocker LP (GPPMBA)	DE	NIA	GoldPoint Mezzanine Partners IV, LP	Ownership	100.000	New York Life Insurance Company	NO	
							GPP Mezz IV A Preferred Blocker LP	DE	NIA	GoldPoint Mezzanine Partners IV, LP	Ownership	100.000	New York Life Insurance Company	NO	
							GPP Mezz IV B Blocker LP (GPPMBB)	DE	NIA	GoldPoint Mezzanine Partners IV, LP	Ownership	100.000	New York Life Insurance Company	NO	
							GPP Mezz IV C Blocker LP (GPPMBC)	DE	NIA	GoldPoint Mezzanine Partners IV, LP	Ownership	100.000	New York Life Insurance Company	NO	
							GPP Mezz IV D Blocker LP (GPPMBD)	DE	NIA	GoldPoint Mezzanine Partners IV, LP	Ownership	100.000	New York Life Insurance Company	NO	
							GPP Mezz IV E Blocker LPP	DE	NIA	GoldPoint Mezzanine Partners IV, LP	Ownership	100.000	New York Life Insurance Company	NO	
							GPP Mezz IV ECI Aggregator LP	DE	NIA	GPP Mezz IV E Blocker LPP	Ownership	100.000	New York Life Insurance Company	NO	
							GPP Mezz IV F Blocker LP	DE	NIA	GoldPoint Mezzanine Partners IV, LP	Ownership	100.000	New York Life Insurance Company	NO	
							GPP Mezz IV G Blocker LP	DE	NIA	GoldPoint Mezzanine Partners IV, LP	Ownership	100.000	New York Life Insurance Company	NO	
							GPP Mezz IV H Blocker LP	DE	NIA	GoldPoint Mezzanine Partners IV, LP	Ownership	100.000	New York Life Insurance Company	NO	
							GPP Mezz IV I Blocker LP	DE	NIA	GoldPoint Mezzanine Partners IV, LP	Ownership	100.000	New York Life Insurance Company	NO	
							GoldPoint Mezzanine Partners Offshore IV, L.P.	CYM	NIA	GoldPoint Mezzanine Partners IV GenPar GP, LLC	Ownership	100.000	New York Life Insurance Company	NO	
							GoldPoint Partners Co-Investment V GenPar GP LLC	DE	NIA	Apogem Capital LLC	Ownership	100.000	New York Life Insurance Company	NO	
							GoldPoint Partners Co-Investment V GenPar, L.P.	DE	NIA	GoldPoint Partners Co-Investment V GenPar GP LLC	Ownership	100.000	New York Life Insurance Company	NO	
					0001670563		GoldPoint Partners Co-Investment Fund-A, LP	DE	NIA	GoldPoint Partners Co-Investment V GenPar, L.P.	Ownership	100.000	New York Life Insurance Company	NO	
					0001562188		GoldPoint Partners Co-Investment V, L.P.	DE	NIA	GoldPoint Partners Co-Investment V GenPar, L.P.	Ownership	100.000	New York Life Insurance Company	NO	
							GPP V ECI Aggregator LP	DE	NIA	Blocker Holdco D, LP	Ownership	100.000	New York Life Insurance Company	NO	
							GPP V G Blocker Holdco LP	DE	NIA	GoldPoint Partners Co-Investment V, LP	Ownership	100.000	New York Life Insurance Company	NO	
							GoldPoint Partners Private Debt V GenPar GP, LLC	DE	NIA	Apogem Capital LLC	Ownership	100.000	New York Life Insurance Company	NO	

STATEMENT AS OF SEPTEMBER 30, 2022 OF THE LIFE INSURANCE COMPANY OF NORTH AMERICA

SCHEDULE Y

PART 1A - DETAIL OF INSURANCE HOLDING COMPANY SYSTEM

1	2	3	4	5	6	7	8	9	10	11	12	13	14	15	16
Group Code	Group Name	NAIC Company Code	ID Number	Federal RSSD	CIK	Name of Securities Exchange if Publicly Traded (U.S. or International)	Names of Parent, Subsidiaries Or Affiliates	Domi-ciliary Location	Relation-ship to Reporting Entity	Directly Controlled by (Name of Entity/Person)	Type of Control (Ownership, Board, Management, Attorney-in-Fact, Influence, Other)	If Control is Owner-ship Provide Percen-tage	Ultimate Controlling Entity(ies)/Person(s)	Is an SCA Filing Re-quired? (Yes/No)	*
							GoldPoint Partners Private Debt Offshore V, LP	..CYM	..NIA	GoldPoint Partners Private Debt V GenPar GP, LLC	Ownership.....	100.000	New York Life Insurance Company	..NO	
							GPP Private Debt V RS LP	..DE	..NIA	GoldPoint Partners Private Debt V GenPar GP, LLC	Ownership.....	100.000	New York Life Insurance Company	..NO	
							GoldPoint Partners Private Debt V GenPar GP, LP	..DE	..NIA	GoldPoint Partners Private Debt V GenPar GP, LLC	Ownership.....	100.000	New York Life Insurance Company	..NO	
							GoldPoint Partners Private Debt V, LP	..DE	..NIA	GoldPoint Partners Private Debt V GenPar GP, LP	Ownership.....	100.000	New York Life Insurance Company	..NO	
							GPP PD V A Blocker, LLC	..DE	..NIA	GoldPoint Partners Private Debt V, LP	Ownership.....	100.000	New York Life Insurance Company	..NO	
							GPP Private Debt V-ECI Aggregator LP	..DE	..NIA	GoldPoint Partners Private Debt V, LP	Ownership.....	100.000	New York Life Insurance Company	..NO	
							GPP PD V B Blocker, LLC	..DE	..NIA	GoldPoint Partners Private Debt V, LP	Ownership.....	100.000	New York Life Insurance Company	..NO	
							GPP PD V C Blocker, LLC	..DE	..NIA	GoldPoint Partners Private Debt V, LP	Ownership.....	100.000	New York Life Insurance Company	..NO	
							GPP PD V D Blocker LLC	..DE	..NIA	GoldPoint Partners Private Debt V, LP	Ownership.....	100.000	New York Life Insurance Company	..NO	
							GPP LuxCo V GP Sarl	..LUX	..NIA	GoldPoint Partners Private Debt V GenPar GP, LLC	Ownership.....	100.000	New York Life Insurance Company	..NO	
							GPP Private Debt LuxCo V SCSp	..LUX	..NIA	GoldPoint Partners Private Debt V GenPar GP, LLC	Ownership.....	100.000	New York Life Insurance Company	..NO	
							GoldPoint Partners Select Manager III GenPar GP, LLC	..DE	..NIA	Apogem Capital LLC	Ownership.....	100.000	New York Life Insurance Company	..NO	
							GoldPoint Partners Select Manager III GenPar, L.P.	..CYM	..NIA	GoldPoint Partners Select Manager III GenPar GP, LLC	Ownership.....	100.000	New York Life Insurance Company	..NO	
					0001644721		GoldPoint Partners Select Manager Fund III, L.P.	..CYM	..NIA	GoldPoint Partners Select Manager III GenPar, LP	Ownership.....	100.000	New York Life Insurance Company	..NO	
							GoldPoint Partners Select Manager Fund III AIV, L.P.	..DE	..NIA	GoldPoint Partners Select Manager III GenPar, LP	Ownership.....	100.000	New York Life Insurance Company	..NO	
							GoldPoint Partners Select Manager IV GenPar GP, LLC	..DE	..NIA	Apogem Capital LLC	Ownership.....	100.000	New York Life Insurance Company	..NO	
							GoldPoint Partners Select Manager IV GenPar, L.P.	..DE	..NIA	GoldPoint Partners Select Manager IV GenPar GP, LLC	Ownership.....	100.000	New York Life Insurance Company	..NO	
					0001725867		GoldPoint Partners Select Manager Fund IV, L.P.	..DE	..NIA	GoldPoint Partners Select Manager IV GenPar, L.P	Ownership.....	100.000	New York Life Insurance Company	..NO	
							GoldPoint Partners Select Manager V GenPar GP, LLC	..DE	..NIA	Apogem Capital LLC	Ownership.....	100.000	New York Life Insurance Company	..NO	
							GoldPoint Partners Select Manager V GenPar, L.P.	..DE	..NIA	GoldPoint Partners Select Manager V GenPar GP, LLC	Ownership.....	100.000	New York Life Insurance Company	..NO	
							GoldPoint Partners Select Manager Fund V, L.P.	..DE	..NIA	GoldPoint Partners Select Manager V GenPar, L.P.	Ownership.....	100.000	New York Life Insurance Company	..NO	
							GoldPoint Partners Canada V GenPar Inc.	..CAN	..NIA	Apogem Capital LLC	Ownership.....	100.000	New York Life Insurance Company	..NO	
							GoldPoint Partners Select Manager Canada Fund V, L.P.	..CAN	..NIA	GoldPoint Partners Canada V GenPar Inc.	Ownership.....	100.000	New York Life Insurance Company	..NO	
							GoldPoint Partners Canada III GenPar, Inc	..CAN	..NIA	Apogem Capital LLC	Ownership.....	100.000	New York Life Insurance Company	..NO	
							GoldPoint Partners Select Manager Canada Fund III, L.P.	..CAN	..NIA	GoldPoint Parners Canada III GenPar, Inc	Ownership.....	100.000	New York Life Insurance Company	..NO	
							GoldPoint Parners Canada IV GenPar Inc	..CAN	..NIA	Apogem Capital LLC	Ownership.....	100.000	New York Life Insurance Company	..NO	
							GoldPoint Partners Select Manager Canada Fund IV, L.P.	..CAN	..NIA	GoldPoint Parners Canada IV GenPar Inc	Ownership.....	100.000	New York Life Insurance Company	..NO	
							GoldPoint Partners Co-Investment VI GenPar GP LLC	..DE	..NIA	Apogem Capital LLC	Ownership.....	100.000	New York Life Insurance Company	..NO	
							GoldPoint Partners Co-Investment VI GenPar, LP	..DE	..NIA	GoldPoint Partners Co-Investment VI GenPar GP LLC	Ownership.....	100.000	New York Life Insurance Company	..NO	
					0001712763		GoldPoint Partners Co-Investment VI LP	..DE	..NIA	GoldPoint Partners Co-Investment VI GenPar, LP	Ownership.....	100.000	New York Life Insurance Company	..NO	
							GPP VI - ECI Aggregator LP	..DE	..NIA	GoldPoint Partners Co-Investment VI GenPar, LP	Ownership.....	100.000	New York Life Insurance Company	..NO	

STATEMENT AS OF SEPTEMBER 30, 2022 OF THE LIFE INSURANCE COMPANY OF NORTH AMERICA

SCHEDULE Y

PART 1A - DETAIL OF INSURANCE HOLDING COMPANY SYSTEM

1	2	3	4	5	6	7	8	9	10	11	12	13	14	15	16
Group Code	Group Name	NAIC Company Code	ID Number	Federal RSSD	CIK	Name of Securities Exchange if Publicly Traded (U.S. or International)	Names of Parent, Subsidiaries Or Affiliates	Domi-ciliary Loca-tion	Relation-ship to Reporting Entity	Directly Controlled by (Name of Entity/Person)	Type of Control (Ownership, Board, Management, Attorney-in-Fact, Influence, Other)	If Control is Owner-ship Provide Percen-tage	Ultimate Controlling Entity(ies)/Person(s)	Is an SCA Filing Re-quired? (Yes/No)	*
							GPP VI Blocker A LLCDE	..NIA	GoldPoint Partners Co-Investment VI GenPar, LP	Ownership.....	100.000	New York Life Insurance CompanyNO	
							GPP VI Blocker B LLCDE	..NIA	GoldPoint Partners Co-Investment VI GenPar, LP	Ownership.....	100.000	New York Life Insurance CompanyNO	
							GPP VI Blocker C LLCDE	..NIA	GoldPoint Partners Co-Investment VI GenPar, LP	Ownership.....	100.000	New York Life Insurance CompanyNO	
							GPP VI Blocker D LLCDE	..NIA	GoldPoint Partners Co-Investment VI GenPar, LP	Ownership.....	100.000	New York Life Insurance CompanyNO	
							GPP VI Blocker E LLCDE	..NIA	GoldPoint Partners Co-Investment VI GenPar, LP	Ownership.....	100.000	New York Life Insurance CompanyNO	
							GPP VI Blocker F LLCDE	..NIA	GoldPoint Partners Co-Investment VI GenPar, LP	Ownership.....	100.000	New York Life Insurance CompanyNO	
							GPP VI Blocker G LLCDE	..NIA	GoldPoint Partners Co-Investment VI GenPar, LP	Ownership.....	100.000	New York Life Insurance CompanyNO	
							GPP VI Blocker H LLCDE	..NIA	GoldPoint Partners Co-Investment VI GenPar, LP	Ownership.....	100.000	New York Life Insurance CompanyNO	
							GPP VI Blocker I LLCDE	..NIA	GoldPoint Partners Co-Investment VI GenPar, LP	Ownership.....	100.000	New York Life Insurance CompanyNO	
							Apogem Co-Invest VII GenPar, GP LLCDE	..NIA	Apogem Capital LLC	Ownership.....	100.000	New York Life Insurance CompanyNO	
							Apogem Co-Invest VII, GenPar LPDE	..NIA	Apogem Co-Invest VII GenPar, GP LLC	Ownership.....	100.000	New York Life Insurance CompanyNO	
							Apogem Partners Co-Investment VII, LPDE	..NIA	Apogem Co-Invest VII, GenPar LP	Ownership.....	100.000	New York Life Insurance CompanyNO	
							GoldPoint Private Credit GenPar GP, LLCDE	..NIA	Apogem Capital LLC	Ownership.....	100.000	New York Life Insurance CompanyNO	
					0001718352		GoldPoint Private Credit Fund, LPDE	..NIA	Apogem Capital LLC	Ownership.....	100.000	New York Life Insurance CompanyNO	
							Goldpoint Partners Canada GenPar, Inc.CAN	..NIA	Apogem Capital LLC	Ownership.....	100.000	New York Life Insurance CompanyNO	
							NYLCAP Select Manager Canada Fund, LPCAN	..NIA	NYLCAP Canada GenPar, Inc.	Ownership.....	100.000	New York Life Insurance CompanyNO	
							NYLCAP Canada II GenPar, Inc.CAN	..NIA	Apogem Capital LLC	Ownership.....	100.000	New York Life Insurance CompanyNO	
							NYLCAP Select Manager Canada Fund II, L.P.CAN	..NIA	NYLCAP Canada II GenPar, Inc.	Ownership.....	100.000	New York Life Insurance CompanyNO	
							NYLIM Mezzanine Partners II GenPar GP, LLCDE	..NIA	Apogem Capital LLC	Ownership.....	100.000	New York Life Insurance CompanyNO	
							NYLIM Mezzanine Partners II GenPar, LPDE	..NIA	NYLIM Mezzanine Partners II GenPar GP, LLC ..	Ownership.....	100.000	New York Life Insurance CompanyNO	
							NYLCAP Mezzanine Partners III GenPar GP, LLCDE	..NIA	Apogem Capital LLC	Ownership.....	100.000	New York Life Insurance CompanyNO	
							NYLCAP Mezzanine Partners III GenPar, LPDE	..NIA	NYLCAP Mezzanine Partners III GenPar GP, LLC ..	Ownership.....	100.000	New York Life Insurance CompanyNO	
							NYLCAP Mezzanine Partners III, LPDE	..NIA	NYLCAP Mezzanine Partners III GenPar, LP	Ownership.....	100.000	New York Life Insurance CompanyNO	
					0001483925		NYLCAP Mezzanine Offshore Partners III, LPCYM	..NIA	NYLCAP Mezzanine Partners III GenPar GP, LLC ..	Ownership.....	100.000	New York Life Insurance CompanyNO	
							NYLCAP Select Manager GenPar GP, LLCDE	..NIA	Apogem Capital LLC	Ownership.....	100.000	New York Life Insurance CompanyNO	
							NYLCAP Select Manager GenPar, LPDE	..NIA	NYLCAP Select Manager GenPar GP, LLC	Ownership.....	100.000	New York Life Insurance CompanyNO	
					0001441093		NYLCAP Select Manager Fund, LPDE	..NIA	NYLCAP Select Manager GenPar, LP	Ownership.....	100.000	New York Life Insurance CompanyNO	
							NYLCAP Select Manager Cayman Fund, LPCYM	..NIA	NYLCAP Select Manager GenPar GP, LLC	Ownership.....	100.000	New York Life Insurance CompanyNO	
							NYLCAP Select Manager II GenPar GP, LLCDE	..NIA	Apogem Capital LLC	Ownership.....	100.000	New York Life Insurance CompanyNO	
							NYLCAP Select Manager II GenPar GP, L.P.CYM	..NIA	NYLCAP Select Manager II GenPar GP, LLC	Ownership.....	100.000	New York Life Insurance CompanyNO	
					0001520743		NYLCAP Select Manager Fund II, L.P.CYM	..NIA	NYLCAP Select Manager II GenPar GP, LP	Ownership.....	100.000	New York Life Insurance CompanyNO	
							NYLCAP India Funding LLCDE	..NIA	Apogem Capital LLC	Ownership.....	100.000	New York Life Insurance CompanyNO	
							NYLIM-JB Asset Management Co. (Mauritius) LLCMUS	..NIA	NYLCAP India Funding LLC	Ownership.....	24.660	New York Life Insurance CompanyNO	2
					0001356865		New York Life Investment Management India Fund II, LLCMUS	..NIA	NYLIM-JB Asset Management Co., LLC	Ownership.....	100.000	New York Life Insurance CompanyNO	
							New York Life Investment Management India Fund (FVC1) II, LLCMUS	..NIA	New York Life Investment Management India Fund II, LLC	Ownership.....	100.000	New York Life Insurance CompanyNO	
							NYLCAP India Funding III LLCDE	..NIA	Apogem Capital LLC	Ownership.....	100.000	New York Life Insurance CompanyNO	
							NYLIM-Jacob Ballas Asset Management Co. III, LLCMUS	..NIA	NYLCAP India Funding III LLC	Ownership.....	24.660	New York Life Insurance CompanyNO	3

SCHEDULE Y

PART 1A - DETAIL OF INSURANCE HOLDING COMPANY SYSTEM

13.13

STATEMENT AS OF SEPTEMBER 30, 2022 OF THE LIFE INSURANCE COMPANY OF NORTH AMERICA

SCHEDULE Y

PART 1A - DETAIL OF INSURANCE HOLDING COMPANY SYSTEM

1	2	3	4	5	6	7	8	9	10	11	12	13	14	15	16
Group Code	Group Name	NAIC Company Code	ID Number	Federal RSSD	CIK	Name of Securities Exchange if Publicly Traded (U.S. or International)	Names of Parent, Subsidiaries Or Affiliates	Domi-ciliary Location	Relation-ship to Reporting Entity	Directly Controlled by (Name of Entity/Person)	Type of Control (Ownership, Board, Management, Attorney-in-Fact, Influence, Other)	If Control is Owner-ship Provide Percen-tage	Ultimate Controlling Entity(ies)/Person(s)	Is an SCA Filing Re-quired? (Yes/No)	*
			35-2476750				PASCBF V Carry, LLC	DE	NIA	PASBF V Carry Parent, LLC	Ownership	100.000	New York Life Insurance Company	NO	
			47-4523581				PASCPPEF VI Carry Parent, LLC	DE	NIA	Apogem Capital LLC	Ownership	100.000	New York Life Insurance Company	NO	
							PASCPPEF VI Carry, LLC	DE	NIA	PASCPPEF VI Carry Parent, LLC	Ownership	100.000	New York Life Insurance Company	NO	
							PASCPPEF VI GP, LLC	DE	NIA	Apogem Capital LLC	Ownership	100.000	New York Life Insurance Company	NO	
			46-4301623		0001595889		Private Advisors Small Company Private Equity Fund VI, LP	DE	NIA	PASCPPEF VI GP, LLC	Ownership	100.000	New York Life Insurance Company	NO	
			98-1223903		0001635254		Private Advisors Small Company Private Equity Fund VI (Cayman), LP	CYM	NIA	PASCPPEF VI GP, LLC	Ownership	100.000	New York Life Insurance Company	NO	
							PASCPPEF VII GP, LLC	DE	NIA	Apogem Capital LLC	Ownership	100.000	New York Life Insurance Company	NO	
			47-5430553		0001657189		Private Advisors Small Company Private Equity Fund VII, LP	DE	NIA	PASCPPEF VII GP, LLC	Ownership	100.000	New York Life Insurance Company	NO	
			98-1286549		0001711424		Private Advisors Small Company Private Equity Fund VII (Cayman), LP	CYM	NIA	PASCPPEF VII GP, LLC	Ownership	100.000	New York Life Insurance Company	NO	
							PASCPPEF VII Carry Parent, LLC	DE	NIA	Apogem Capital LLC	Ownership	100.000	New York Life Insurance Company	NO	
			47-5442078				PASCPPEF VII Carry, LLC	DE	NIA	PASCPPEF VII Carry Parent LLC	Ownership	100.000	New York Life Insurance Company	NO	
							PASCPPEF VIII GP LLC	DE	NIA	Apogem Capital LLC	Ownership	100.000	New York Life Insurance Company	NO	
			82-2042371				Private Advisors Small Company Private Equity Fund VIII, LP	DE	NIA	PASCPPEF VIII GP LLC	Ownership	100.000	New York Life Insurance Company	NO	
			98-1417728		0001711426		Private Advisors Small Company Private Equity Fund VIII (Cayman), LP	CYM	NIA	PASCPPEF VIII GP LLC	Ownership	100.000	New York Life Insurance Company	NO	
			84-1939809				PASCPPEF IX GP, LLC	DE	NIA	Apogem Capital LLC	Ownership	100.000	New York Life Insurance Company	NO	
			84-1800282				PA Small Company Private Equity Fund IX, LP	DE	NIA	PASCPPEF IX GP, LLC	Ownership	100.000	New York Life Insurance Company	NO	
			98-1516465				PA Small Company Private Equity Fund IX, (Cayman), LP	CYM	NIA	PASCPPEF IX GP, LLC	Ownership	100.000	New York Life Insurance Company	NO	
							APEF X GP, LLC	DE	NIA	Apogem Capital LLC	Ownership	100.000	New York Life Insurance Company	NO	
							Apogem Private Equity Fund X, LP	DE	NIA	APEF X GP, LLC	Ownership	100.000	New York Life Insurance Company	NO	
			26-4331000				Cuyahoga Capital Partners IV Management Group LLC	DE	NIA	Apogem Capital LLC	Ownership	100.000	New York Life Insurance Company	NO	
			26-4331219		0001514824		Cuyahoga Capital Partners IV LP	DE	NIA	Cuyahoga Capital Partners IV Management Group LLC	Other	0.000	New York Life Insurance Company	NO	7
			26-3698069	3835342			Cuyahoga Capital Emerging Buyout Partners Management Group LLC	DE	NIA	Apogem Capital LLC	Ownership	100.000	New York Life Insurance Company	NO	
			26-3698209	3835351			Cuyahoga Capital Emerging Buyout Partners LP	DE	NIA	Cuyahoga Capital Emerging Buyout Partners Management Group LLC	Other	0.000	New York Life Insurance Company	NO	7
			47-4479441				PA Real Assets Carry Parent, LLC	DE	NIA	Apogem Capital LLC	Ownership	100.000	New York Life Insurance Company	NO	
							PA Real Assets Carry, LLC	DE	NIA	PA Real Assets Carry Parent, LLC	Ownership	100.000	New York Life Insurance Company	NO	
							PA Real Assets Carry Parent II, LLC	DE	NIA	Apogem Capital LLC	Ownership	100.000	New York Life Insurance Company	NO	
			82-2582122				PA Real Assets Carry II, LLC	DE	NIA	PA Real Assets Carry Parent II, LLC	Ownership	100.000	New York Life Insurance Company	NO	
							PA Emerging Manager Carry Parent, LLC	DE	NIA	Apogem Capital LLC	Ownership	100.000	New York Life Insurance Company	NO	
			47-4468334				PA Emerging Manager Carry, LLC	DE	NIA	PA Emerging Manager Carry Parent, LLC	Ownership	100.000	New York Life Insurance Company	NO	
							PA Emerging Manager Carry Parent II, LLC	DE	NIA	Apogem Capital LLC	Ownership	100.000	New York Life Insurance Company	NO	
			82-2884836				PA Emerging Manager Carry II, LLC	DE	NIA	PA Emerging Manager Carry Parent II, LLC	Ownership	100.000	New York Life Insurance Company	NO	
							RIC I GP, LLC	DE	NIA	Apogem Capital LLC	Ownership	100.000	New York Life Insurance Company	NO	
			47-4146929				Richmond Coinvestment Partners I, LP	DE	NIA	RIC I GP, LLC	Ownership	100.000	New York Life Insurance Company	NO	
							RIC I Carry Parent, LLC	DE	NIA	Apogem Capital LLC	Ownership	100.000	New York Life Insurance Company	NO	
			47-4511149				RIC I Carry, LLC	DE	NIA	RIC I Carry Parent, LLC	Ownership	100.000	New York Life Insurance Company	NO	
							PASF V GP, LLC	DE	NIA	Apogem Capital LLC	Ownership	100.000	New York Life Insurance Company	NO	
			47-4252449		0001646590		Private Advisors Secondary Fund V, LP	DE	NIA	PASF V GP, LLC	Ownership	100.000	New York Life Insurance Company	NO	
							PASF V Carry Parent, LLC	DE	NIA	Apogem Capital LLC	Ownership	100.000	New York Life Insurance Company	NO	
			47-4498336				PASF V Carry, LLC	DE	NIA	PASF V Carry Parent, LLC	Ownership	100.000	New York Life Insurance Company	NO	
			84-3310049				PASF VI GP, LLC	DE	NIA	Apogem Capital LLC	Ownership	100.000	New York Life Insurance Company	NO	
			84-3090059				PA Secondary Fund VI, LP	DE	NIA	PASF VI GP, LLC	Ownership	100.000	New York Life Insurance Company	NO	
							PA Secondary Fund VI Coinvestments, LP	DE	NIA	PASF VI GP, LLC	Ownership	68.140	New York Life Insurance Company	NO	
							PA Secondary Fund VI (Cayman), LP	CYM	NIA	PASF VI GP, LLC	Ownership	68.140	New York Life Insurance Company	NO	

STATEMENT AS OF SEPTEMBER 30, 2022 OF THE LIFE INSURANCE COMPANY OF NORTH AMERICA

SCHEDULE Y
PART 1A - DETAIL OF INSURANCE HOLDING COMPANY SYSTEM

1	2	3	4	5	6	7	8	9	10	11	12	13	14	15	16
Group Code	Group Name	NAIC Company Code	ID Number	Federal RSSD	CIK	Name of Securities Exchange if Publicly Traded (U.S. or International)	Names of Parent, Subsidiaries Or Affiliates	Domi-ciliary Location	Relation-ship to Reporting Entity	Directly Controlled by (Name of Entity/Person)	Type of Control (Ownership, Board, Management, Attorney-in-Fact, Influence, Other)	If Control is Owner-ship Provide Per-centage	Ultimate Controlling Entity(ies)/Person(s)	Is an SCA Filing Re-quired? (Yes/No)	*
			47-5323045		0001656546		PARAF GP, LLC	DE	NIA	Apogem Capital LLC	Ownership	100.000	New York Life Insurance Company	NO	
							Private Advisors Real Assets Fund, LP	DE	NIA	PARAF GP, LLC	Ownership	100.000	New York Life Insurance Company	NO	
							PARAF Carry Parent, LLC	DE	NIA	Apogem Capital LLC	Ownership	100.000	New York Life Insurance Company	NO	
			47-5392508				PARAF Carry, LLC	DE	NIA	PARAF Carry Parent, LLC	Ownership	100.000	New York Life Insurance Company	NO	
							PASCCIF GP, LLC	DE	NIA	Apogem Capital LLC	Ownership	100.000	New York Life Insurance Company	NO	
							Private Advisors Small Company Coinvestment Fund, LP	DE	NIA	PASCCIF GP, LLC	Ownership	100.000	New York Life Insurance Company	NO	
			47-5230804		0001660017		Private Advisors Small Company Coinvestment Fund ERISA, LP	DE	NIA	PASCCIF GP, LLC	Ownership	100.000	New York Life Insurance Company	NO	
			81-4614299		0001691962		PASCCIF II GP, LLC	DE	NIA	Apogem Capital LLC	Ownership	100.000	New York Life Insurance Company	NO	
							PA Small Company Coinvestment Fund II, LP	DE	NIA	PASCCIF II GP, LLC	Ownership	100.000	New York Life Insurance Company	NO	
							PA Small Company Coinvestment Fund II (Cayman), LP	CYM	NIA	PASCCIF II GP, LLC	Ownership	100.000	New York Life Insurance Company	NO	
							PASCCIF Carry Parent, LLC	DE	NIA	Apogem Capital LLC	Ownership	100.000	New York Life Insurance Company	NO	
			47-5472308				PASCCIF Carry, LLC	DE	NIA	PASCCIF Carry Parent, LLC	Ownership	100.000	New York Life Insurance Company	NO	
			82-3120890				PARAF II GP LLC	DE	NIA	Apogem Capital LLC	Ownership	100.000	New York Life Insurance Company	NO	
			82-3541209		0001721164		Private Advisors Real Assets Fund II LP	DE	NIA	PARAF II GP LLC	Ownership	100.000	New York Life Insurance Company	NO	
			86-1973380				PARAF III GP LLC	DE	NIA	Apogem Capital LLC	Ownership	100.000	New York Life Insurance Company	NO	
			86-1678206		0001223706		PA Real Assets Fund III, LP	DE	NIA	PARAF III GP LLC	Ownership	100.000	New York Life Insurance Company	NO	
							Private Advisors Hedged Equity Fund, Ltd.	CYM	NIA	Apogem Capital LLC	Other	0.000	New York Life Insurance Company	NO	7
							Private Advisors Hedged Equity Fund (QP), Ltd.	CYM	NIA	Apogem Capital LLC	Other	0.000	New York Life Insurance Company	NO	7
			20-1079864		0001459910		Private Advisors Hedged Equity Master Fund, Ltd.	CYM	NIA	Private Advisors Hedged Equity Fund (QP), Ltd.	Other	0.000	New York Life Insurance Company	NO	7
			98-0626772				SAF GP LLC	DE	NIA	Apogem Capital LLC	Ownership	100.000	New York Life Insurance Company	NO	
			87-1875231				Social Advancement Fund, LP	DE	NIA	SAF GP LLC	Ownership	100.000	New York Life Insurance Company	NO	
			87-1371149				WTP GP, LLC	DE	NIA	Apogem Capital LLC	Ownership	100.000	New York Life Insurance Company	NO	
			46-5163324		0001605509		West Tower Partners, LP	DE	NIA	Apogem Capital LLC	Ownership	100.000	New York Life Insurance Company	NO	
			98-1164867		0001605502		West Tower Partners, Ltd.	CYM	NIA	Apogem Capital LLC	Other	0.000	New York Life Insurance Company	NO	7
			98-1164329				West Tower Partners SPC	CYM	NIA	West Tower Partners, Ltd.	Other	0.000	New York Life Insurance Company	NO	7
			83-2670366				Washington Pike GP, LLC	DE	NIA	Apogem Capital LLC	Ownership	100.000	New York Life Insurance Company	NO	
			83-2634832				Washington Pike, LP	DE	NIA	Washington Pike GP, LLC	Ownership	100.000	New York Life Insurance Company	NO	
			84-5036706				RidgeLake Partners GP, LLC	DE	NIA	Apogem Capital LLC	Ownership	100.000	New York Life Insurance Company	NO	
			84-5053710				RidgeLake Partners, LP	DE	NIA	RidgeLake Partners GP, LLC	Ownership	100.000	New York Life Insurance Company	NO	
							NYLCAP Holdings (Mauritius)	MUS	NIA	Holdings LLC	Ownership	100.000	New York Life Insurance Company	NO	
							Jacob Ballas Capital India Pvt, Ltd.	MUS	NIA	NYLCAP Holdings (Mauritius)	Ownership	23.300	New York Life Insurance Company	NO	
							Industrial Assets Holdings Limited	MUS	NIA	NYLCAP Holdings (Mauritius)	Ownership	28.020	New York Life Insurance Company	NO	
							JB Cerestra Investment Management LLP	MUS	NIA	NYLCAP Holdings (Mauritius)	Ownership	12.580	New York Life Insurance Company	NO	
							New York Life Investment Management			Holdings LLC					
			22-3704242		0001103598		NYLIM Service Company LLC	DE	NIA	New York Life Investment Management Holdings LLC	Ownership	100.000	New York Life Insurance Company	NO	
							NYL Workforce GP LLC	DE	NIA	New York Life Investment Management Holdings LLC	Ownership	100.000	New York Life Insurance Company	NO	
							New York Life Investment Management LLC	DE	NIA	Holdings LLC	Ownership	100.000	New York Life Insurance Company	NO	
			52-2206685		0001133639		NYLIM Fund II GP, LLC	DE	NIA	New York Life Investment Management LLC	Ownership	100.000	New York Life Insurance Company	NO	
							NYLIM-TND, LLC	DE	NIA	NYLIM Fund II GP, LLC	Ownership	100.000	New York Life Insurance Company	NO	
							New York Life Investment Management Hong Kong Limited	CHN	NIA	New York Life Investment Management LLC	Ownership	100.000	New York Life Insurance Company	NO	
							WFGH, GP LLC	DE	NIA	New York Life Investment Management LLC	Ownership	50.000	New York Life Insurance Company	NO	
				4643807	0001406803		Workforce Housing Fund I – 2007, LP	DE	NIA	WFGH, GP LLC	Ownership	50.000	New York Life Insurance Company	NO	
							New York Life Investment Management			Holdings LLC	Ownership	100.000	New York Life Insurance Company	NO	
							IndexIQ Holdings LLC	DE	NIA	Holdings LLC	Ownership	100.000	New York Life Insurance Company	NO	

STATEMENT AS OF SEPTEMBER 30, 2022 OF THE LIFE INSURANCE COMPANY OF NORTH AMERICA

SCHEDULE Y
PART 1A - DETAIL OF INSURANCE HOLDING COMPANY SYSTEM

1	2	3	4	5	6	7	8	9	10	11	12	13	14	15	16
Group Code	Group Name	NAIC Company Code	ID Number	Federal RSSD	CIK	Name of Securities Exchange if Publicly Traded (U.S. or International)	Names of Parent, Subsidiaries Or Affiliates	Domi-ciliary Location	Relation-ship to Reporting Entity	Directly Controlled by (Name of Entity/Person)	Type of Control (Ownership, Board, Management, Attorney-in-Fact, Influence, Other)	If Control is Owner-ship Provide Percen-tage	Ultimate Controlling Entity(ies)/Person(s)	Is an SCA Filing Re-quired? (Yes/No)	*
			02-0811751		0001483922	IndexIQ LLC	IndexIQ LLC	DE	NIA	New York Life Investment Management Holdings LLC	Ownership	74.370	New York Life Insurance Company	NO	
			02-0811751		0001483922	IndexIQ LLC	IndexIQ LLC	DE	NIA	IndexIQ Holdings Inc.	Ownership	25.630	New York Life Insurance Company	NO	
			02-0811753		0001415996	IndexIQ Advisors LLC	IndexIQ Advisors LLC	DE	NIA	IndexIQ LLC	Ownership	100.000	New York Life Insurance Company	NO	
						IndexIQ Active ETF Trust	IndexIQ Active ETF Trust	DE	NIA	New York Life Insurance and Annuity Corporation	Ownership	98.500	New York Life Insurance Company	NO	
						IQ MacKay ESG Core Plus Bond ETF	IQ MacKay ESG Core Plus Bond ETF	DE	NIA	New York Life Investment Management LLC	Ownership	99.420	New York Life Insurance Company	NO	
						IQ MacKay California Municipal Intermediate ETF	IQ MacKay California Municipal Intermediate ETF	DE	NIA	New York Life Investment Management LLC	Ownership	46.670	New York Life Insurance Company	NO	
						IQ MacKay California Municipal Intermediate ETF	IQ MacKay California Municipal Intermediate ETF	DE	NIA	New York Life Insurance and Annuity Corporation	Ownership	47.620	New York Life Insurance Company	NO	
						IQ MacKay Multi-Sector Income ETF	IQ MacKay Multi-Sector Income ETF	DE	NIA	New York Life Investment Management LLC	Ownership	99.240	New York Life Insurance Company	NO	
						IQ Winslow Focused Large Cap Growth ETF	IQ Winslow Focused Large Cap Growth ETF	DE	NIA	New York Life Investment Management LLC	Ownership	91.010	New York Life Insurance Company	NO	
						IQ Winslow Large Cap Growth ETF	IQ Winslow Large Cap Growth ETF	DE	NIA	New York Life Investment Management LLC	Ownership	95.620	New York Life Insurance Company	NO	
						IndexIQ ETF Trust	IndexIQ ETF Trust	DE	NIA	New York Life Insurance Company	Ownership	10.200	New York Life Insurance Company	NO	
						IQ 50 Percent Hedged FTSE International ETF	IQ 50 Percent Hedged FTSE International ETF	DE	NIA	New York Life Investment Management LLC	Ownership	51.160	New York Life Insurance Company	NO	
						IQ 500 International ETF	IQ 500 International ETF	DE	NIA	New York Life Investment Management LLC	Ownership	94.910	New York Life Insurance Company	NO	
						IQ Chaikin US Large Cap ETF	IQ Chaikin US Large Cap ETF	DE	NIA	New York Life Investment Management LLC	Ownership	98.530	New York Life Insurance Company	NO	
						IQ Chaikin US Small Cap ETF	IQ Chaikin US Small Cap ETF	DE	NIA	New York Life Investment Management LLC	Ownership	87.000	New York Life Insurance Company	NO	
						IQ Clean Oceans ETF	IQ Clean Oceans ETF	DE	NIA	New York Life Insurance and Annuity Corporation	Ownership	75.520	New York Life Insurance Company	NO	
						IQ Cleaner Transport ETF	IQ Cleaner Transport ETF	DE	NIA	New York Life Insurance and Annuity Corporation	Ownership	75.560	New York Life Insurance Company	NO	
						IQ Engender Equality ETF	IQ Engender Equality ETF	DE	NIA	New York Life Insurance and Annuity Corporation	Ownership	79.910	New York Life Insurance Company	NO	
						IQ FTSE International Eq Ccy Netrl ETF	IQ FTSE International Eq Ccy Netrl ETF	DE	NIA	New York Life Investment Management LLC	Ownership	79.910	New York Life Insurance Company	NO	
						IQ Global Equity R&D Leaders ETF	IQ Global Equity R&D Leaders ETF	DE	NIA	New York Life Investment Management LLC	Ownership	94.800	New York Life Insurance Company	NO	
						IQ Healthy Hearts ETF	IQ Healthy Hearts ETF	DE	NIA	New York Life Insurance and Annuity Corporation	Ownership	79.760	New York Life Insurance Company	NO	
						IQ S&P High Yield Low Volatility Bd ETF	IQ S&P High Yield Low Volatility Bd ETF	DE	NIA	New York Life Investment Management LLC	Ownership	54.570	New York Life Insurance Company	NO	
						IQ Candriam ESG International Equity ETF	IQ Candriam ESG International Equity ETF	DE	NIA	New York Life Investment Management Holdings LLC	Ownership	93.260	New York Life Insurance Company	NO	
						IQ Candriam ESG US Large Cap Equity ETF	IQ Candriam ESG US Large Cap Equity ETF	DE	NIA	New York Life Investment Management LLC	Ownership	83.930	New York Life Insurance Company	NO	
						IQ U.S. Large Cap R&D Leaders ETF	IQ U.S. Large Cap R&D Leaders ETF	DE	NIA	New York Life Investment Management LLC	Ownership	95.100	New York Life Insurance Company	NO	
						IQ U.S. Mid Cap R&D Leaders ETF	IQ U.S. Mid Cap R&D Leaders ETF	DE	NIA	New York Life Investment Management LLC	Ownership	95.050	New York Life Insurance Company	NO	
						New York Life Investment Management Holdings International	New York Life Investment Management Holdings International	LUX	NIA	New York Life Investment Management Holdings LLC	Ownership	100.000	New York Life Insurance Company	NO	
						New York Life Investment Management Holdings II International	New York Life Investment Management Holdings II International	LUX	NIA	New York Life Investment Management Holdings International	Ownership	100.000	New York Life Insurance Company	NO	
						Candriam Group	Candriam Group	LUX	NIA	New York Life Investment Management Holdings II International	Ownership	100.000	New York Life Insurance Company	NO	
						CGH UK Acquisition Company Limited	CGH UK Acquisition Company Limited	GBR	NIA	Candriam Group	Ownership	100.000	New York Life Insurance Company	NO	
						Tristan Capital Partners Holdings Limited	Tristan Capital Partners Holdings Limited	GBR	NIA	CGH UK Acquisition Company Limited	Ownership	49.000	New York Life Insurance Company	NO	
						Tristan Capital Holdings Limited	Tristan Capital Holdings Limited	GBR	NIA	Tristan Capital Partners Holdings Limited	Ownership	100.000	New York Life Insurance Company	NO	
						Tristan Capital Partners LLP	Tristan Capital Partners LLP	GBR	NIA	Tristan Capital Partners Holdings Limited	Ownership	100.000	New York Life Insurance Company	NO	
						EPISO 4 Co-Investment LLP	EPISO 4 Co-Investment LLP	GBR	NIA	Tristan Capital Partners Holdings Limited	Ownership	50.000	New York Life Insurance Company	NO	
						EPISO 4 (GP) LLP	EPISO 4 (GP) LLP	GBR	NIA	EPISO 4 Co-Investment LLP	Ownership	16.000	New York Life Insurance Company	NO	
						EPISO 4 Incentive Partners LLP	EPISO 4 Incentive Partners LLP	GBR	NIA	Tristan Capital Partners Holdings Limited	Ownership	4.700	New York Life Insurance Company	NO	
						CCP 5 Co-Investment LLP	CCP 5 Co-Investment LLP	GBR	NIA	Tristan Capital Partners Holdings Limited	Ownership	50.000	New York Life Insurance Company	NO	
						Tristan Capital Limited	Tristan Capital Limited	GBR	NIA	Tristan Capital Partners Holdings Limited	Ownership	100.000	New York Life Insurance Company	NO	
						Tristan Capital Partners LLP	Tristan Capital Partners LLP	GBR	NIA	Tristan Capital Limited	Ownership	92.000	New York Life Insurance Company	NO	
						CCP III Co-Investment (GP) Limited	CCP III Co-Investment (GP) Limited	GBR	NIA	Tristan Capital Partners LLP	Ownership	100.000	New York Life Insurance Company	NO	
						CCP III Co-Investment LP	CCP III Co-Investment LP	GBR	NIA	CCP III Co-Investment (GP) Limited	Ownership	100.000	New York Life Insurance Company	NO	
						CCP IV Co-Investment LP	CCP IV Co-Investment LP	GBR	NIA	CCP III Co-Investment (GP) Limited	Ownership	100.000	New York Life Insurance Company	NO	

STATEMENT AS OF SEPTEMBER 30, 2022 OF THE LIFE INSURANCE COMPANY OF NORTH AMERICA

SCHEDULE Y

PART 1A - DETAIL OF INSURANCE HOLDING COMPANY SYSTEM

1	2	3	4	5	6	7	8	9	10	11	12	13	14	15	16
Group Code	Group Name	NAIC Company Code	ID Number	Federal RSSD	CIK	Name of Securities Exchange if Publicly Traded (U.S. or International)	Names of Parent, Subsidiaries Or Affiliates	Domi-ciliary Loca-tion	Relation-ship to Reporting Entity	Directly Controlled by (Name of Entity/Person)	Type of Control (Ownership, Board, Management, Attorney-in-Fact, Influence, Other)	If Control is Owner-ship Provide Percen-tage	Ultimate Controlling Entity(ies)/Person(s)	Is an SCA Filing Re-quired? (Yes/No)	*
							CCP III (GP) LLP	.GBR	NIA	Tristan Capital Partners LLP	Ownership	50.000	New York Life Insurance Company	.NO	
							CCP III Incentive Partners (GP) Limited	.GBR	NIA	Tristan Capital Partners LLP	Ownership	100.000	New York Life Insurance Company	.NO	
							CCP III Incentive Partners LP	.GBR	NIA	CCP III Incentive Partners (GP) Limited	Ownership	100.000	New York Life Insurance Company	.NO	
							CCP IV Incentive Partners LP	.GBR	NIA	CCP III Incentive Partners (GP) Limited	Ownership	100.000	New York Life Insurance Company	.NO	
							Curzon Capital Partners III (GP) Limited	.GBR	NIA	Tristan Capital Partners LLP	Ownership	100.000	New York Life Insurance Company	.NO	
							CCP III (GP) LLP	.GBR	NIA	Curzon Capital Partners III (GP) Limited	Ownership	100.000	New York Life Insurance Company	.NO	
							EPISO 3 Co-Investment (GP) Limited	.GBR	NIA	Tristan Capital Partners LLP	Ownership	100.000	New York Life Insurance Company	.NO	
							EPISO 3 Co-Investment LP	.GBR	NIA	EPISO 3 Co-Investment (GP) Limited	Ownership	100.000	New York Life Insurance Company	.NO	
							EPISO 3 Incentive Partners (GP) Limited	.GBR	NIA	Tristan Capital Partners LLP	Ownership	100.000	New York Life Insurance Company	.NO	
							EPISO 3 Incentive Partners LP	.GBR	NIA	EPISO 3 Incentive Partners (GP) Limited	Ownership	100.000	New York Life Insurance Company	.NO	
							EPISO 3 IOM Limited	.JMN	NIA	Tristan Capital Partners LLP	Ownership	100.000	New York Life Insurance Company	.NO	
							CCP IV (GP) LLP	.GBR	NIA	Tristan Capital Partners LLP	Ownership	50.000	New York Life Insurance Company	.NO	
							Curzon Capital Partners IV (GP) Limited	.GBR	NIA	Tristan Capital Partners LLP	Ownership	100.000	New York Life Insurance Company	.NO	
							CCP 5 GP LLP	.GBR	NIA	Tristan Capital Partners LLP	Ownership	33.000	New York Life Insurance Company	.NO	
							CCP 5 Pool Partnership GP Limited	.NJ	NIA	Tristan Capital Partners LLP	Ownership	100.000	New York Life Insurance Company	.NO	
							CCP 5 Pool Partnership SLP	.NJ	NIA	CCP 5 Pool Partnership GP Limited	Ownership	100.000	New York Life Insurance Company	.NO	
							Tristan Capital Partners Asset Management Limited	.GBR	NIA	Tristan Capital Partners LLP	Ownership	100.000	New York Life Insurance Company	.NO	
							TCP Poland Spolka z ograniczona odpowiedzialnoscia	.POL	NIA	Tristan Capital Partners Asset Management Limited	Ownership	100.000	New York Life Insurance Company	.NO	
							TCP Co-Investment (GP) S.á.r.l.	.LUX	NIA	Tristan Capital Partners LLP	Ownership	100.000	New York Life Insurance Company	.NO	
							TCP Co-Investment SCSP	.LUX	NIA	TCP Co-Investment (GP) S.á.r.l.	Ownership	100.000	New York Life Insurance Company	.NO	
							TCP Incentive Partners SCSP	.LUX	NIA	TCP Co-Investment (GP) S.á.r.l.	Ownership	100.000	New York Life Insurance Company	.NO	
							TCP Incentive Partners (GP) S.á.r.l.	.LUX	NIA	Tristan Capital Partners LLP	Ownership	100.000	New York Life Insurance Company	.NO	
							German Property Performance Partners								
							Investors Feeder Verwaltungs GmbH	.DEU	NIA	TCP Incentive Partners (GP) S.á.r.l.	Ownership	100.000	New York Life Insurance Company	.NO	
							EPISO 4 (GP) S.á.r.l.	.LUX	NIA	Tristan Capital Partners LLP	Ownership	100.000	New York Life Insurance Company	.NO	
							EPISO 4 (GP) II S.á.r.l.	.LUX	NIA	Tristan Capital Partners LLP	Ownership	100.000	New York Life Insurance Company	.NO	
							Tristan (Holdings) Limited	.GBR	NIA	CGH UK Acquisition Company Limited	Ownership	40.000	New York Life Insurance Company	.NO	
							EPISO 3 Feeder (GP) Limited	.GBR	NIA	Tristan (Holdings) Limited	Ownership	40.000	New York Life Insurance Company	.NO	
							CCP V Feeder (GP) LLP	.GBR	NIA	Tristan (Holdings) Limited	Ownership	40.000	New York Life Insurance Company	.NO	
							EPISO 4 Feeder (GP) LLP	.GBR	NIA	Tristan (Holdings) Limited	Ownership	40.000	New York Life Insurance Company	.NO	
							CCP 5 Feeder LLP	.GBR	NIA	Tristan (Holdings) Limited	Ownership	40.000	New York Life Insurance Company	.NO	
							Tristan Global Securities GP Limited	.CYM	NIA	Tristan (Holdings) Limited	Ownership	40.000	New York Life Insurance Company	.NO	
							Tristan Global Securities LP	.CYM	NIA	Tristan Global Securities GP Limited	Ownership	40.000	New York Life Insurance Company	.NO	
							Candriam Luxco S.á.r.l.	.LUX	NIA	Candriam Group	Ownership	100.000	New York Life Insurance Company	.NO	
							Candriam Luxembourg	.LUX	NIA	Candriam Group	Ownership	90.585	New York Life Insurance Company	.NO	
							Candriam Belgium	.BEL	NIA	Candriam Luxembourg	Ownership	100.000	New York Life Insurance Company	.NO	
							Candriam France	.FRA	NIA	Candriam Luxembourg	Ownership	100.000	New York Life Insurance Company	.NO	
							Candriam Monétaire SICAV	.FRA	NIA	Candriam Belgium	Ownership	2.750	New York Life Insurance Company	.NO	
							Candriam Monétaire SICAV	.FRA	NIA	Candriam France	Ownership	2.280	New York Life Insurance Company	.NO	
							Candriam Monétaire SICAV	.FRA	NIA	Cordius CIG	Ownership	0.010	New York Life Insurance Company	.NO	
							Candriam Switzerland LLC	.CHE	NIA	Candriam Luxembourg	Ownership	100.000	New York Life Insurance Company	.NO	
							Candriam GP	.LUX	NIA	Candriam Luxembourg	Ownership	100.000	New York Life Insurance Company	.NO	
							KTA Holdco	.LUX	NIA	Candriam Luxembourg	Ownership	66.670	New York Life Insurance Company	.NO	
										New York Life Insurance and Annuity Corporation					
							KTA Holdco	.LUX	NIA	KTA Holdco	Ownership	33.330	New York Life Insurance Company	.NO	
							Kartesia Management SA	.LUX	NIA	Kartesia Management SA	Ownership	33.000	New York Life Insurance Company	.NO	
							Kartesia UK Ltd.	.GBR	NIA	Kartesia Management SA	Ownership	100.000	New York Life Insurance Company	.NO	
							Kartesia Belgium	.BEL	NIA	Kartesia Management SA	Ownership	100.000	New York Life Insurance Company	.NO	
							Kartesia Credit FFS	.FRA	NIA	Kartesia Management SA	Ownership	100.000	New York Life Insurance Company	.NO	
							Kartesia GP III	.LUX	NIA	Kartesia Management SA	Ownership	100.000	New York Life Insurance Company	.NO	
							Kartesia Credit Opportunities III S.C.A., SICAV-SIF	.LUX	NIA	Kartesia GP III	Ownership	100.000	New York Life Insurance Company	.NO	

STATEMENT AS OF SEPTEMBER 30, 2022 OF THE LIFE INSURANCE COMPANY OF NORTH AMERICA

SCHEDULE Y

PART 1A - DETAIL OF INSURANCE HOLDING COMPANY SYSTEM

1	2	3	4	5	6	7	8	9	10	11	12	13	14	15	16
Group Code	Group Name	NAIC Company Code	ID Number	Federal RSSD	CIK	Name of Securities Exchange if Publicly Traded (U.S. or International)	Names of Parent, Subsidiaries Or Affiliates	Domi-ciliary Location	Relation-ship to Reporting Entity	Directly Controlled by (Name of Entity/Person)	Type of Control (Ownership, Board, Management, Attorney-in-Fact, Influence, Other)	If Control is Owner-ship Provide Percen-tage	Ultimate Controlling Entity(ies)/Person(s)	Is an SCA Filing Re-quired? (Yes/No)	*
							Kartesia Securities	.LUX	.NIA	Kartesia Credit Opportunities III S.C.A., SICAV-SIF	Ownership	100.000	New York Life Insurance Company	.NO	
							Kartesia III Topco S.?.r.l.	.LUX	.NIA	Kartesia Credit Opportunities III S.C.A., SICAV-SIF	Ownership	100.000	New York Life Insurance Company	.NO	
							Kartesia GP IV	.LUX	.NIA	Kartesia Management SA	Ownership	100.000	New York Life Insurance Company	.NO	
							Kartesia Credit Opportunities IV SCS SICAV-SIF	.LUX	.NIA	Kartesia GP IV	Ownership	100.000	New York Life Insurance Company	.NO	
							Kartesia Securities IV	.LUX	.NIA	Kartesia Credit Opportunities IV SCS SICAV-SIF	Ownership	100.000	New York Life Insurance Company	.NO	
							Kartesia Securities IV Topco S.?.r.l.	.LUX	.NIA	Kartesia Credit Opportunities IV SCS SICAV-SIF	Ownership	100.000	New York Life Insurance Company	.NO	
							Kartesia Master GP	.LUX	.NIA	Kartesia Management SA	Ownership	100.000	New York Life Insurance Company	.NO	
							Kartesia Credit Opportunities V Feeder SCS	.LUX	.NIA	Kartesia Master GP	Ownership	100.000	New York Life Insurance Company	.NO	
							Kartesia Senior Opportunities I SCS, SICAV-RAIF	.LUX	.NIA	Kartesia Master GP	Ownership	100.000	New York Life Insurance Company	.NO	
							KASS Uneveled S.?.r.l.	.LUX	.NIA	Kartesia Senior Opportunities I SCS, SICAV-RAIF	Ownership	100.000	New York Life Insurance Company	.NO	
							KSO I Topco S.?.r.l.	.LUX	.NIA	KASS Uneveled S.?.r.l.	Ownership	100.000	New York Life Insurance Company	.NO	
							Kartesia Credit Opportunities V SCS	.LUX	.NIA	Kartesia Master GP	Ownership	100.000	New York Life Insurance Company	.NO	
							Kartesia Securities V S.?.r.l.	.LUX	.NIA	Kartesia Credit Opportunities V SCS	Ownership	100.000	New York Life Insurance Company	.NO	
							Cordius	.LUX	.NIA	Candriam Luxembourg	Ownership	4.950	New York Life Insurance Company	.NO	
							Cordius	.LUX	.NIA	Candriam Belgium	Ownership	5.130	New York Life Insurance Company	.NO	
							Cordius CIG	.LUX	.NIA	Candriam Belgium	Ownership	50.880	New York Life Insurance Company	.NO	
							Cordius CIG	.LUX	.NIA	Candriam Luxembourg	Ownership	49.120	New York Life Insurance Company	.NO	
							IndexIQ	.LUX	.NIA	Cordius CIG	Ownership	0.420	New York Life Insurance Company	.NO	
							IndexIQ Factors Sustainable Corporate Euro Bond	.LUX	.NIA	Cordius CIG	Ownership	20.000	New York Life Insurance Company	.NO	
							IndexIQ Factors Sustainable EMU Equity	.LUX	.NIA	Cordius CIG	Ownership	3.490	New York Life Insurance Company	.NO	
							IndexIQ Factors Sustainable Europe Equity	.LUX	.NIA	Cordius CIG	Ownership	0.290	New York Life Insurance Company	.NO	
							IndexIQ Factors Sustainable Japan Equity	.LUX	.NIA	Cordius CIG	Ownership	0.130	New York Life Insurance Company	.NO	
							IndexIQ Factors Sustainable Sovereign Euro Bond	.LUX	.NIA	Cordius CIG	Ownership	0.730	New York Life Insurance Company	.NO	
							Candriam Absolute Return	.LUX	.NIA	Cordius CIG	Ownership	0.910	New York Life Insurance Company	.NO	
							Candriam Absolute Return Equity Market								
							Neutral	.LUX	.NIA	Cordius CIG	Ownership	0.910	New York Life Insurance Company	.NO	
							Candriam Alternative	.LUX	.NIA	Candriam Luxembourg	Ownership	100.000	New York Life Insurance Company	.NO	
							Candriam Alternative Systemat	.LUX	.NIA	Candriam Luxembourg	Ownership	100.000	New York Life Insurance Company	.NO	
										New York Life Insurance and Annuity Corporation	Ownership	0.200	New York Life Insurance Company	.NO	
							Candriam Bonds	.LUX	.NIA	Cordius CIG	Ownership	0.010	New York Life Insurance Company	.NO	
							Candriam Bonds Capital Securities	.LUX	.NIA	New York Life Insurance and Annuity Corporation	Ownership	19.780	New York Life Insurance Company	.NO	
										Cordius CIG	Ownership	0.010	New York Life Insurance Company	.NO	
							Candriam Bonds Credit Alpha	.LUX	.NIA						
							Candriam Bonds Credit Alpha	.LUX	.NIA						
							Candriam Bonds Emerging Debt Local Currencies	.LUX	.NIA	Cordius CIG	Ownership	0.020	New York Life Insurance Company	.NO	
										Cordius CIG	Ownership	0.010	New York Life Insurance Company	.NO	
							Candriam Bonds Emerging Markets Corporate	.LUX	.NIA						
							Candriam Bonds Emerging Markets Total Return	.LUX	.NIA	Cordius CIG	Ownership	0.010	New York Life Insurance Company	.NO	
										Cordius CIG	Ownership	0.020	New York Life Insurance Company	.NO	
							Candriam Bonds Euro Long Term	.LUX	.NIA	Candriam Luxembourg	Ownership	0.020	New York Life Insurance Company	.NO	
							Candriam Bonds International	.LUX	.NIA	Cordius CIG	Ownership	1.730	New York Life Insurance Company	.NO	
							Candriam Diversified Futures			New York Life Insurance and Annuity Corporation	Ownership	0.100	New York Life Insurance Company	.NO	
							Candriam Equities L	.LUX	.NIA	Cordius CIG	Ownership	0.030	New York Life Insurance Company	.NO	
							Candriam Equities L	.LUX	.NIA						

STATEMENT AS OF SEPTEMBER 30, 2022 OF THE LIFE INSURANCE COMPANY OF NORTH AMERICA

SCHEDULE Y

PART 1A - DETAIL OF INSURANCE HOLDING COMPANY SYSTEM

1	2	3	4	5	6	7	8	9	10	11	12	13	14	15	16
Group Code	Group Name	NAIC Company Code	ID Number	Federal RSSD	CIK	Name of Securities Exchange if Publicly Traded (U.S. or International)	Names of Parent, Subsidiaries Or Affiliates	Domi-ciliary Location	Relation-ship to Reporting Entity	Directly Controlled by (Name of Entity/Person)	Type of Control (Ownership, Board, Management, Attorney-in-Fact, Influence, Other)	If Control is Owner-ship Provide Per-centage	Ultimate Controlling Entity(ies)/Person(s)	Is an SCA Filing Re-quired? (Yes/No)	*
							Candriam Equities L EMU InnovationLUX	NIA.....	Cordius CIG	Ownership.....	0.010	New York Life Insurance CompanyNO.....	
							Candriam Equities L Meta GlobeLUX	NIA.....	Cordius CIG	Ownership.....	75.020	New York Life Insurance CompanyNO.....	
							Candriam Equities L Risk Arbitrage OpportunitiesLUX	NIA.....	New York Life Insurance and Annuity Corporation	Ownership.....	14.030	New York Life Insurance CompanyNO.....	
							Candriam Equities L Risk Arbitrage OpportunitiesLUX	NIA.....	Cordius CIG	Ownership.....	0.010	New York Life Insurance CompanyNO.....	
							Candriam GFLUX	NIA.....	New York Life Insurance and Annuity Corporation	Ownership.....	50.330	New York Life Insurance CompanyNO.....	
							Candriam GFLUX	NIA.....	Cordius CIG	Ownership.....	0.020	New York Life Insurance CompanyNO.....	
							Candriam GF AUSBIL Global Essential InfrastructureLUX	NIA.....	New York Life Insurance and Annuity Corporation	Ownership.....	89.300	New York Life Insurance CompanyNO.....	
							Candriam GF AUSBIL Global Essential InfrastructureLUX	NIA.....	Cordius CIG	Ownership.....	0.020	New York Life Insurance CompanyNO.....	
							Candriam GF Short Duration US High Yield BondsLUX	NIA.....	Cordius CIG	Ownership.....	0.180	New York Life Insurance CompanyNO.....	
							Candriam GF US Corporate BondsLUX	NIA.....	New York Life Insurance and Annuity Corporation	Ownership.....	96.290	New York Life Insurance CompanyNO.....	
							Candriam GF US High Yield Corporate BondsLUX	NIA.....	New York Life Insurance and Annuity Corporation	Ownership.....	33.570	New York Life Insurance CompanyNO.....	
							Candriam GF US High Yield Corporate BondsLUX	NIA.....	Cordius CIG	Ownership.....	0.020	New York Life Insurance CompanyNO.....	
							Candriam Impact OneLUX	NIA.....	New York Life Insurance and Annuity Corporation	Ownership.....	30.620	New York Life Insurance CompanyNO.....	
							Candriam LLUX	NIA.....	Cordius CIG	Ownership.....	0.060	New York Life Insurance CompanyNO.....	
							Candriam L Dynamic Asset AllocationLUX	NIA.....	Cordius CIG	Ownership.....	4.570	New York Life Insurance CompanyNO.....	
							Candriam L Multi-Asset Income & GrowthLUX	NIA.....	Cordius CIG	Ownership.....	0.010	New York Life Insurance CompanyNO.....	
							Candriam L Multi-Asset PremiaLUX	NIA.....	Cordius CIG	Ownership.....	0.030	New York Life Insurance CompanyNO.....	
							Candriam MLUX	NIA.....	Cordius CIG	Ownership.....	0.040	New York Life Insurance CompanyNO.....	
							Candriam M Global TradingLUX	NIA.....	Cordius CIG	Ownership.....	0.040	New York Life Insurance CompanyNO.....	
							Candriam M Impact FinanceLUX	NIA.....	Cordius CIG	Ownership.....	0.030	New York Life Insurance CompanyNO.....	
							Candriam M Multi StrategiesLUX	NIA.....	Cordius CIG	Ownership.....	0.050	New York Life Insurance CompanyNO.....	
							Candriam MM Multi StrategiesFRA	NIA.....	Cordius CIG	Ownership.....	4.310	New York Life Insurance CompanyNO.....	
							Candriam Multi-StrategiesFRA	NIA.....	Candriam Belgium	Ownership.....	16.510	New York Life Insurance CompanyNO.....	
							Candriam Multi-StrategiesFRA	NIA.....	Candriam France	Ownership.....	25.320	New York Life Insurance CompanyNO.....	
							Candriam Multi-StrategiesFRA	NIA.....	Candriam Luxembourg	Ownership.....	58.140	New York Life Insurance CompanyNO.....	
							Candriam Multi-StrategiesFRA	NIA.....	Cordius CIG	Ownership.....	0.010	New York Life Insurance CompanyNO.....	
							Candriam SustainableLUX	NIA.....	New York Life Insurance and Annuity Corporation	Ownership.....	0.100	New York Life Insurance CompanyNO.....	
							Candriam Sustainable Bond GlobalLUX	NIA.....	Cordius CIG	Ownership.....	0.010	New York Life Insurance CompanyNO.....	
							Candriam Sustainable Bond Global ConvertibleLUX	NIA.....	Cordius CIG	Ownership.....	0.010	New York Life Insurance CompanyNO.....	
							Candriam Sustainable Bond ImpactLUX	NIA.....	New York Life Insurance and Annuity Corporation	Ownership.....	46.100	New York Life Insurance CompanyNO.....	
							Candriam Sustainable Bond ImpactLUX	NIA.....	Cordius CIG	Ownership.....	0.010	New York Life Insurance CompanyNO.....	
							Candriam Sustainable Equity Future MobilityLUX	NIA.....	Cordius CIG	Ownership.....	0.010	New York Life Insurance CompanyNO.....	
							Candriam World AlternativeLUX	NIA.....	New York Life Insurance and Annuity Corporation	Ownership.....	33.080	New York Life Insurance CompanyNO.....	
							Candriam World Alternative AlphamaxLUX	NIA.....	New York Life Insurance and Annuity Corporation	Ownership.....	33.630	New York Life Insurance CompanyNO.....	
							Cleome Index Euro Long Term BondsLUX	NIA.....	Cleome Index	Ownership.....	0.050	New York Life Insurance CompanyNO.....	
							Cleome Index Global EquitiesLUX	NIA.....	Cleome Index	Ownership.....	0.090	New York Life Insurance CompanyNO.....	
							Cleome Index World EquitiesLUX	NIA.....	Cleome Index	Ownership.....	0.010	New York Life Insurance CompanyNO.....	
							ParicorLUX	NIA.....	Cordius CIG	Ownership.....	0.060	New York Life Insurance CompanyNO.....	
							Paricor PatrimoniumLUX	NIA.....	Cordius CIG	Ownership.....	0.070	New York Life Insurance CompanyNO.....	

STATEMENT AS OF SEPTEMBER 30, 2022 OF THE LIFE INSURANCE COMPANY OF NORTH AMERICA

SCHEDULE Y

PART 1A - DETAIL OF INSURANCE HOLDING COMPANY SYSTEM

1	2	3	4	5	6	7	8	9	10	11	12	13	14	15	16
Group Code	Group Name	NAIC Company Code	ID Number	Federal RSSD	CIK	Name of Securities Exchange if Publicly Traded (U.S. or International)	Names of Parent, Subsidiaries Or Affiliates	Domi-ciliary Location	Relation-ship to Reporting Entity	Directly Controlled by (Name of Entity/Person)	Type of Control (Ownership, Board, Management, Attorney-in-Fact, Influence, Other)	If Control is Owner-ship Provide Percen-tage	Ultimate Controlling Entity(ies)/Person(s)	Is an SCA Filing Re-quired? (Yes/No)	*
							Ausbil Investment Management LimitedAUS	..NIA	New York Life Investment Management Holdings II International	Ownership.....	79.570	New York Life Insurance CompanyNO	
							Ausbil Australia Pty. Ltd.AUS	..NIA	Ausbil Investment Management Limited	Ownership.....	100.000	New York Life Insurance CompanyNO	
							Ausbil Asset Management Pty. Ltd.AUS	..NIA	Ausbil Investment Management Limited	Ownership.....	100.000	New York Life Insurance CompanyNO	
							Ausbil Global Infrastructure Pty. LimitedAUS	..NIA	Ausbil Investment Management Limited	Ownership.....	55.000	New York Life Insurance CompanyNO	
							ISPT HoldingAUS	..NIA	Ausbil Investment Management Limited	Ownership.....	0.370	New York Life Insurance CompanyNO	
							Ausbil Investment Management Limited Employee Share TrustAUS	..NIA	Ausbil Investment Management Limited	Ownership.....	100.000	New York Life Insurance CompanyNO	
							Ausbil 130/30 Focus FundAUS	..NIA	Ausbil Investment Management Limited	Ownership.....	100.000	New York Life Insurance CompanyNO	10
										New York Life Insurance and Annuity Corporation	Ownership.....	12.350	New York Life Insurance CompanyNO	
							Ausbil Active Sustainable Equity FundAUS	..NIA	Ausbil Investment Management Limited	Ownership.....	100.000	New York Life Insurance CompanyNO	
							Ausbil Australian Active Equity FundAUS	..NIA	Ausbil Investment Management Limited	Ownership.....	100.000	New York Life Insurance CompanyNO	
							Ausbil Australian Concentrated Equity FundAUS	..NIA	Ausbil Investment Management Limited	Ownership.....	100.000	New York Life Insurance CompanyNO	
							Ausbil Australian Emerging Leaders FundAUS	..NIA	Ausbil Investment Management Limited	Ownership.....	100.000	New York Life Insurance CompanyNO	
							Ausbil Australian Geared Equity FundAUS	..NIA	Ausbil Investment Management Limited	Ownership.....	100.000	New York Life Insurance CompanyNO	
							Ausbil Australian Smallcap FundAUS	..NIA	Ausbil Investment Management Limited	Ownership.....	100.000	New York Life Insurance CompanyNO	
							Ausbil Balanced FundAUS	..NIA	Ausbil Investment Management Limited	Ownership.....	100.000	New York Life Insurance CompanyNO	
							Ausbil EGS Focus FundAUS	..NIA	Ausbil Investment Management Limited	Ownership.....	100.000	New York Life Insurance CompanyNO	
										New York Life Insurance and Annuity Corporation	Ownership.....	28.230	New York Life Insurance CompanyNO	
							Ausbil IT – Ausbil Global SmallCap FundAUS	..NIA	New York Life Insurance and Annuity Corporation	Ownership.....	98.740	New York Life Insurance CompanyNO	
							Ausbil IT – MacKay Shields Multi-Sector Bond FundAUS	..NIA	New York Life Insurance and Annuity Corporation	Ownership.....	11.600	New York Life Insurance CompanyNO	
							Ausbil IT Ausbil Long Short Focus FundAUS	..NIA	New York Life Investment Management Holdings LLC	Ownership.....	100.000	New York Life Insurance CompanyNO	
			56-2412827	3663273	0000914898		NYLIFE Distributors LLCDE	..NIA	NVLife Real Estate Holdings, LLC	Ownership.....	100.000	New York Life Insurance CompanyNO	
			27-0169511				Huntsville NYL LLCDE	..NIA	NVLife Real Estate Holdings, LLC	Ownership.....	100.000	New York Life Insurance CompanyNO	
							CC Acquisitions, LPDE	..NIA	NVLife Real Estate Holdings, LLC	Ownership.....	100.000	New York Life Insurance CompanyNO	
							REEP-IND Cedar Farms TN LLCDE	..NIA	NVLife Real Estate Holdings, LLC	Ownership.....	100.000	New York Life Insurance CompanyNO	
			61-1724274				REEP-IND Continental NC LLCDE	..NIA	NVLife Real Estate Holdings, LLC	Ownership.....	100.000	New York Life Insurance CompanyNO	
			46-3561738				REEP-IND Continental NC LLCDE	..NIA	REEP-IND Continental NC LLC	Ownership.....	93.000	New York Life Insurance CompanyNO	
			35-2496884				LRC-Patriot, LLCDE	..NIA	LRC-Patriot, LLC	Ownership.....	100.000	New York Life Insurance CompanyNO	
							REEP-LRC Industrial LLCDE	..NIA	NVLife Real Estate Holdings, LLC	Ownership.....	100.000	New York Life Insurance CompanyNO	
							REEP-IND Forest Park NJ LLCDE	..NIA	REEP-IND Forest Park NJ LLC	Ownership.....	100.000	New York Life Insurance CompanyNO	
							FP Building 4 LLCDE	..NIA	REEP-IND Forest Park NJ LLC	Ownership.....	100.000	New York Life Insurance CompanyNO	
							FP Building 1-2-3 LLCDE	..NIA	REEP-IND Forest Park NJ LLC	Ownership.....	100.000	New York Life Insurance CompanyNO	
							FP Building 17, LLCDE	..NIA	REEP-IND Forest Park NJ LLC	Ownership.....	100.000	New York Life Insurance CompanyNO	
							FP Building 20, LLCDE	..NIA	REEP-IND Forest Park NJ LLC	Ownership.....	100.000	New York Life Insurance CompanyNO	
							FP Mantua Grove LLCDE	..NIA	REEP-IND Forest Park NJ LLC	Ownership.....	100.000	New York Life Insurance CompanyNO	
							FP Lot 1.01 LLCDE	..NIA	REEP-IND Forest Park NJ LLC	Ownership.....	100.000	New York Life Insurance CompanyNO	
							REEP-IND NJ LLCDE	..NIA	NVLife Real Estate Holdings, LLC	Ownership.....	100.000	New York Life Insurance CompanyNO	
							NJIND JV LLCDE	..NIA	REEP-IND NJ LLC	Ownership.....	93.000	New York Life Insurance CompanyNO	
							NJIND Hook Road LLCDE	..NIA	NJIND JV LLC	Ownership.....	100.000	New York Life Insurance CompanyNO	
							NJIND Bay Avenue LLCDE	..NIA	NJIND JV LLC	Ownership.....	100.000	New York Life Insurance CompanyNO	
							NJIND Bay Avenue Urban Renewal LLCDE	..NIA	NJIND JV LLC	Ownership.....	100.000	New York Life Insurance CompanyNO	
							NJIND Corbin Street LLCDE	..NIA	NJIND JV LLC	Ownership.....	100.000	New York Life Insurance CompanyNO	
			46-2951535				REEP-MF Cumberland TN LLCDE	..NIA	NVLife Real Estate Holdings, LLC	Ownership.....	100.000	New York Life Insurance CompanyNO	
			20-1807159				Cumberland Apartments, LLCTN	..NIA	REEP-MF Cumberland TN LLC	Ownership.....	100.000	New York Life Insurance CompanyNO	
							REEP-MF Enclave TX LLCDE	..NIA	NVLife Real Estate Holdings, LLC	Ownership.....	100.000	New York Life Insurance CompanyNO	
							REEP-MF Marina Landing WA LLCDE	..NIA	NVLife Real Estate Holdings, LLC	Ownership.....	100.000	New York Life Insurance CompanyNO	
							REEP-SP Marina Landing LLCDE	..NIA	REEP-MF Marina Landing WA LLC	Ownership.....	98.000	New York Life Insurance CompanyNO	
							REEP-MF Mira Loma II TX LLCDE	..NIA	NVLife Real Estate Holdings, LLC	Ownership.....	100.000	New York Life Insurance CompanyNO	
							Mira Loma II, LLCDE	..NIA	REEP-MF Mira Loma II TX LLC	Ownership.....	50.000	New York Life Insurance CompanyNO	
							REEP-MF Summitt Ridge CO LLCDE	..NIA	NVLife Real Estate Holdings, LLC	Ownership.....	100.000	New York Life Insurance CompanyNO	
							REEP-MF Woodridge IL LLCDE	..NIA	NVLife Real Estate Holdings, LLC	Ownership.....	100.000	New York Life Insurance CompanyNO	

STATEMENT AS OF SEPTEMBER 30, 2022 OF THE LIFE INSURANCE COMPANY OF NORTH AMERICA

SCHEDULE Y
PART 1A - DETAIL OF INSURANCE HOLDING COMPANY SYSTEM

1	2	3	4	5	6	7	8	9	10	11	12	13	14	15	16
Group Code	Group Name	NAIC Company Code	ID Number	Federal RSSD	CIK	Name of Securities Exchange if Publicly Traded (U.S. or International)	Names of Parent, Subsidiaries Or Affiliates	Domi-ciliary Location	Relation-ship to Reporting Entity	Directly Controlled by (Name of Entity/Person)	Type of Control (Ownership, Board, Management, Attorney-in-Fact, Influence, Other)	If Control is Owner-ship Provide Percen-tage	Ultimate Controlling Entity(ies)/Person(s)	Is an SCA Filing Re-quired? (Yes/No)	*
							REEP-OF Centerpointe VA LLC	DE	NIA	NYLife Real Estate Holdings, LLC	Ownership	100.000	New York Life Insurance Company	NO	
							Centerpointe Fairfax Holdings LLC	DE	NIA	REEP-OF Centerpointe VA LLC	Ownership	50.000	New York Life Insurance Company	NO	
							REEP-OFC 575 Lex NY LLC	DE	NIA	NYLife Real Estate Holdings, LLC	Ownership	100.000	New York Life Insurance Company	NO	
							REEP-OFC 575 Lex NY GP LLC	DE	NIA	NYLife Real Estate Holdings, LLC	Ownership	100.000	New York Life Insurance Company	NO	
							Maple REEP-OFC 575 Lex Holdings LP	DE	NIA	REEP-OFC 575 Lex NY GP LLC	Ownership	50.000	New York Life Insurance Company	NO	
							Maple REEP-OFC 575 Lex Owner LLC	DE	NIA	REEP-OFC 575 Lex NY GP LLC	Ownership	50.000	New York Life Insurance Company	NO	
							REEP-RTL SASI GA LLC	DE	NIA	NYLife Real Estate Holdings, LLC	Ownership	100.000	New York Life Insurance Company	NO	
							REEP-RTL Bradford PA LLC	DE	NIA	NYLife Real Estate Holdings, LLC	Ownership	100.000	New York Life Insurance Company	NO	
							REEP-OFC Royal Centre GA LLC	DE	NIA	NYLife Real Estate Holdings, LLC	Ownership	100.000	New York Life Insurance Company	NO	
							REEP-RTL CTC NY LLC	DE	NIA	NYLife Real Estate Holdings, LLC	Ownership	100.000	New York Life Insurance Company	NO	
							REEP-OFC 5005 LBJ Freeway TX LLC	DE	NIA	NYLife Real Estate Holdings, LLC	Ownership	97.000	New York Life Insurance Company	NO	
							5005 LBJ Tower LLC	DE	NIA	REEP-OFC 5005 LBJ Freeway TX LLC	Ownership	97.000	New York Life Insurance Company	NO	
							REEP-OFC/RTL MARKET ROSS TX LLC	DE	NIA	NYLife Real Estate Holdings, LLC	Ownership	100.000	New York Life Insurance Company	NO	
			37-1842612				MARKET ROSS TX JV LLC	DE	NIA	REEP-OFC/RTL MARKET ROSS TX LLC	Ownership	98.700	New York Life Insurance Company	NO	
			61-1808552				MARKET ROSS TX GARAGE OWNER LC	DE	NIA	MARKET ROSS TX JV LLC	Ownership	100.000	New York Life Insurance Company	NO	
			36-4852864				MARKET ROSS TX OFFICE OWNER LLC	DE	NIA	MARKET ROSS TX JV LLC	Ownership	100.000	New York Life Insurance Company	NO	
			32-0511592				MARKET ROSS TX RETAIL OWNER LLC	DE	NIA	MARKET ROSS TX JV LLC	Ownership	100.000	New York Life Insurance Company	NO	
							REEP-OFC Mallory TN LLC	DE	NIA	NYLife Real Estate Holdings, LLC	Ownership	100.000	New York Life Insurance Company	NO	
							3665 Mallory JV LLC	DE	NIA	REEP-OFC Mallory TN LLC	Ownership	90.900	New York Life Insurance Company	NO	
							REEP-OFC Water Ridge NC LLC	DE	NIA	NYLife Real Estate Holdings, LLC	Ownership	100.000	New York Life Insurance Company	NO	
							REEP-OFC Viridian AZ LLC	DE	NIA	NYLife Real Estate Holdings, LLC	Ownership	100.000	New York Life Insurance Company	NO	
							REEP-Hines Viridian JV LLC	DE	NIA	REEP-OFC Viridian AZ LLC	Ownership	73.031	New York Life Insurance Company	NO	
							REEP-OFC 2300 EMPIRE LLC	DE	NIA	NYLife Real Estate Holdings, LLC	Ownership	100.000	New York Life Insurance Company	NO	
							REEP-MF Wynnewood PA LLC	DE	NIA	NYLife Real Estate Holdings, LLC	Ownership	100.000	New York Life Insurance Company	NO	
			30-1018932				Wynnewood JV LLC	DE	NIA	REEP-MF Wynnewood PA LLC	Ownership	100.000	New York Life Insurance Company	NO	
							REEP-MU Fayetteville NC LLC	DE	NIA	NYLife Real Estate Holdings, LLC	Ownership	100.000	New York Life Insurance Company	NO	
							501 Fayetteville JV LLC	DE	NIA	REEP-MU Fayetteville NC LLC	Ownership	85.000	New York Life Insurance Company	NO	
							501 Fayetteville Owner LLC	DE	NIA	501 Fayetteville JV LLC	Ownership	100.000	New York Life Insurance Company	NO	
							REEP-MU SOUTH GRAHAM NC LLC	DE	NIA	NYLife Real Estate Holdings, LLC	Ownership	100.000	New York Life Insurance Company	NO	
							401 SOUTH GRAHAM JV LLC	DE	NIA	REEP-MU SOUTH GRAHAM NC LLC	Ownership	90.000	New York Life Insurance Company	NO	
							401 SOUTH GRAHAM OWNER LLC	DE	NIA	401 SOUTH GRAHAM JV LLC	Ownership	100.000	New York Life Insurance Company	NO	
							REEP-IND COMMERCE CITY CO LLC	DE	NIA	NYLife Real Estate Holdings, LLC	Ownership	100.000	New York Life Insurance Company	NO	
							REEP-BRENNAN COMMERCE CITY JV LLC	DE	NIA	REEP-IND COMMERCE CITY CO LLC	Ownership	95.000	New York Life Insurance Company	NO	
							REEP-MF ART TOWER OR LLC	DE	NIA	NYLife Real Estate Holdings, LLC	Ownership	100.000	New York Life Insurance Company	NO	
							REEP-WP ART TOWER JV LLC	DE	NIA	REEP-MF ART TOWER OR LLC	Ownership	95.000	New York Life Insurance Company	NO	
							REEP-OFC Mass Ave MA LLC	DE	NIA	NYLife Real Estate Holdings, LLC	Ownership	100.000	New York Life Insurance Company	NO	
			85-3570605				REEP-MF FARMINGTON IL LLC	DE	NIA	NYLife Real Estate Holdings, LLC	Ownership	100.000	New York Life Insurance Company	NO	
			85-3582543				REEP-MARQUETTE FARMINGTON JV LLC	DE	NIA	REEP-MF FARMINGTON IL LLC	Ownership	90.000	New York Life Insurance Company	NO	
			85-3602362				REEP-MARQUETTE FARMINGTON OWNER LLC	DE	NIA	REEP-MARQUETTE FARMINGTON JV LLC	Ownership	100.000	New York Life Insurance Company	NO	
			87-2888368				REEP-MF BELLEVUE STATION WA LLC	DE	NIA	NYLife Real Estate Holdings LLC	Ownership	100.000	New York Life Insurance Company	NO	
			87-2917401				REEP-LP BELLEVUE STATION JV LLC	DE	NIA	REEP-MF BELLEVUE STATION WA LLC	Ownership	100.000	New York Life Insurance Company	NO	
							REEP-HINES ENCLAVE POINT AZ LLC	DE	NIA	NYLife Real Estate Holdings LLC	Ownership	100.000	New York Life Insurance Company	NO	
							REEP-HINES ENCLAVE POINT JV LLC	DE	NIA	REEP-HINES ENCLAVE POINT AZ LLC	Ownership	50.000	New York Life Insurance Company	NO	
							REEP-MF WILDHORSE RANCH TX LLC	DE	NIA	NYLife Real Estate Holdings LLC	Ownership	100.000	New York Life Insurance Company	NO	
			87-2917401				REEP-WP WILDHORSE RANCH JV LLC	DE	NIA	REEP-MF WILDHORSE RANCH TX LLC	Ownership	100.000	New York Life Insurance Company	NO	

Asterisk	Explanation
1	Contractual Client – Madison Capital Funding LLC, an indirect wholly owned affiliate of the Company, has contractual control of this entity's loan portfolio.
2	Apogem Capital LLC owns 24.66% of the voting management shares. NYLCAP India Funding LLC owns 36% of non-voting carry shares.
3	Apogem Capital LLC owns 24.66% of the voting management shares. NYLCAP India Funding III LLC owns 31.36% of non-voting carry shares.

STATEMENT AS OF SEPTEMBER 30, 2022 OF THE LIFE INSURANCE COMPANY OF NORTH AMERICA

Asterisk	Explanation
4	Investment Pool – Investment pool of leveraged loans managed by New York Life Investment Management LLC, an indirect wholly owned affiliate of the Company.
5	Reliance Relationship – Entire proceeds of the entity are invested in a funding agreement of the Company.
6	Energy Contracts and Aircraft Loans Investments – with 100% of the investments coming from the Company and its wholly owned affiliate New York Life Insurance and Annuity Corporation.
7	Control of this entity is pursuant to an investment management contract with Apogem Capital LLC, or affiliate, not through ownership of voting interests.
8	Investment Pool – Investment pool of mixed assets managed by New York Life Investment Management LLC, an indirect wholly owned affiliate of the Company.
9	Control of this entity is pursuant to a management contract with NYL Investors LLC.
10	Ausbil Investment Management Limited has sole authority over the management of the fund.
11	Investment Pool – Bankruptcy-remote special purpose investment pool vehicle for issuing notes.
12	Investment Pool – Investment pool of leveraged loans managed by Flatiron RR LLC, Manager Series.

STATEMENT AS OF SEPTEMBER 30, 2022 OF THE LIFE INSURANCE COMPANY OF NORTH AMERICA

SUPPLEMENTAL EXHIBITS AND SCHEDULES INTERROGATORIES

The following supplemental reports are required to be filed as part of your statement filing. However, in the event that your company does not transact the type of business for which the special report must be filed, your response of NO to the specific interrogatory will be accepted in lieu of filing a "NONE" report and a bar code will be printed below. If the supplement is required of your company but is not being filed for whatever reason enter SEE EXPLANATION and provide an explanation following the interrogatory questions.

	Response
1. Will the Trusteed Surplus Statement be filed with the state of domicile and the NAIC with this statement?	NO
2. Will the Medicare Part D Coverage Supplement be filed with the state of domicile and the NAIC with this statement?	NO
3. Will the Reasonableness of Assumptions Certification required by Actuarial Guideline XXXV be filed with the state of domicile and electronically with the NAIC?	NO
4. Will the Reasonableness and Consistency of Assumptions Certification required by Actuarial Guideline XXXV be filed with the state of domicile and electronically with the NAIC?	NO
5. Will the Reasonableness of Assumptions Certification for Implied Guaranteed Rate Method required by Actuarial Guideline XXXVI be filed with the state of domicile and electronically with the NAIC?	NO
6. Will the Reasonableness and Consistency of Assumptions Certification required by Actuarial Guideline XXXVI (Updated Average Market Value) be filed with the state of domicile and electronically with the NAIC?	NO
7. Will the Reasonableness and Consistency of Assumptions Certification required by Actuarial Guideline XXXVI (Updated Market Value) be filed with the state of domicile and electronically with the NAIC?	NO
8. Will the Life PBR Statement of Exemption be filed with the state of domicile by July 1st and electronically with the NAIC with the second quarterly filing per the Valuation Manual (by August 15)? (2nd Quarter Only) The response for 1st and 3rd quarters should be N/A. A NO response resulting with a bar code is only appropriate in the 2nd quarter.	N/A

AUGUST FILING


9. Will the regulator-only (non-public) Communication of Internal Control Related Matters Noted in Audit be filed with the state of domicile and electronically with the NAIC (as a regulator-only non-public document) by August 1? The response for 1st and 3rd quarters should be N/A. A NO response resulting with a bar code is only appropriate in the 2nd quarter.	N/A
--	-----

Explanation:

1.
2.
3.
4.
5.
6.
7.

Bar Code:

1. Trusteed Surplus Statement [Document Identifier 490]
2. Medicare Part D Coverage Supplement [Document Identifier 365]
3. Reasonableness of Assumptions Certification required by Actuarial Guideline XXXV [Document Identifier 445]
4. Reasonableness and Consistency of Assumptions Certification required by Actuarial Guideline XXXV [Document Identifier 446]
5. Reasonableness of Assumptions Certification for Implied Guaranteed Rate Method required by Actuarial Guideline XXXVI [Document Identifier 447]
6. Reasonableness and Consistency of Assumptions Certification required by Actuarial Guideline XXXVI [Document Identifier 448]
7. Reasonableness and Consistency of Assumptions Certification required by Actuarial Guideline XXXVI (Updated Market Value) [Document Identifier 449]



SCHEDULE A - VERIFICATION

Real Estate

	1	2
	Year to Date	Prior Year Ended December 31
1. Book/adjusted carrying value, December 31 of prior year		
2. Cost of acquired:		
2.1 Actual cost at time of acquisition		
2.2 Additional investment made after acquisition		
3. Current year change in encumbrances		
4. Total gain (loss) on disposals		
5. Deduct amounts received on disposals		
6. Total foreign exchange change in book/adjusted carrying value		
7. Deduct current year's other than temporary impairment recognized		
8. Deduct current year's depreciation		
9. Book/adjusted carrying value at the end of current period (Lines 1+2+3+4-5+6-7-8)		
10. Deduct total nonadmitted amounts		
11. Statement value at end of current period (Line 9 minus Line 10)		

SCHEDULE B - VERIFICATION

Mortgage Loans

	1	2
	Year to Date	Prior Year Ended December 31
1. Book value/recorded investment excluding accrued interest, December 31 of prior year	706,803,805	626,956,856
2. Cost of acquired:		
2.1 Actual cost at time of acquisition	308,007,627	282,844,053
2.2 Additional investment made after acquisition	24,417,169	2,735,901
3. Capitalized deferred interest and other	132,358	29,462
4. Accrual of discount	793,127	155,316
5. Unrealized valuation increase (decrease)		
6. Total gain (loss) on disposals		
7. Deduct amounts received on disposals	6,003,830	200,337,044
8. Deduct amortization of premium and mortgage interest points and commitment fees	891,171	5,580,739
9. Total foreign exchange change in book value/recorded investment excluding accrued interest		
10. Deduct current year's other than temporary impairment recognized		
11. Book value/recorded investment excluding accrued interest at end of current period (Lines 1+2+3+4+5+6-7-8+9-10)	1,033,259,085	706,803,805
12. Total valuation allowance		
13. Subtotal (Line 11 plus Line 12)	1,033,259,085	706,803,805
14. Deduct total nonadmitted amounts		
15. Statement value at end of current period (Line 13 minus Line 14)	1,033,259,085	706,803,805

SCHEDULE BA - VERIFICATION

Other Long-Term Invested Assets

	1	2
	Year to Date	Prior Year Ended December 31
1. Book/adjusted carrying value, December 31 of prior year		
2. Cost of acquired:		
2.1 Actual cost at time of acquisition	455,055	
2.2 Additional investment made after acquisition		
3. Capitalized deferred interest and other		
4. Accrual of discount		
5. Unrealized valuation increase (decrease)		
6. Total gain (loss) on disposals		
7. Deduct amounts received on disposals		
8. Deduct amortization of premium and depreciation		
9. Total foreign exchange change in book/adjusted carrying value		
10. Deduct current year's other than temporary impairment recognized		
11. Book/adjusted carrying value at end of current period (Lines 1+2+3+4+5+6-7-8+9-10)	455,055	
12. Deduct total nonadmitted amounts		
13. Statement value at end of current period (Line 11 minus Line 12)	455,055	

SCHEDULE D - VERIFICATION

Bonds and Stocks

	1	2
	Year to Date	Prior Year Ended December 31
1. Book/adjusted carrying value of bonds and stocks, December 31 of prior year	7,254,980,017	6,797,391,689
2. Cost of bonds and stocks acquired	562,795,055	1,527,832,474
3. Accrual of discount	10,411,939	14,109,807
4. Unrealized valuation increase (decrease)	(5,350,559)	
5. Total gain (loss) on disposals	(6,285,786)	26,147,211
6. Deduct consideration for bonds and stocks disposed of	625,275,635	1,104,097,047
7. Deduct amortization of premium	18,547,010	26,691,696
8. Total foreign exchange change in book/adjusted carrying value	(10,427,750)	1,020,508
9. Deduct current year's other than temporary impairment recognized	16,296,771	
10. Total investment income recognized as a result of prepayment penalties and/or acceleration fees	3,388,879	19,267,071
11. Book/adjusted carrying value at end of current period (Lines 1+2+3+4+5-6-7+8-9+10)	7,149,392,379	7,254,980,017
12. Deduct total nonadmitted amounts		
13. Statement value at end of current period (Line 11 minus Line 12)	7,149,392,379	7,254,980,017

STATEMENT AS OF SEPTEMBER 30, 2022 OF THE LIFE INSURANCE COMPANY OF NORTH AMERICA

SCHEDULE D - PART 1B

Showing the Acquisitions, Dispositions and Non-Trading Activity
During the Current Quarter for all Bonds and Preferred Stock by NAIC Designation

NAIC Designation	1 Book/Adjusted Carrying Value Beginning of Current Quarter	2 Acquisitions During Current Quarter	3 Dispositions During Current Quarter	4 Non-Trading Activity During Current Quarter	5 Book/Adjusted Carrying Value End of First Quarter	6 Book/Adjusted Carrying Value End of Second Quarter	7 Book/Adjusted Carrying Value End of Third Quarter	8 Book/Adjusted Carrying Value December 31 Prior Year
BONDS								
1. NAIC 1 (a)	3,147,521,224	997,421,737	1,090,406,519	(4,553,993)	3,212,044,151	3,147,521,224	3,049,982,449	3,125,494,796
2. NAIC 2 (a)	3,743,940,441	20,675,886	59,699,747	(4,163,388)	3,718,403,835	3,743,940,441	3,700,753,192	3,820,472,963
3. NAIC 3 (a)	359,167,914	25,280,499	2,022,135	439,020	369,694,360	359,167,914	382,865,298	354,127,709
4. NAIC 4 (a)	204,309,627	15,142,713	872,717	(18,723,588)	150,020,691	204,309,627	199,856,035	140,131,236
5. NAIC 5 (a)	1,895,444		3,692,923	11,308,159	2,189,347	1,895,444	9,510,680	26,071,437
6. NAIC 6 (a)	22,307,981	1,719,070	(300,135)	(2,813,693)	20,532,944	22,307,981	21,513,493	1,520,701
7. Total Bonds	7,479,142,631	1,060,239,905	1,156,393,906	(18,507,483)	7,472,885,328	7,479,142,631	7,364,481,147	7,467,818,842
PREFERRED STOCK								
8. NAIC 1								
9. NAIC 2								
10. NAIC 3								
11. NAIC 4								
12. NAIC 5								
13. NAIC 6								
14. Total Preferred Stock								
15. Total Bonds and Preferred Stock	7,479,142,631	1,060,239,905	1,156,393,906	(18,507,483)	7,472,885,328	7,479,142,631	7,364,481,147	7,467,818,842

(a) Book/Adjusted Carrying Value column for the end of the current reporting period includes the following amount of short-term and cash equivalent bonds by NAIC designation:

NAIC 1 \$236,691,713 ; NAIC 2 \$; NAIC 3 \$ NAIC 4 \$; NAIC 5 \$; NAIC 6 \$

SCHEDULE DA - PART 1

Short-Term Investments

	1	2	3	4	5
	Book/Adjusted Carrying Value	Prior Year Value	Actual Cost	Interest Collected Year-to-Date	Paid for Accrued Interest Year-to-Date
7709999999 Totals		XX			

NONE

SCHEDULE DA - VERIFICATION

Short-Term Investments

	1	2
	Year To Date	Prior Year Ended December 31
1. Book/adjusted carrying value, December 31 of prior year		5,000,000
2. Cost of short-term investments acquired		
3. Accrual of discount		
4. Unrealized valuation increase (decrease)		
5. Total gain (loss) on disposals		
6. Deduct consideration received on disposals		5,000,000
7. Deduct amortization of premium		
8. Total foreign exchange change in book/adjusted carrying value		
9. Deduct current year's other than temporary impairment recognized		
10. Book/adjusted carrying value at end of current period (Lines 1+2+3+4+5-6-7+8-9)		
11. Deduct total nonadmitted amounts		
12. Statement value at end of current period (Line 10 minus Line 11)		

Schedule DB - Part A - Verification - Options, Caps, Floors, Collars, Swaps and Forwards

N O N E

Schedule DB - Part B - Verification - Futures Contracts

N O N E

Schedule DB - Part C - Section 1 - Replication (Synthetic Asset) Transactions (RSATs) Open

N O N E

Schedule DB-Part C-Section 2-Reconciliation of Replication (Synthetic Asset) Transactions Open

N O N E

Schedule DB - Verification - Book/Adjusted Carrying Value, Fair Value and Potential Exposure of
Derivatives

N O N E

SCHEDULE E - PART 2 - VERIFICATION

(Cash Equivalents)

	1	2
	Year To Date	Prior Year Ended December 31
1. Book/adjusted carrying value, December 31 of prior year	254,001,336	655,495,962
2. Cost of cash equivalents acquired	2,714,155,075	5,341,698,152
3. Accrual of discount	1,577,059	173,198
4. Unrealized valuation increase (decrease)		
5. Total gain (loss) on disposals	(20,925)	6,957
6. Deduct consideration received on disposals	2,719,033,877	5,743,372,933
7. Deduct amortization of premium		
8. Total foreign exchange change in book/adjusted carrying value		
9. Deduct current year's other than temporary impairment recognized		
10. Book/adjusted carrying value at end of current period (Lines 1+2+3+4+5-6-7+8-9)	250,678,668	254,001,336
11. Deduct total nonadmitted amounts		
12. Statement value at end of current period (Line 10 minus Line 11)	250,678,668	254,001,336