

CREDIT OPINION

12 June 2025

Update



Send Your Feedback

RATINGS

New York Life Insurance Company

Domicile	New York, United States
Long Term Rating	Aa1
Type	Insurance Financial Strength
Outlook	Stable

Please see the [ratings section](#) at the end of this report for more information. The ratings and outlook shown reflect information as of the publication date.

Contacts

Bob Garofalo +1.212.553.4663
VP-Sr Credit Officer
bob.garofalo@moody's.com

Hannah Lin +1.212.553.4158
Ratings Associate
hannah.lin@moody's.com

Scott Robinson, CFA +1.212.553.3746
Associate Managing Director
scott.robinson@moody's.com

Marc R. Pinto, CFA +1.212.553.4352
MD-Financial Institutions
marc.pinto@moody's.com

CLIENT SERVICES

Americas 1-212-553-1653
Asia Pacific 852-3551-3077
Japan 81-3-5408-4100
EMEA 44-20-7772-5454

New York Life Insurance Company

Update following downgrade of IFS rating to Aa1 following action on US government; outlook stable

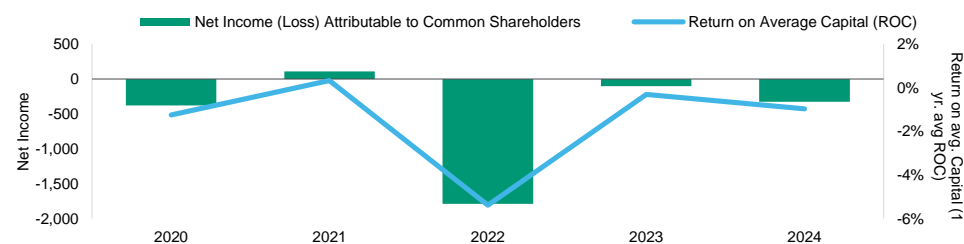
Summary

Our credit view of [New York Life Insurance Company](#) (NYLIC, insurance financial strength (IFS) rating Aa1, stable) and its affiliates, [New York Life Insurance and Annuity Corporation](#) (NYLIAC, IFS rating Aa1, stable), [Life Insurance Company of North America](#) (LINA, IFS rating Aa1, stable), and [NYLIFE Insurance Company of Arizona](#) (NYLAZ, IFS rating Aa1, stable) collectively, New York Life or NYL reflects the company's intrinsic strengths as the largest US mutual life insurer, and well-known brand name with leading positions in the US life insurance market, which is supported by its stable block of individual life insurance business, and strong business diversity provided by its Strategic Businesses including - New York Life Investment Management – an asset manager, and New York Life Group Benefit Solutions - group insurance business. New York Life's commitment to mutuality and long-term strategic focus, and a high degree of financial flexibility through its participating (par) policyholder dividend mechanism on its large block of whole life (WL) insurance policies are key to its rating. These strengths are mitigated by a higher-risk liability profile than other highly rated peers, and smaller relative par WL block. Material holdings of higher-risk assets (including below investment-grade bonds and private middle market loans), and a capital adequacy ratio, which while strong, is lower than highly-rated mutual peers, particularly in a stress case, also mitigate New York Life's corporate strengths. Dependence on other business earnings to support some of the firm's par WL dividend is a risk if the profitability of those businesses does not grow at the same pace as par WL reserves over time.

On May 19, 2025 Moody's [downgraded](#) to Aa1 from Aaa the IFS rating of NYL, and changed the outlook to stable from negative. The rating action followed the [downgrade](#) to Aa1 from Aaa and change in outlook to stable from negative of the Government of United States of America (US Government) (Aa1 stable) on May 16, 2025. Moody's views the downgrade not to be reflective of any recent decline in New York Life's credit fundamentals, and we still believe that the company exhibits business and financial profiles consistent with the highest rating (Aaa).

Exhibit 1

Adjusted net income driven lower by net realized capital losses



Source: Company filings and Moody's Ratings

Credit strengths

- » Top-tier position in the domestic individual life insurance market with a large inforce of individual life insurance containing significant embedded profits
- » Leading position in group life and disability insurance through its New York Life Group Benefit Solutions business ("GBS")
- » Productive and well-established career agency distribution network
- » Well diversified investment portfolio, strong liquidity, and strong capitalization

Credit challenges

- » Shifting liability profile away from par WL toward relatively higher-risk liabilities
- » Material holdings of higher-risk assets, including below investment-grade bonds, middle market loans, alternative investments, as well as real estate-related investments
- » Capital adequacy, as measured by an NAIC RBC ratio, is lower than highly-rated mutual peers particularly in a stress case

Outlook

The outlook on NYL's ratings is stable, reflecting the company's good business profile, which benefits from leading positions in the U.S. market and diversification by business lines. Items to watch in the near-term include the productivity and performance of its Foundational and GBS businesses, the risk profile of its in-force business including excess mortality losses and future morbidity performance, investment risk, and interest rates

This publication does not announce a credit rating action. For any credit ratings referenced in this publication, please see the issuer/deal page on <https://ratings.moody.com> for the most updated credit rating action information and rating history.

Factors that could lead to an upgrade

An upgrade is unlikely because the Aa1 IFS rating on New York Life is at the same level as the sovereign ratings of the Government of the United States of America, and the insurer has sizable exposure to domestic insurance and financial markets. The following factors could place upward pressure on the ratings:

- » Improvement in the US Government's credit quality, as evidenced by an upgrade of its sovereign rating
- » Sustainable, profitable growth in its life insurance businesses relative to its other businesses
- » Lower asset risk commensurate with the growth in par whole life reserves
- » Consolidated NAIC CAL RBC ratio of at least 450%,
- » Adjusted financial leverage below 15%

Factors that could lead to a downgrade

Conversely, the following factors could place downward pressure on the ratings

- » NAIC RBC ratio below 400% for an extended period or a reduction in capital of more than 10% over a 12 month period
- » A perceived lessening of the firm's commitment to par WL, product conservatism, and/or to mutuality, with or without a large acquisition
- » A significant increase in high risk assets, losses and impairments
- » Adjusted financial leverage above 20%
- » A downgrade of the sovereign ratings of the US Government

Key indicators

Exhibit 2

New York Life [1][2]	2024	2023	2022	2021	2020
As Reported (US Dollar Millions)					
Total Assets	447,818	424,528	407,282	394,866	373,582
Total Shareholders' Equity	26,427	25,294	23,887	24,566	21,668
Net Income (Loss) Attributable to Common Shareholders	250	805	(1,127)	277	(531)
Total Revenue	58,645	51,050	55,364	47,994	49,491
Moody's Adjusted Ratios					
High Risk Assets % Shareholders' Equity	142.6%	144.6%	-	-	-
Goodwill & Intangibles % Shareholders' Equity	0.0%	0.0%	0.0%	0.0%	0.0%
Shareholders' Equity % Total Assets	5.6%	5.8%	-	-	-
Return on Average Capital (ROC)	-1.0%	-0.3%	-5.4%	0.3%	-1.2%
Sharpe Ratio of ROC (5 yr.)	NM	NM	NM	77.2%	-
Financial Leverage	13.3%	14.5%	16.3%	16.7%	19.9%
Total Leverage	18.1%	19.3%	19.5%	19.8%	23.4%
Earnings Coverage	0.7x	1.6x	-4.1x	2.6x	0.6x
Cash Flow Coverage	NA	NA	NA	NA	NA
Net Unrealized Gain(Loss) % Shareholders' Equity	-69.4%	-60.8%	-91.4%	0.0%	0.0%

[1] Information based on SAP financial statements as of the fiscal year ended 31 December. [2] Certain items may have been relabeled and/or reclassified for global consistency.

Source: Company filings and Moody's Ratings

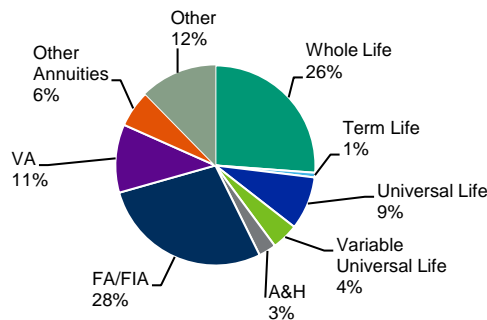
Profile

New York Life Insurance Company and its affiliated entities provide individuals and businesses with life insurance products, annuities, long-term care insurance, pension products, mutual funds, and a variety of investment products and services.

According to the Life Insurance Marketing and Research Association (LIMRA), New York Life was among the largest sellers of life insurance products and fixed annuities in the US in 2024. In addition to NYLIC, the other principal US life affiliates in the group are

NYLIAC, NYLAZ and LINA, the primary subsidiary housing the GBS business, as well as smaller New York subsidiary, New York Life Group Insurance Company of NY (not rated). New York Life's primary asset management subsidiary is New York Life Investment Management Holdings, LLC (NYLIM). The company had approximately \$808 billion (for year-end 2024) in assets under management consisting of insurance assets of its domestic and international (i.e., its insurance operation in Mexico, Seguros Monterrey New York Life) insurance operations, and assets the company manages for third-party investors.

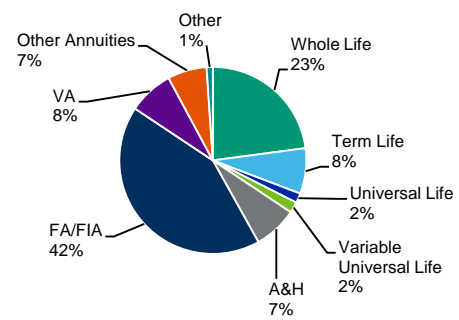
Exhibit 3

Diversified reserves at year-end 2024

Information based on SAP financial statements

Source: Moody's Ratings; S&P Global Market Intelligence LLC

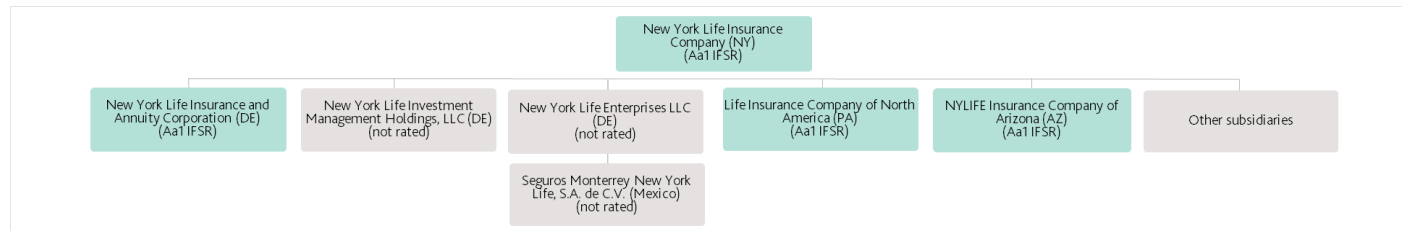
Exhibit 4

2024 premiums driven by individual retirement and life insurance businesses

Information based on SAP financial statements

Source: Moody's Ratings; S&P Global Market Intelligence LLC

Exhibit 5

Simplified organizational chart

Green: rated entities. Grey: not rated.

Source: Company filings; Moody's Ratings

Detailed credit considerations

Moody's rates New York Life Aaa for insurance financial strength, which is one notch higher than the adjusted scorecard-indicated outcome. The principal differences are: (a) a focus on, and a strong market position in, the participating life insurance business, (b) a governance structure with a strong focus on the best interests of policyholders/creditors, (c) an emphasis on superior customer value with substantial experience-rated policyholder dividends, and a strong capital position that depresses reported profitability metrics.

Insurance financial strength rating

The key factors currently influencing the rating and outlook are:

Market position & brand: Leading positions in a number of markets

New York Life has one of the most well-recognized and respected brands in the US, and a leading market position in a number of important segments of the industry, with a successful middle market customer focus. According to LIMRA, as of Q4 2024, New York Life was among the largest sellers of whole life insurance (#3) in the US, including par WL, a product that allows the company to share both favorable and unfavorable investment and insurance experience with policyholders by adjusting the dividend liability. It is also the #3 provider of fixed annuities and #1 provider of lifetime income annuities. Its Strategic Businesses include a top 5 player with its GBS business (includes group life and disability insurance, and other employee benefits), and the largest underwriter of

professional association insurance in the US. The company also offers institutional products that includes funding agreement-backed notes (FABNs), although these are opportunistic rather than core products. The FABN program also includes a \$3.5 billion funding agreement commercial paper (FACP) program through New York Life Short Term Funding, LLC. Separately, New York Life owns an established asset management operation through NYLIM (although not reflected in this ratio). Accordingly, we view the company's market position and brand to be in line with expectations for Aaa insurers and have moved this factor up from the Aa indicated by the scorecard metric.

Distribution: Diverse distribution channels support the company's standing in the market

New York Life benefits from a diverse network of distribution channels including career agents, independent brokers, banks, direct/sponsored distribution (e.g. AARP), and an institutional sales force. While distribution diversity is consistent with a Aa rating on an unadjusted basis, it is one of the broadest among mutuals. New York Life's key strength remains its productive Foundational Business with around 12,000 member career agency force, which is its primary channel for distributing permanent, cash value life insurance products – the company's core product. The controlled nature of the company's managerial career agency system contributes to New York Life's strong business retention rates, and its focus on "cultural" market recruitment helps it grow sales from under-penetrated ethnic and niche markets (e.g., Latino, Asian, women). The other distribution channels are primarily used to distribute specialized insurance and investment products, such as COLI/BOLI, sponsored life products (AARP and Professional Affinity Organizations), fixed annuities (including Fidelity Investments), investment products, and group insurance through GBS. Some of these channels afford the company less control over its producers compared to its Foundational Business. Because of the importance of the career force for par WL sales, we view the company's distribution to be in line with expectations for Aa insurers, same as its unadjusted score.

Product focus and diversification: Individual and institutional channels comprise a broad business mix; low-risk par WL is not dominant, but remains a focal point

New York Life manufactures and markets a wide range of products for both retail and institutional buyers, and maintains a risk profile consistent with Aa peers. The company's principal product lines include individual life insurance, individual annuities (fixed, immediate, and variable annuities-VAs), long-term care insurance, group insurance, pensions and institutional investment products business, and asset management through its NYLIM subsidiary. The overall risk profile of the company's product portfolio, which is well positioned among its competitors, is supported by its large block of participating life insurance (about 26% of total year-end 2024 general and separate account liabilities), one of the lowest risk products sold by U.S. firms. We note that New York Life uses a significant percentage of non-par business earnings that includes GBS to supplement its dividend to participating whole life policyholders - a trend that may not be sustainable over time, as par WL reserves grow. This could lead to lower sales and persistency, if dividends do not keep pace with those of other mutual peers. We expect par WL to remain a focal point for New York Life, supporting the Aa adjusted score.

Asset quality: Impairments and rating migrations are likely in the current economic environment

The overall quality of New York Life's investment portfolio is good. On an adjusted basis, the company's 2024 STAT exposure to high risk assets (HRAs) was about 143% of STAT capital and surplus, lower than previous years and in line with Moody's expectations for A-rated companies. HRAs include below investment-grade bonds, alternatives, and partnerships, although many of these are private placements with covenant and/or collateral protections. However, because investment results of the portfolio backing the participating business can generally be shared with participating policyholders, we have historically raised the adjusted score on this factor to Aa from A.

New York Life's investment portfolio composition consists principally of bonds including cash and short-terms (76%), with around 10% rated below investment grade, and mortgage loans (12%). About 34% of the bonds are rated NAIC class 2, with 8% of the total long-term bond portfolio designated as NAIC 2C (equivalent to Baa3), which could weaken asset quality under a rating migration event. Moody's [projects](#) global speculative grade defaults likely to be in the range of 3%-6% by year-end 2025 in the baseline scenario (if realized, would be in line with the historical long-term average of 4.2%), 8.2% in a moderately pessimistic scenario and 8.9% in a severely pessimistic scenario by March-2026. The company's CMBS portfolio of \$15.4 billion (as of December 31, 2024) is generally of high quality (96% investment grade) and we expect negligible losses prospectively. New York Life recorded minimal impairments, \$481 million in 2024, mostly driven by their industrial and consumer exposure. We expect impairments to rise as the company manages its investment risk in the current economic environment.

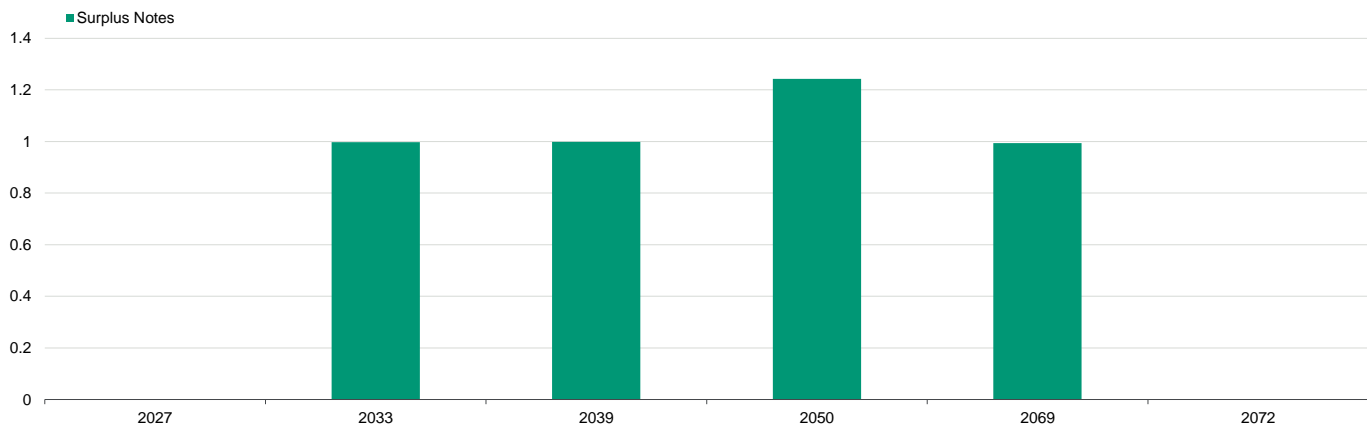
New York Life's has a significant portfolio concentration in direct commercial mortgage loans (CMLs), with \$42.8 billion as of December 2024. Most of this exposure is in multiple family apartments and industrial loans, which tend to be stable investments. There are also approximately 16% of CML's tied to the office subsector with modest rollover risk over the next two years. While there has been pressure on valuations, these assets are of some concern and could face credit deterioration or impairments over the next 12-18 months, or possibly longer in an economic downturn. However, the company maintains high quality, mostly senior, loans (with low LTVs) and has a strong long-term track record in commercial mortgage lending. In a stress scenario, we believe the company's investment losses to be manageable compared to its peers as a percentage of general account investments, and the impact to be more of an earnings than a capital event.

Capital adequacy: NAIC RBC ratio is strong, albeit lower than large mutual peers

New York Life's capital-to-total asset ratio of 5.6% in the scorecard suggests a Baa score, but we believe that the NAIC (CAL) RBC ratio is a better indicator of the company's capital adequacy. The company's consolidated year-end 2024 NAIC (CAL) RBC ratio was 476% (company action level), a level indicating strong capital, but lower than some large mutual peers (although if NY state required additional reserves were added back into total adjusted capital that would increase the ratio), particularly in a stress case. The RBC ratio benefits from the use of a reinsurance transaction with [Munich Reinsurance Company](#) (IFS rating Aa3, stable) to finance redundant reserves on an in-force block of term life business. We have positioned the capital adequacy factor at the Aa level based on the consistently strong levels of capital, which we expect to continue through 2025. The quality of capital is good, since the company does not use captive reinsurers, although the GBS acquisition added material goodwill and intangibles. Statutory surplus includes \$4.2 billion of surplus notes, which, although debt, count as regulatory capital in the NAIC RBC ratio. A significant sustained decline in the NAIC RBC ratio beyond our expectations would put pressure on the capital adequacy score.

Exhibit 6

NYL's outstanding debt ladder is manageable, consisting of surplus notes



Source: Moody's Ratings

Profitability: Profitability declined from 2023 as higher interest crediting for annuities is offset by increased net investment income due to increased yields on fixed income investments

NYL's STAT return on capital (ROC), with a 5-year ROC of -1.5%, remains below our expectations for a Aaa-rated company (i.e., aligns with a Ba sub-factor score), with lower earnings from 2020 and into 2024 that included excess mortality claims from the pandemic (e.g., from individual and group life mortality losses, higher disability income morbidity), increased reserves for a growing in-force, and hedging and asset losses. NYL had a statutory net gain of \$250 million in 2024 (comparatively less than \$805 million of net gain in 2023), driven by higher interest crediting for annuities business partially offset by higher net investment income. This improvement was driven by strong organic business growth coupled with prudent expense management. The low score also partly reflects policyholder dividends, which are an expense included in net income (as opposed to shareholder dividends, taken out after net income), which depress the company's reported ROC. ROC on a similar accounting basis (i.e., dividends reflected after net income) - would raise the company's ROC more toward the Aa-level, which is the reason we raise the adjusted score to Aa for this factor.

On a management basis, the company's after-tax operating earnings, that includes adjustments for realized capital gains, DAC, and policyholder dividends, increased to \$3.5 billion in 2024 from \$3.1 billion in 2023 driven by higher earnings in the Foundational Business and GBS benefiting from improved experience and lower net realized capital losses.

Liquidity and asset/liability management (ALM): Stable liabilities and strong liquidity

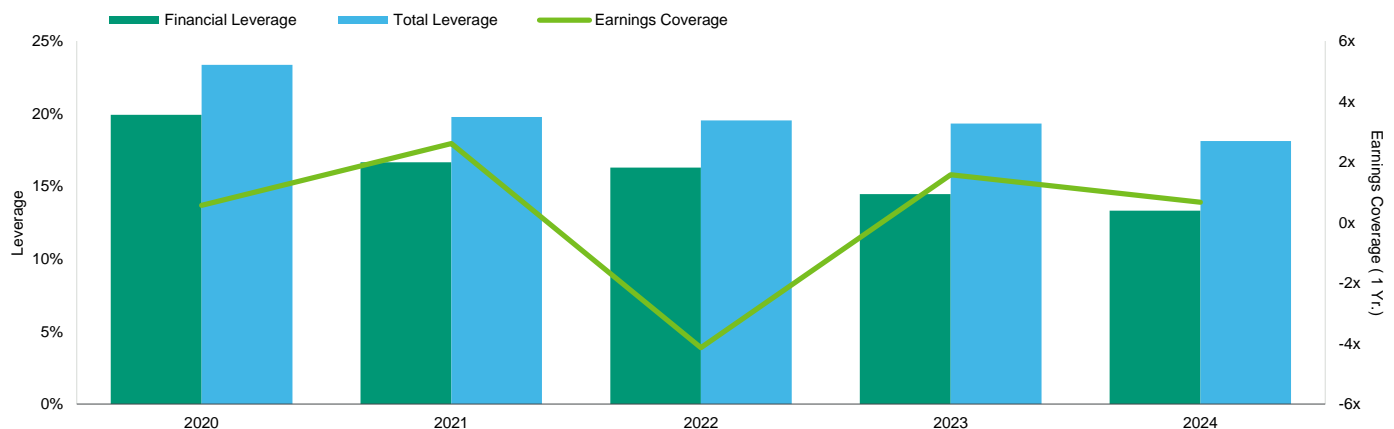
New York Life's unadjusted liquidity score is consistent with a Aa rating – the same as the adjusted score for this factor. However, ALM at New York Life is greatly enhanced by the large amount of very stable participating business on the company's books, which, as noted, effectively allows the company to share some of its inherent risks with its participating policyholders, and also benefits the company's liquidity profile. The company's liquidity profile is further bolstered by a relatively liquid general account investment portfolio and approximately \$30.9 billion in holdings of cash, short term investments, and U.S. Treasury and agency securities at December 31, 2024. We expect the company's liquidity to show similar strength through the rest of 2025. The company has a sizable short and long-term funding agreement-backed note programs, which has rollover and liquidity risk. However, it appears well managed, and exposures are well matched, from both a duration and cash flow perspective - the latter as issues approach maturity. Recognizing the stability of the majority of the company's liabilities, as well as the substantial liquidity available in the investment portfolio, we have left the adjusted score on this factor at Aa, the same as the unadjusted score.

Financial flexibility: Financial leverage is moderate in the near-term

New York Life's adjusted financial leverage and total leverage were 13.3% and 18.1% respectively, as of year-end 2024, consistent with a Aa-rating. An earnings coverage metric of 0.3x over the past five years is consistent with the metrics of Ba-rated companies. New York Life's ability to adjust dividends distributed to policyholders brings additional flexibility to preserve capital. The company's inability to raise equity capital and lack of ready access to the public equity markets because of its mutual company structure constrains financial flexibility to some extent. Moody's considers the company's financial flexibility to be in line with expectations for a Aa rated company rather than its Baa unadjusted score, supported by its moderate leverage, strong capital position, good cashflow and discretion with regard to policyholder dividend payments.

Exhibit 7

Leverage remains moderately high; coverage strong on a pre-dividend basis



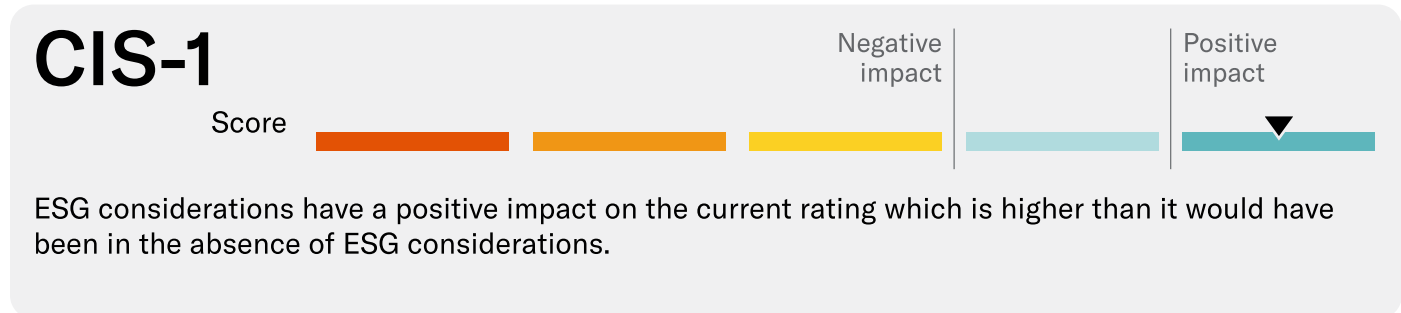
Source: Moody's Ratings Service and company filings

ESG considerations

New York Life Insurance Company's ESG credit impact score is CIS-1

Exhibit 8

ESG credit impact score

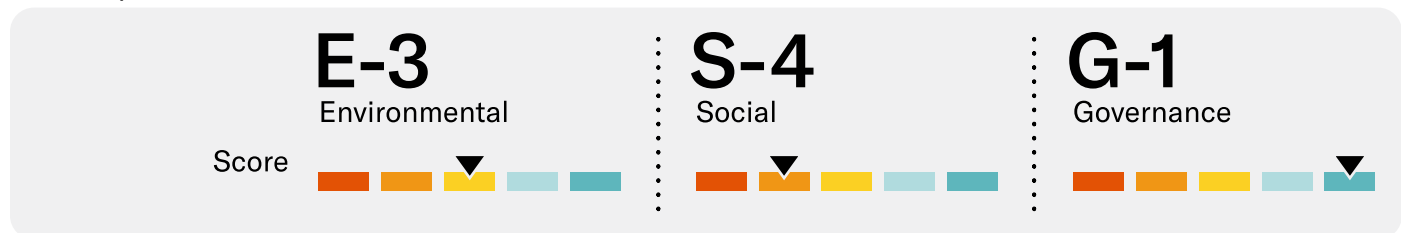


Source: Moody's Ratings

New York Life's **CIS-1** score indicates that ESG considerations have a positive impact on the rating. The score reflects the positive rating impact of the insurer's overall governance profile, which includes its conservative risk and governance practices stemming from its mutual ownership structure. These factors offset its exposure to environmental and social risks, in particular carbon transition, customer relations, and societal and demographic risks.

Exhibit 9

ESG issuer profile scores



Source: Moody's Ratings

Environmental

New York Life has moderate exposure to carbon transition risk through the long-duration assets held in its investment portfolio and inherent asset leverage, while emerging stakeholder focus on environmental stewardship in its investment portfolio gives rise to strategic and reputational risk. This risk is mitigated by New York Life's portfolio risk management capabilities and its developing focus on managing climate risk.

Social

New York Life faces moderate customer relations risk in relation to its sale of products and significant interaction with retail customers against a background of regulatory focus on the fair treatment of customers, which is mitigated by well-developed policies and procedures. However, because of its mutuality, the insurer benefits from a strong alignment of interests with policyholders, which reduces customer relations risk relative to that of some peers. High cyber and personal data risks, amplified by increasing digital product distribution, are mitigated by a strong technology framework. High exposure to demographic and societal risks can make the operating environment more difficult; however, an aging population supports demand for the firm's longevity products.

Governance

New York Life's governance is a positive factor. The insurer benefits from strong governance, including its conservative financial policies and risk management procedures that are supported by the strong alignment of management's interests with those of policyholders/owners, which are driven by its mutual ownership structure. However, its business profile is evolving, which could result in its financial strategy gradually becoming less conservative.

ESG Issuer Profile Scores and Credit Impact Scores for the rated entity/transaction are available on Moodys.com. In order to view the latest scores, please click [here](#) to go to the landing page for the entity/transaction on MDC and view the ESG Scores section.

Support and structural considerations

The spread between New York Life's Aa1 IFS rating and Aa3 surplus notes ratings is two notches, consistent with Moody's typical notching spread for U.S. life insurance operating companies.

Other considerations

New York Life has a very strong commitment to serving its policyholders, and writes primarily business that provides risk sharing with its customers through dividend-paying products. Its branding and consumer marketing is tightly linked with its participating product focus and commitment to policyholder value and financial strength. Considering its generally conservative management philosophy, together with its emphasis on the sale of dividend-paying products, New York Life presents very conservative business and financial profiles, and the company's management does not stray from its core policyholder-oriented principles, which align well with creditor interests. Although some aspects of the company's credit profile are directly captured by the key rating factors, the additional benefit from the company's deeply engrained focus on financial strength, policyholder value, and overall conservative management philosophy results in a one-notch uplift in the Management, Governance and Risk Management subsection of other considerations, raising the company's IFS rating to Aaa from the adjusted scorecard rating of Aa1. There is a corresponding one-notch down in the Sovereign & Regulatory Environment subsection of other considerations as a result of the linkage between the credit profile of the company and the US government, lowering the company's IFS rating from Aaa to the adjusted scorecard rating of Aa1.

Liquidity analysis

New York Life's debt consists of four issues of surplus notes totaling \$4.2 billion. In addition to its own direct debt, New York Life's subsidiary, New York Life Capital Corporation (NYL Capital) issues commercial paper. NYL Capital benefits from explicit support from its parent (albeit only to maintain its tangible net worth at least \$1) Its \$3.5 billion commercial paper (CP) program is rated Prime-1 (P-1) and the program is available for spread arbitrage opportunities and occasionally used for liquidity management. The amount of CP outstanding at December 31, 2024 was approximately \$499 million. NYL Capital Corp's CP program is backed by a \$1.75 billion five-year bank credit facility which matures in September 2027. The bank facility does not contain a material adverse change (MAC) clause, and the financial covenants in the bank facility are not restrictive and are quite manageable for the company.

Rating methodology and scorecard factors

Exhibit 10

Rating Factors

Financial Strength Rating Scorecard [1][2]	Aaa	Aa	A	Baa	Ba	B	Caa	ScoreAdj	Score
Business Profile								Aa	Aa
Market Position and Brand (15%)								Aa	Aaa
-Relative Market Share Ratio		X							
Distribution (10%)								Aa	Aa
-Distribution Control		X							
-Diversity of Distribution			X						
Product Focus and Diversification (10%)								Aa	Aa
-Product Risk	X								
-Life Insurance Product Diversification		X							
Financial Profile								Baa	Aa
Asset Quality (10%)								A	Aa
-High Risk Assets % Shareholders' Equity				142.6%					
-Goodwill & Intangibles % Shareholders' Equity	0.0%								
Capital Adequacy (15%)								Baa	Aa
-Shareholders' Equity % Total Assets				5.6%					
Profitability (15%)								Ba	Aa
-Return on Capital (5 yr. avg.)					-1.5%				
-Sharpe Ratio of ROC (5 yr.)									
Liquidity and Asset/Liability Management (10%)								Aa	Aa
-Liquid Assets % Liquid Liabilities		X							
Financial Flexibility (15%)								Baa	Aa
-Financial Leverage		13.3%							
-Total Leverage		18.1%							
-Earnings Coverage (5 yr. avg.)					0.3x				
-Cash Flow Coverage (5 yr. avg.)									
Operating Environment								Aaa - A	Aaa - A
Preliminary Standalone Outcome								A3	Aa1
Other Considerations									
Management, Governance and Risk Management									-1
Accounting Policy & Disclosures									
Sovereign & Regulatory Environment									1
Standalone Scorecard-indicated Outcome									Aa1
Support									
Nature and Terms of Explicit Support									
Nature and Terms of Implicit Support									
Scorecard-indicated Outcome									Aa1

[1] Information based on SAP financial statements as of fiscal year ended December 31, 2024. [2] The Scorecard rating is an important component of the company's published rating, reflecting the standalone financial strength before other considerations (discussed above) are incorporated into the analysis.

Source: Moody's Ratings

Ratings

Exhibit 11

Category	Moody's Rating
NEW YORK LIFE INSURANCE COMPANY	
Rating Outlook	STA
Insurance Financial Strength	Aa1
ST Insurance Financial Strength	P-1
Surplus Notes	Aa3 (hyb)
NEW YORK LIFE INSURANCE & ANNUITY CORPORATION	
Rating Outlook	STA
Insurance Financial Strength	Aa1
LIFE INSURANCE COMPANY OF NORTH AMERICA	
Rating Outlook	STA
Insurance Financial Strength	Aa1
NEW YORK LIFE FUNDING	
Rating Outlook	STA
Backed Senior Secured MTN	(P)Aa1
NEW YORK LIFE GLOBAL FUNDING	
Rating Outlook	STA
Backed Senior Secured MTN	(P)Aa1
Senior Secured	Aa1
NYLIFE INSURANCE COMPANY OF ARIZONA	
Rating Outlook	STA
Insurance Financial Strength	Aa1

Source: Moody's Ratings

© 2025 Moody's Corporation, Moody's Investors Service, Inc., Moody's Analytics, Inc. and/or their licensors and affiliates (collectively, "MOODY'S"). All rights reserved.

CREDIT RATINGS ISSUED BY MOODY'S CREDIT RATINGS AFFILIATES ARE THEIR CURRENT OPINIONS OF THE RELATIVE FUTURE CREDIT RISK OF ENTITIES, CREDIT COMMITMENTS, OR DEBT OR DEBT-LIKE SECURITIES, AND MATERIALS, PRODUCTS, SERVICES AND INFORMATION PUBLISHED OR OTHERWISE MADE AVAILABLE BY MOODY'S (COLLECTIVELY, "MATERIALS") MAY INCLUDE SUCH CURRENT OPINIONS. MOODY'S DEFINES CREDIT RISK AS THE RISK THAT AN ENTITY MAY NOT MEET ITS CONTRACTUAL FINANCIAL OBLIGATIONS AS THEY COME DUE AND ANY ESTIMATED FINANCIAL LOSS IN THE EVENT OF DEFAULT OR IMPAIRMENT. SEE APPLICABLE MOODY'S RATING SYMBOLS AND DEFINITIONS PUBLICATION FOR INFORMATION ON THE TYPES OF CONTRACTUAL FINANCIAL OBLIGATIONS ADDRESSED BY MOODY'S CREDIT RATINGS. CREDIT RATINGS DO NOT ADDRESS ANY OTHER RISK, INCLUDING BUT NOT LIMITED TO: LIQUIDITY RISK, MARKET VALUE RISK, OR PRICE VOLATILITY. CREDIT RATINGS, NON-CREDIT ASSESSMENTS ("ASSESSMENTS"), AND OTHER OPINIONS INCLUDED IN MOODY'S MATERIALS ARE NOT STATEMENTS OF CURRENT OR HISTORICAL FACT. MOODY'S MATERIALS MAY ALSO INCLUDE QUANTITATIVE MODEL-BASED ESTIMATES OF CREDIT RISK AND RELATED OPINIONS OR COMMENTARY PUBLISHED BY MOODY'S ANALYTICS, INC. AND/OR ITS AFFILIATES. MOODY'S CREDIT RATINGS, ASSESSMENTS, OTHER OPINIONS AND MATERIALS DO NOT CONSTITUTE OR PROVIDE INVESTMENT OR FINANCIAL ADVICE, AND MOODY'S CREDIT RATINGS, ASSESSMENTS, OTHER OPINIONS AND MATERIALS ARE NOT AND DO NOT PROVIDE RECOMMENDATIONS TO PURCHASE, SELL, OR HOLD PARTICULAR SECURITIES. MOODY'S CREDIT RATINGS, ASSESSMENTS, OTHER OPINIONS AND MATERIALS DO NOT COMMENT ON THE SUITABILITY OF AN INVESTMENT FOR ANY PARTICULAR INVESTOR. MOODY'S ISSUES ITS CREDIT RATINGS, ASSESSMENTS AND OTHER OPINIONS AND PUBLISHES OR OTHERWISE MAKES AVAILABLE ITS MATERIALS WITH THE EXPECTATION AND UNDERSTANDING THAT EACH INVESTOR WILL, WITH DUE CARE, MAKE ITS OWN STUDY AND EVALUATION OF EACH SECURITY THAT IS UNDER CONSIDERATION FOR PURCHASE, HOLDING, OR SALE.

MOODY'S CREDIT RATINGS, ASSESSMENTS, OTHER OPINIONS, AND MATERIALS ARE NOT INTENDED FOR USE BY RETAIL INVESTORS AND IT WOULD BE RECKLESS AND INAPPROPRIATE FOR RETAIL INVESTORS TO USE MOODY'S CREDIT RATINGS, ASSESSMENTS, OTHER OPINIONS OR MATERIALS WHEN MAKING AN INVESTMENT DECISION. IF IN DOUBT YOU SHOULD CONTACT YOUR FINANCIAL OR OTHER PROFESSIONAL ADVISER.

ALL INFORMATION CONTAINED HEREIN IS PROTECTED BY LAW, INCLUDING BUT NOT LIMITED TO, COPYRIGHT LAW, AND NONE OF SUCH INFORMATION MAY BE COPIED OR OTHERWISE REPRODUCED, REPACKAGED, FURTHER TRANSMITTED, TRANSFERRED, DISSEMINATED, REDISTRIBUTED OR RESOLD, OR STORED FOR SUBSEQUENT USE FOR ANY SUCH PURPOSE, IN WHOLE OR IN PART, IN ANY FORM OR MANNER OR BY ANY MEANS WHATSOEVER, BY ANY PERSON WITHOUT MOODY'S PRIOR WRITTEN CONSENT. FOR CLARITY, NO INFORMATION CONTAINED HEREIN MAY BE USED TO DEVELOP, IMPROVE, TRAIN OR RETRAIN ANY SOFTWARE PROGRAM OR DATABASE, INCLUDING, BUT NOT LIMITED TO, FOR ANY ARTIFICIAL INTELLIGENCE, MACHINE LEARNING OR NATURAL LANGUAGE PROCESSING SOFTWARE, ALGORITHM, METHODOLOGY AND/OR MODEL.

MOODY'S CREDIT RATINGS, ASSESSMENTS, OTHER OPINIONS AND MATERIALS ARE NOT INTENDED FOR USE BY ANY PERSON AS A BENCHMARK AS THAT TERM IS DEFINED FOR REGULATORY PURPOSES AND MUST NOT BE USED IN ANY WAY THAT COULD RESULT IN THEM BEING CONSIDERED A BENCHMARK.

All information contained herein is obtained by MOODY'S from sources believed by it to be accurate and reliable. Because of the possibility of human or mechanical error as well as other factors, however, all information contained herein is provided "AS IS" without warranty of any kind. MOODY'S adopts all necessary measures so that the information it uses in assigning a credit rating is of sufficient quality and from sources MOODY'S considers to be reliable including, when appropriate, independent third-party sources. However, MOODY'S is not an auditor and cannot in every instance independently verify or validate information received in the credit rating process or in preparing its Materials.

To the extent permitted by law, MOODY'S and its directors, officers, employees, agents, representatives, licensors and suppliers disclaim liability to any person or entity for any indirect, special, consequential, or incidental losses or damages whatsoever arising from or in connection with the information contained herein or the use of or inability to use any such information, even if MOODY'S or any of its directors, officers, employees, agents, representatives, licensors or suppliers is advised in advance of the possibility of such losses or damages, including but not limited to: (a) any loss of present or prospective profits or (b) any loss or damage arising where the relevant financial instrument is not the subject of a particular credit rating assigned by MOODY'S.

To the extent permitted by law, MOODY'S and its directors, officers, employees, agents, representatives, licensors and suppliers disclaim liability for any direct or compensatory losses or damages caused to any person or entity, including but not limited to by any negligence (but excluding fraud, willful misconduct or any other type of liability that, for the avoidance of doubt, by law cannot be excluded) on the part of, or any contingency within or beyond the control of, MOODY'S or any of its directors, officers, employees, agents, representatives, licensors or suppliers, arising from or in connection with the information contained herein or the use of or inability to use any such information.

NO WARRANTY, EXPRESS OR IMPLIED, AS TO THE ACCURACY, TIMELINESS, COMPLETENESS, MERCHANTABILITY OR FITNESS FOR ANY PARTICULAR PURPOSE OF ANY CREDIT RATING, ASSESSMENT, OTHER OPINION OR INFORMATION IS GIVEN OR MADE BY MOODY'S IN ANY FORM OR MANNER WHATSOEVER.

Moody's Investors Service, Inc., a wholly-owned credit rating agency subsidiary of Moody's Corporation ("MCO"), hereby discloses that most issuers of debt securities (including corporate and municipal bonds, debentures, notes and commercial paper) and preferred stock rated by Moody's Investors Service, Inc. have, prior to assignment of any credit rating, agreed to pay Moody's Investors Service, Inc. for credit ratings opinions and services rendered by it. MCO and all MCO entities that issue ratings under the "Moody's Ratings" brand name ("Moody's Ratings"), also maintain policies and procedures to address the independence of Moody's Ratings' credit ratings and credit rating processes. Information regarding certain affiliations that may exist between directors of MCO and rated entities, and between entities who hold credit ratings from Moody's Investors Service, Inc. and have also publicly reported to the SEC an ownership interest in MCO of more than 5%, is posted annually at ir.moody.com under the heading "Investor Relations — Corporate Governance — Charter and Governance Documents - Director and Shareholder Affiliation Policy."

Moody's SF Japan K.K., Moody's Local AR Agente de Calificación de Riesgo S.A., Moody's Local BR Agência de Classificação de Risco LTDA, Moody's Local MX S.A. de C.V., I.C.V., Moody's Local PE Clasificadora de Riesgo S.A., and Moody's Local PA Clasificadora de Riesgo S.A. (collectively, the "Moody's Non-NRSRO CRAs") are all indirectly wholly-owned credit rating agency subsidiaries of MCO. None of the Moody's Non-NRSRO CRAs is a Nationally Recognized Statistical Rating Organization.

Additional terms for Australia only: Any publication into Australia of this document is pursuant to the Australian Financial Services License of MOODY'S affiliate, Moody's Investors Service Pty Limited ABN 61 003 399 657 AFSL 336969 and/or Moody's Analytics Australia Pty Ltd ABN 94 105 136 972 AFSL 383569 (as applicable). This document is intended to be provided only to "wholesale clients" within the meaning of section 761G of the Corporations Act 2001. By continuing to access this document from within Australia, you represent to MOODY'S that you are, or are accessing the document as a representative of, a "wholesale client" and that neither you nor the entity you represent will directly or indirectly disseminate this document or its contents to "retail clients" within the meaning of section 761G of the Corporations Act 2001. MOODY'S credit rating is an opinion as to the creditworthiness of a debt obligation of the issuer, not on the equity securities of the issuer or any form of security that is available to retail investors.

Additional terms for India only: Moody's credit ratings, Assessments, other opinions and Materials are not intended to be and shall not be relied upon or used by any users located in India in relation to securities listed or proposed to be listed on Indian stock exchanges.

Additional terms with respect to Second Party Opinions and Net Zero Assessments (as defined in Moody's Ratings Rating Symbols and Definitions): Please note that neither a Second Party Opinion ("SPO") nor a Net Zero Assessment ("NZA") is a "credit rating". The issuance of SPOs and NZAs is not a regulated activity in many jurisdictions, including Singapore. JAPAN: In Japan, development and provision of SPOs and NZAs fall under the category of "Ancillary Businesses", not "Credit Rating Business", and are not subject to the regulations applicable to "Credit Rating Business" under the Financial Instruments and Exchange Act of Japan and its relevant regulation. PRC: Any SPO: (1) does not constitute a PRC Green Bond Assessment as defined under any relevant PRC laws or regulations; (2) cannot be included in any registration statement, offering circular, prospectus or any other documents submitted to the PRC regulatory authorities or otherwise used to satisfy any PRC regulatory disclosure requirement; and (3) cannot be used within the PRC for any regulatory purpose or for any other purpose which is not permitted under relevant PRC laws or regulations. For the purposes of this disclaimer, "PRC" refers to the mainland of the People's Republic of China, excluding Hong Kong, Macau and Taiwan.

CLIENT SERVICES

Americas	1-212-553-1653
Asia Pacific	852-3551-3077
Japan	81-3-5408-4100
EMEA	44-20-7772-5454